

Letter R.B: Horizon West Transmission, LLC (January 12, 2022)

Comment R.B-30: Attachment 1.

Construction Emissions Table

Attachment 1**Construction Emissions Table****Proposed Project Construction Emissions**

	CO	ROG	NO _x	ROG + NO _x	SO _x	Fugitive Dust PM ₁₀	PM ₁₀	PM _{2.5}	DPM
Maximum Daily Emissions (lbs/day)									
CalEEMod Sources (unmitigated)	77.59	11.89	110.48	122.37	0.28	8.47	12.38	7.38	3.91
Helicopter (unmitigated)	11.86	1.60	30.17	30.56	3.58	46.30	48.36	48.36	0.00
Total Maximum Daily (unmitigated)	79.88	11.89	110.48	122.37	3.83	47.78	52.66	51.37	3.91
CalEEMod Sources (mitigated)	77.59	11.89	110.48	122.37	0.28	4.05	7.96	5.28	3.91
Helicopter (mitigated)	11.86	1.60	30.17	30.56	3.58	46.30	48.36	48.36	0.00
Total Maximum Daily (mitigated)	79.88	11.89	110.48	122.37	3.83	47.78	52.66	51.37	3.91
Significance Thresholds	-	-	-	137	-	-	-	-	7
Significant?	-	-	-	No	-	-	-	-	No
Maximum Quarterly Emissions (tons/quarter)									
CalEEMod Sources (unmitigated) annual average / maximum *	-	-	-	1.18 / 2.79	-	0.04 / 0.62	-	-	0.04 / 0.10
Helicopter (unmitigated)	-	-	-	0.09	-	0.12	-	-	-
Total Quarterly (unmitigated) annual average / maximum *	-	-	-	1.28 / 2.88	-	0.16 / 0.74	-	-	0.04 / 0.10
CalEEMod Sources (mitigated) annual average / maximum *	-	-	-	1.18 / 2.79	-	0.03 / 0.61	-	-	0.04 / 0.10
Helicopter (mitigated)	-	-	-	0.09	-	0.12	-	-	-
Total Quarterly (mitigated) annual average / maximum *	-	-	-	1.28 / 2.88	-	0.14 / 0.73	-	-	0.04 / 0.10

Attachment 1-1

	CO	ROG	NO _x	ROG + NO _x	SO _x	Fugitive Dust PM ₁₀	PM ₁₀	PM _{2.5}	DPM
Significance Thresholds	-	-	-	Tier 1 2.5 Tier 2 6.3	-	2.5	-	-	0.13
Significant?	-	-	-	No / Yes, Tier 1	-	No	-	-	No
Total Project Emissions (tons)									
CalEEMod Sources (unmitigated)	6.82	0.97	8.63	9.60	0.02	0.29	0.60	0.38	0.31
Helicopter (unmitigated)	0.04	0.01	0.15	0.16	0.02	0.21	0.22	0.22	-
Total Construction Project (unmitigated)	6.86	0.98	8.78	9.76	0.04	0.50	0.82	0.60	0.31
CalEEMod Sources (mitigated)	6.82	0.97	8.63	9.60	0.02	0.22	0.53	0.35	0.31
Helicopter (mitigated)	0.04	0.01	0.15	0.16	0.02	0.21	0.22	0.22	-
Total Construction Project (mitigated)	6.86	0.98	8.78	9.76	0.04	0.43	0.75	0.57	0.31

Note: Some totals may be off due to rounding.

* Note that the quarterly emissions are shown both as a quarterly annual average based on the CALEEMOD user guide tips (available here: <http://www.aqmd.gov/caleemod/user's-guide/users-tips>) and a quarterly maximum based on emissions either calculated by CALEEMOD (in the case of ROG + NO_x) or estimated based on maximum daily week by week emission data over 12 weeks (note that this is conservative since the emissions are based on maximum daily emissions for that week over the entire week). According to the CALEEMOD user guide tips, quarterly emission results can be calculated by dividing the annual emissions by four or by multiplying the peak daily emission by 90 days. Since multiplying the peak daily emissions by 90 days resulted in significant overestimation of maximum quarterly emissions, the former approach was used. Since the San Luis Obispo Air Pollution Control District significance thresholds are based on maximum quarterly emissions, those calculations have been added to this table.

Attachment 1-2

Comment R.B-31: Attachment 2.

Health Risk Assessment

Attachment 2**Health Risk Assessment**

The Estrella Substation and Paso Robles Area Reinforcement Project Health Risk Assessment January 2022 and modeling files are provided via the following links:


<http://content.winston.com/sitefiles/files/Attachment2HealthRiskAssessment.pdf>

<http://content.winston.com/sitefiles/files/Modelingfiles.zip>

<http://content.winston.com/sitefiles/files/EstrellaCalEEMod-HRAratesv1.3.xlsx>

Attachment 2-1




A large, empty rectangular box with a thin black border, occupying the central portion of the page. It is intended for the user to provide a response to comments.

ESTRELLA SUBSTATION AND PASO ROBLES AREA REINFORCEMENT PROJECT HEALTH RISK ASSESSMENT

Prepared for
Horizon West Transmission, LLC and Pacific Gas and Electric Company

Prepared by
SWCA Environmental Consultants
20 East Thomas Road, Suite 1700
Phoenix, Arizona 85012
(602) 274-3831
www.swca.com

January 2022

A large, empty rectangular box with a thin black border, occupying the central portion of the page. It is intended for the user to provide a response to comments.

EXECUTIVE SUMMARY

A construction Health Risk Assessment (HRA) for the proposed Estrella Substation and Paso Robles Area Reinforcement Project (Project) based on revised construction schedule and phasing information was conducted by SWCA Environmental Consultants on behalf of Horizon West Transmission, LLC (HWT) and Pacific Gas and Electric Company's (PG&E). The objective of the impact assessment was to evaluate potential health risks at nearby sensitive receptors. As discussed in more detail in the report, no significant health impacts to off-site sensitive receptors are anticipated as a result of the Project's construction activities. The assessment predicts that the maximally exposed individual receptor (MEIR) could potentially be exposed to the following levels of impact during construction of the Project, which are below applicable thresholds of significance for health risks.

- The maximum 1-hour nitrogen dioxide (NO₂) impact at the MEIR would be 207.00 micrograms per cubic meter (µg/m³) which is less than the CAAQS health-based standard of 339 µg/m³
- The acute hazard index (HI) for diesel particulate matter exposure (DPM) at the MEIR would be 0.6, which is less than the threshold of significance of 1.0.
- The chronic HI for DPM exposure at the MEIR would be 0.1, which is less than the threshold of significance of 1.0.
- The excess cancer risk at the MEIR would be 5.12 cases per million, which is less than the San Luis Obispo Air Pollution Control District (SLOAPCD) threshold of significance of 10 cases per million.

The Report contains the following sections detailing the results of the construction HRA:

- Section 1.0 provides a general introduction to the project.
- Section 2.0 presents a brief description of the health risk significance criteria.
- Section 3.0 provides a description of project sources and emission rates.
- Section 4.0 contains a brief description of the air dispersion modeling methodologies employed.
- Section 5.0 provides a summary of the methodologies used to conduct the HRA.
- Section 6.0 presents the HRA results.
- Section 7.0 discloses measures to reduce impacts.
- Section 8.0 discusses summarizes the main uncertainties associated with the emissions estimation, air dispersion modeling, and risk estimation components of the HRA.
- Section 9.0 includes a list of references.
- Appendix A includes CalEEMod output files based on the revised Project construction schedule and phasing.
- Appendix B includes a summary of modeled Project emission rates.
- Appendix C includes modeling results in more detail than presented in the body of the report.
- Appendix D includes detailed cancer risk calculations.

CONTENTS

1	Introduction	1
2	Significance Criteria.....	1
3	Project Sources and Emissions Estimates	6
4	Air Dispersion modeling	8
5	Health Risk Assessment Methodology	8
6	Health Risk Analysis Results.....	12
7	Measures to Reduce Project impacts.....	27
8	Uncertainties	27
9	References	29

Figures

Figure 1	Project Construction Phasing.....	4
Figure 2	Project Overview Map.....	5
Figure 3	Receptor Grid Map	10
Figure 4	1-hour NO ₂ Modeling Results - Substation	13
Figure 5	1-hour NO ₂ Modeling Results – Reconductoring.....	14
Figure 6	1-hour NO ₂ Modeling Results – 70 kV Line	15
Figure 7	1-hour DPM Modeling Results – Substation.....	18
Figure 8	1-hour DPM Modeling Results – Reconductoring	19
Figure 9	1-hour DPM Modeling Results – 70 kV Line	20
Figure 10	Chronic DPM Modeling Results – Substation.....	22
Figure 11	Chronic DPM Modeling Results – Reconductoring.....	23
Figure 12	Chronic DPM Modeling Results – 70 kV Line	24
Figure 13	Excess Cancer Risk	26

Tables

Table 1.	Construction Schedule	2
Table 2.	Thresholds of Significance for Public Health Risks	6
Table 3.	1-hour NO ₂ Modeling Results.....	12
Table 4.	1-hour DPM Modeling Results	16
Table 5.	Chronic DPM Modeling Results.....	21
Table 6.	Excess Cancer Risk.....	25

Estrella Substation and Paso Robles Area Reinforcement Project Health Risk Assessment

Appendices

Appendix A: CalEEMod Output
Appendix B: Project Emission Rates
Appendix C: Detailed Modeling Results
Appendix D: Detailed Risk Calculations

1 INTRODUCTION

Horizon West Transmission, LLC (HWT) and Pacific Gas and Electric Company's (PG&E) (collectively referred to as the "Applicants") proposed Estrella Substation and Paso Robles Area Reinforcement Project (Project) would involve construction and operation of a new 230 kilovolt (kV)/70 kV substation and a new approximately 7 mile long 70 kV power line, and replacement/reconductoring of approximately 3 miles of an existing 70 kV power line. These facilities would be located in unincorporated San Luis Obispo County and within the City of Paso Robles. The Project is intended to address deficiencies in the electrical grid system in the Paso Robles area and to accommodate projected new growth. The Draft Environmental Impact Report (DEIR) for the Project was published in December 2020, and this HRA is being completed to analyze the potential Health Risks associated with the Project construction on nearby sensitive receptors based on an updated construction schedule and phasing plan.

Completion of construction of the Project is anticipated be completed over a period of 21 months. Estrella Substation construction is scheduled to begin during the summer of 2022 and terminate just before the summer of 2023. The reconductoring segment construction is scheduled to begin in the Summer of 2022 and is expected to terminate in the spring of 2023. The 7 mile long 70 kV power line construction is anticipated to begin in early 2023 and to terminate in early 2024. Table 1 lists the detailed construction schedule information and Figure 1 shows a graphical representation of the construction Phasing. Figure 2 shows a map of the Project area.

Construction of these three project components will result in emissions of diesel particulate matter (DPM) and nitrogen dioxide (NO₂). Specifically, this HRA will evaluate whether the Project construction will expose residents living near different portions of the project to significant cancer risk or chronic non-cancer health impacts (from long-term DPM exposure) and acute non-cancer health impacts (from acute DPM and NO₂ exposure).

NO₂ is a component of nitrogen oxides (NO_x). Several epidemiological studies have demonstrated associations between NO₂ exposure and premature death, cardiopulmonary effects, decreased lung function growth in children, respiratory symptoms, emergency room visits for asthma, and intensified allergic responses (CARB 2021a). DPM encompasses the solid component of diesel exhaust which is composed primarily of elemental carbon particles and numerous adsorbed organic compounds, including over 40 known cancer-causing organic substances (CARB 2021b). More than 90 percent of DPM by mass is less than 1 µm in diameter and thus DPM is a subset of particulate matter less than 2.5 microns in diameter (CARB 2021b). Nanoscale particles (<=50 nm) comprise up to 90 percent of the particle number concentration. Due to their small size, the particles may reach the pulmonary alveoli, the sensitive gas-exchange region of the lungs (OSHWiki contributors 2020).

2 SIGNIFICANCE CRITERIA

This analysis focuses on impacts from NO₂ and DPM. California has established a short-term air quality standard for NO₂. The form of the standard is the maximum 1-hour concentration, not to be exceeded. DPM is regulated as a toxic air contaminant or TAC. DPM has short-term acute (1-hour) and chronic health effects. Estimated exposures of sensitive receptors to DPM throughout the Project construction are used to determine excess cancer risk. The International Agency for Research on Cancer classifies diesel engine exhaust as carcinogenic to humans based on sufficient evidence that it is linked to an increased risk of lung cancer and some evidence of a positive association between diesel exhaust and bladder cancer (International Agency for Research on Cancer [IARC] 2012). In addition, other agencies have classified diesel exhaust as a "likely" or "potential carcinogen" including the U.S. Environmental Protection Agency (USEPA),

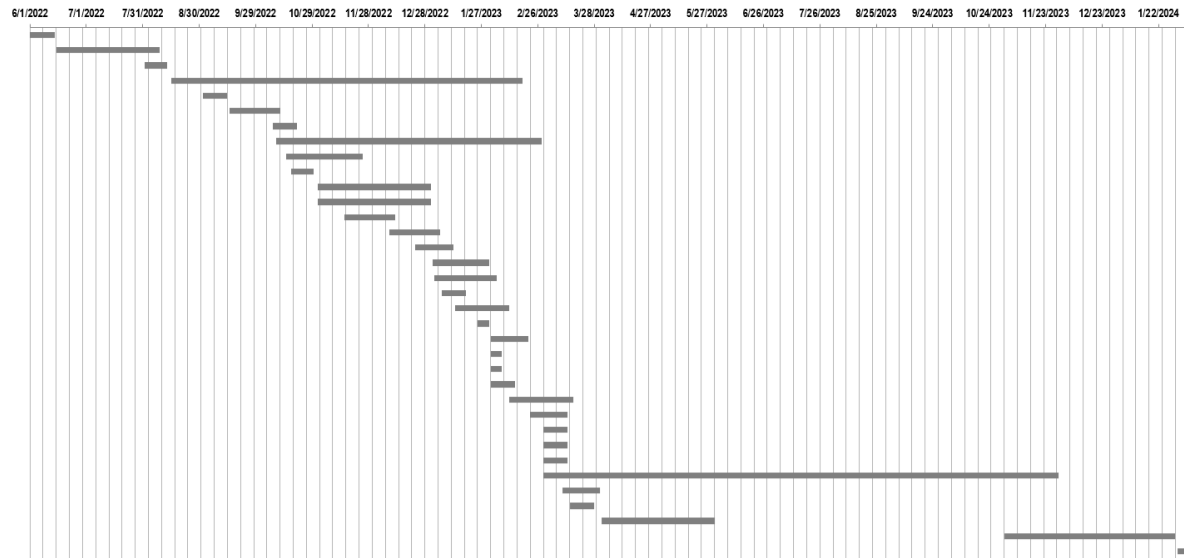
This page intentionally left blank.

*Estrella Substation and Paso Robles Area Reinforcement Project Health Risk Assessment***Table 1. Construction Schedule**

Phase Name	Phase Start Date	Phase End Date	Workdays Per Week	Phase Duration (Work Days)
230 kV Transmission Site Work Area Preparation Mobilization	6/1/2022	6/14/2022	6	12
230 kV Transmission Foundation Tower Installation Remove two towers	6/15/2022	8/9/2022	6	48
Reconductoring Segment Site Development Mobilization	8/1/2022	8/13/2022	6	12
Reconductoring Segment Pole Installation Transfer Distribution Pole Removal	8/15/2022	2/18/2023	6	144
230 kV Substation Access Roads	9/1/2022	9/14/2022	6	12
230 kV Substation Site Prep Grading Entrance Road Culverts Mobilization	9/15/2022	10/12/2022	6	24
230 kV Substation Fence and Gate Installation	10/8/2022	10/21/2022	6	12
Reconductoring Segment Conductor Installation	10/10/2022	2/28/2023	6	120
230 kV Substation Foundation Construction	10/15/2022	11/25/2022	6	36
70 kV Substation Mobilization	10/18/2022	10/30/2022	6	12
70 kV Substation Foundation Construction	11/1/2022	12/31/2022	6	48
70 kV Substation Ground Grid Conduit Installation	11/1/2022	12/31/2022	6	48
230 kV Substation Ground Grid Conduit Installation	11/15/2022	12/12/2022	6	24
230 kV Substation Steel Bus Erection	12/9/2022	1/5/2023	6	24
230 kV Substation Install Yard Rock	12/23/2022	1/12/2023	6	18
70 kV Substation Steel Bus Erection	1/1/2023	1/31/2023	6	24
230 kV Substation Transformer & Equip Delivery & Installation	1/2/2023	2/4/2023	6	30
230 kV Substation Control Enclosure Delivery and Install	1/6/2023	1/19/2023	6	12
230 kV Substation Remaining Equipment Delivery and Install	1/13/2023	2/11/2023	6	24
230 kV Transmission Conductor	1/25/2023	1/31/2023	6	6
70 kV Substation Equip Delivery & Installation	2/1/2023	2/21/2023	6	18
70 kV Substation Control Enclosure Delivery and Install	2/1/2023	2/7/2023	6	6
230 kV Transmission Site Clean-up and Restoration	2/1/2023	2/7/2023	6	6
230 kV Substation Cable Installation and Termination	2/1/2023	2/14/2023	6	12
230 kV Substation Testing and Commissioning	2/11/2023	3/17/2023	6	30
70 kV Substation Cable Installation and Termination	2/22/2023	3/14/2023	6	18
Reconductoring Segment Clean-up and Restoration	3/1/2023	3/14/2023	6	12
70 kV Power Line Site Development Mobilization	3/1/2023	3/14/2023	6	12

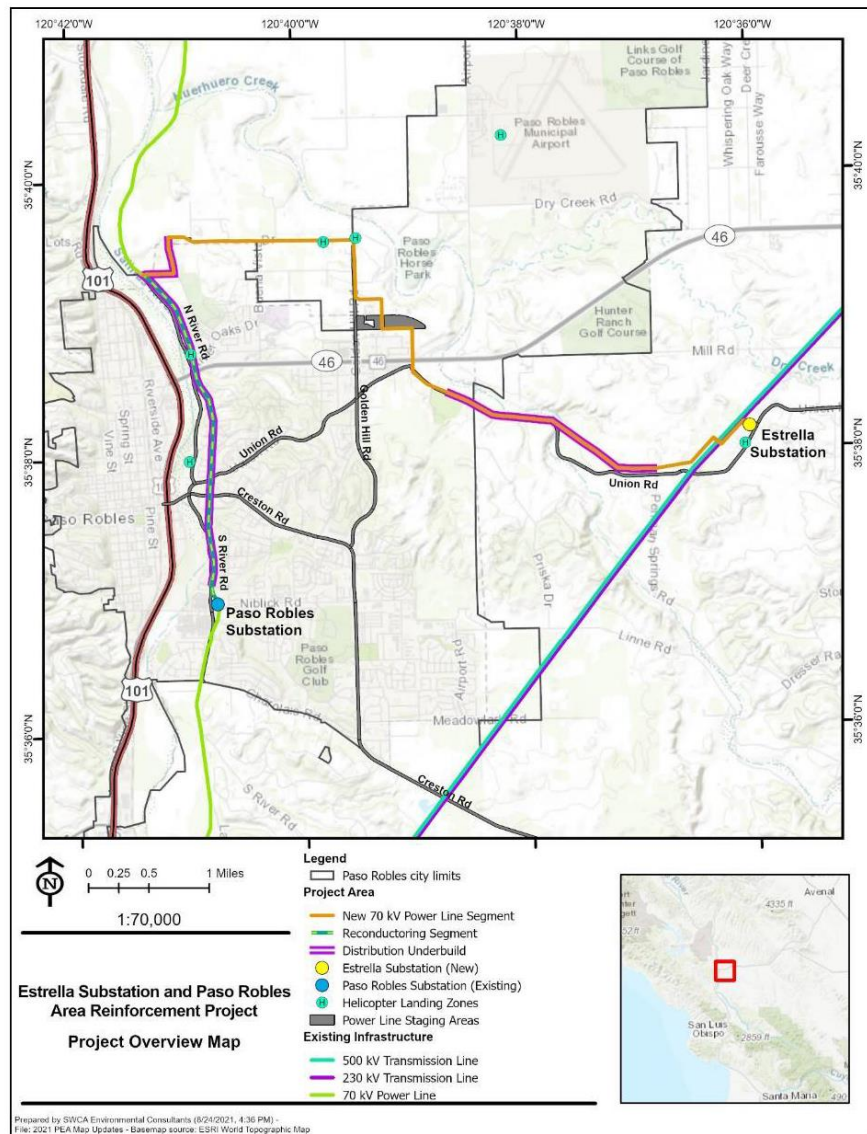
Estrella Substation and Paso Robles Area Reinforcement Project Health Risk Assessment

Phase Name	Phase Start Date	Phase End Date	Workdays Per Week	Phase Duration (Work Days)
70 kV Substation Install Yard Rock	3/1/2023	3/14/2023	6	12
70 kV Power Line Pole Tower Installation	3/1/2023	11/30/2023	6	216
230 kV Substation Cleanup and Restoration	3/11/2023	3/31/2023	6	18
70 kV Substation Cleanup and Restoration	3/15/2023	3/28/2023	6	12
70 kV Substation Testing and Commissioning	4/1/2023	5/31/2023	6	48
70 kV Power Line Conductor Installation	11/1/2023	1/31/2024	6	72
70 kV Power Line Clean-up and Restoration	2/1/2024	2/14/2024	6	12

Estrella Substation and Paso Robles Area Reinforcement Project Health Risk Assessment**Figure 1 Project Construction Phasing**

Phase durations shown correspond to the ordered phases listed in Table 1 above.

This page intentionally left blank.

Estrella Substation and Paso Robles Area Reinforcement Project Health Risk Assessment**Figure 2 Project Overview Map**

Estrella Substation and Paso Robles Area Reinforcement Project Health Risk Assessment

National Toxicology Program (NTP) and the National Institute for Occupational Safety and Health (NIOSH) (American Cancer Society 2015).

The following significance criteria in Table 2 are used in this report to assess the significance of public health risks. These criteria are based on the Office of Environmental Health Hazard Assessment (OEHHA) (OEHHA 2015), California Ambient Air Quality Standards (CAAQS), and an acute value for DPM based on an appropriate literature review.

Table 2. Thresholds of Significance for Public Health Risks

Risk Metric	Project-level Thresholds	Reference
Cancer Risk	10 Cancers per million	OEHHA, SLOAPCD
Ambient Concentration of NO ₂	1-hour average concentration of 0.18 parts per million (ppm) - not to be exceeded	California Ambient Air Quality Standards
DPM Chronic Hazard Index (HI)	HI=1 maximally exposed individual receptor (MEIR) exposure/5 micrograms per cubic meter (µg/m ³)	OEHHA
DPM Acute HI	HI=1 MEIR exposure/19 µg/m ³	Texas Commission on Environmental Quality Effects Screening Levels

OEHHA has not published an acute Reference Exposure Level (REL) for DPM. However, numerous studies evaluating the effects of diesel exhaust (DE)/DPM inhalation exposure on humans have found that 2-hour exposure at concentrations of 100 µg/m³ may cause acute effects including increased airway resistance, increased airway inflammatory response, and modest lung function changes (Riedl et al. 2012; Mudway et al. 2004; Bendig et al. 2006; Nightingale et al. 2000; Holgate et al. 2003; Stenfors et al. 2004). Both the Government of Canada and the Texas Commission on Environmental Quality (TCEQ) have used the 100µg/m³ exposure level as the lowest observed adverse effect level in order to derive short term guidance values. The Canadian Government's short-term exposure guidance value is 10 µg/m³ based on a 2-hour exposure averaging time (Government of Canada 2016). TCEQ's acute Effects Screening Level (ESL) is 19 µg/m³ diesel engine exhaust, measured as DPM, based on a 1-hour exposure averaging time (TCEQ 2015). In accordance with OEHHA Guidance, the acute HI should be based on the maximum 1-hour air concentration and 1-hour REL (OEHHA. 2015). Therefore, in the absence of an OEHHA REL, the TCEQ's 1-hour ESL is used for this HRA to determine the DPM acute HI.

3 PROJECT SOURCES AND EMISSIONS ESTIMATES

This HRA evaluates the potential impacts of construction emissions from Estrella Substation, reconductoring segment, and 70 kV line to nearby sensitive receptors. Construction of the Project would generate emissions of criteria air pollutants (i.e., NO₂) and TACs (i.e., DPM) from off-road construction equipment and on-road vehicles. Construction emissions are dependent on the following project information:

- Schedule and duration of construction phases
- Off-road construction equipment and activity schedules
- Construction-related haul-truck traffic volumes
- Construction worker traffic volumes

Construction of the project is estimated to start in summer of 2022 and take approximately 21 months to complete, with various activities occurring in a sequential but overlapping manner as shown in Figure 1.

Appendix A contains the output from the California Emissions Estimator Model (CalEEMod), which was used to estimate emission from the Project pursuant to SLOAPCD Guidance (SLOAPCD 2012). The analysis performed used CalEEMod Version 2016.3.2, which was the most current version of the CalEEMod at the time of the analysis.

Off-Road Construction Equipment

Off-road construction equipment would generate exhaust-related emissions of DPM and NO₂. To calculate emissions, the number and types of construction equipment required for each construction phase were identified, along with the hours of operation per day, horsepower, and the load factor for each respective piece of equipment. CalEEMod contains emission factors from ARB's off-road equipment emissions estimator model. Both EPA and the State of California have set emissions standards for new off-road equipment engines, ranging from Tier 1 to Tier 4. Tier 1 emission standards were phased in between 1996 and 2000, and Tier 4 interim and final emission standards for all new engines were phased in between 2008 and 2015. The emission factors for the engines were based on the fleet average, which includes all tier engines for the calendar year of the analysis based on CARB's default fleet average. Default assumptions for the parameters noted above contained in CalEEMod were used to quantify emissions. The CalEEMod default assumptions typically are conservative, providing a reasonable upper boundary for potential construction emissions.

On-Road Vehicles

On-road construction sources include construction-worker vehicles, haul trucks, material delivery trucks, and on-site work trucks. CalEEMod was used to estimate exhaust NO_x and PM₁₀ emissions resulting from on-road exhaust, which are used as proxies for NO₂ and DPM. Off-site on-road mobile source emissions are scaled based on a ratio of distance to determine the proportion of emissions that would occur within 1,000 feet of Estrella Substation. Similarly, off-site on-road mobile source emissions along the reconductoring segment and 70 kV line are scaled based on a ratio of distance to determine the proportion of emissions that would occur within the length of the Project Component (e.g., approximately 15,461 feet for the reconductoring segment and 36,020 feet for the 70 kV Line). CalEEMod incorporates emission factors from ARB's on-road emissions inventory model, Emission Factors (EMFAC).

DPM (exhaust PM₁₀) and NO_x emissions (as a proxy for NO₂) were quantified from on- and off-road equipment as discussed above. The monthly maximum 1-hour NO_x and DPM emissions are based on the CalEEMod maximum pound (lb)/day emissions during each calendar month of the project divided by the number of hours per day of construction (construction will typically occur from 7:00 am to 5:30 pm). The total lb/month emissions of DPM used for the cancer risk and chronic non-cancer risk assessments are based on the CalEEMod tons per year emissions and converted to lb/hour (hr) based on the number of construction hours per month. The derived monthly tons of emissions were then multiplied by 2,000 lb/ton to get lb/month. A summary of monthly maximum lb/hr and lb/month emission rates used for the analysis is included in Appendix B. Emissions per phase were determined from CalEEMod results, then based on construction schedule were allocated to specific date ranges. This was done to give a more realistic estimate of maximum hourly and average emission rates at a higher temporal resolution than the annual temporal resolution provided by CalEEMod summary reports.

PM₁₀ exhaust emissions from CalEEMod are the basis for the DPM emission rates for the purpose of this analysis. This is to maintain consistency with the 2020 DEIR, which presents PM₁₀ emissions from diesel exhaust as DPM, as well as to be consistent with the basis of the TCEQ's acute ESL for DPM, which is 19 µg/m³ (PM₁₀), as DPM. Note that using PM₁₀ exhaust emissions is conservative since DPM emissions are generally represented as PM_{2.5} for cancer risk assessments.

Helicopter Emissions

Helicopter emissions were estimated using the FAA's Aviation Environmental Design Tool (AEDT) version 3c. Helicopter operation is expected to occur during the Reconductoring phase and the 70 kV powerline phase. However, the helicopters would only operate a total of around 3 hours per day for an estimated five days during the reconductoring phase and around 4 hours per day for six days during the 70 kV powerline phase. Helicopter operation in any given location within the modeling domain would be short-lived (a few minutes or less) and intermittent and therefore, unlikely to contribute to the average one-hour concentration of NO₂ at a receptor in any meaningful way. Additionally, the helicopters do not emit DPM so there is no contribution to DPM concentration from this source. Much of the emissions would occur outside the modeling domain and the helicopter operation at any one location would clearly not contribute meaningfully to the maximum one-hour average NO₂ concentration at any receptor. For these reasons, helicopters were excluded from air dispersion modeling for the purpose of this HRA.

4 AIR DISPERSION MODELING

The American Meteorological Society/USEPA Regulatory Model (AERMOD) dispersion model (Version 21112) was used to estimate pollutant concentrations at specific distances from project emission sources using 5 years (2009 to 2013) of hourly upper air and surface meteorological data from the Paso Robles Airport, which was obtained from CARB.

Terrain elevations were obtained from commercially available digital terrain elevations developed by the U.S. Geological Survey by using its National Elevation Dataset (NED). The NED data provide terrain elevations with 1-meter vertical resolution and 30-meter (1 arc-second) horizontal resolution based on a Universal Transverse Mercator (UTM) coordinate system. The U.S. Geological Survey specifies coordinates in North American Datum 83, UTM Zone 10. Lakes Environmental software (Version 10.0.1) was used to process the NED data and assign elevations to the receptor locations and sources.

Receptor locations are shown in Figure 3. A grid of receptors with 25- and 50-meter spacing was modeled and the worst-case results are presented at each receptor location. Further information regarding exposure scenarios evaluated for these receptor locations is provided in Section 5.0, "Health Risk Analysis."

Emissions associated with construction equipment operation along the reconductoring route and along the 70 kV line were modeled as two separate line sources. Emissions associated with construction of Estrella Substation were modeled as a single area source. The Tier 2 Ambient Ratio Method 2 (ARM2) was used in the modeling analysis to predict NO₂/NO_x ratios. Construction is anticipated to occur Monday through Saturday from 7 a.m. to 5:30 p.m. (conservatively represented as 6 p.m.), 6 days per week. The modeled monthly emission rates for cancer risk are based on the assumption that construction occurs approximately 273 hours per month (10.5 hours per day x 6 days per week x 52 weeks per year / 12 months per year). As such, the appropriate hourly emission rates for NO₂ (acute) or DPM (acute and chronic) based on the month and phase were modeled in AERMOD using the EMISFACT MHRDOW keywords.

5 HEALTH RISK ASSESSMENT METHODOLOGY

Pollutant Concentrations

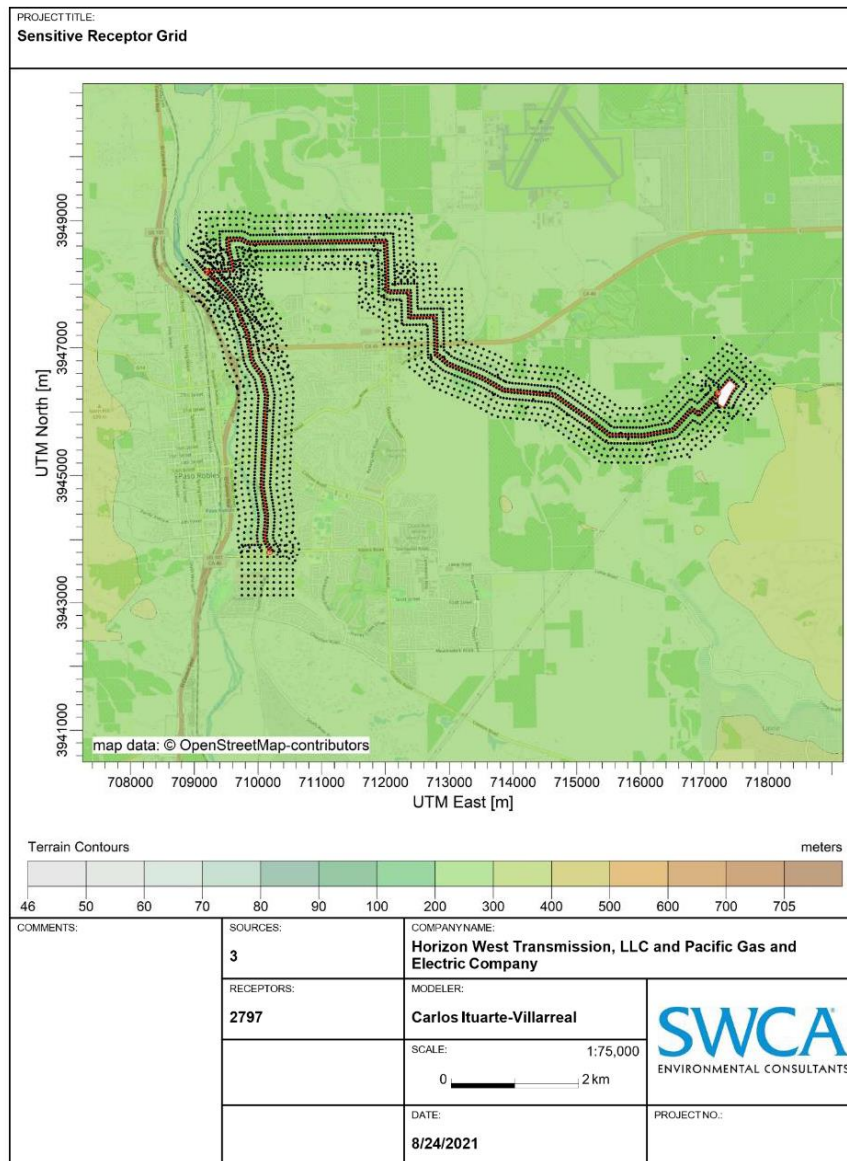
Emissions from the above sources were run in AERMOD to determine air pollutant concentrations at sensitive receptor locations. Each source was modeled at the emission rate specified in Appendix B for NO₂ and DPM to determine the maximum pollutant concentration at off-site receptors. The maximum 1-hour, and average annual DPM concentration at individual sensitive receptors were compared with their

Estrella Substation and Paso Robles Area Reinforcement Project Health Risk Assessment

respective RELs to determine the HI. Based on the annual average concentration at individual receptors during each year of construction, cancer risks were determined for each Project year and then summed to determine total cancer risk at each individual receptor. The MEIR maximum 1-hour NO₂ concentration, HI results, and cancer risk for each age cohort listed in the OEHHA Guidance are presented in Section 6.

Receptor Exposure and Health Risk Calculations

Exposure factors were used to calculate the dose associated with exposure to the estimated unit concentration results obtained using AERMOD. Methodologies described in the 2015 OEHHA Health Risk Assessment (OEHHA, 2015) are used to calculate HI and Cancer Risk, and maximum 1-hour Concentrations of NO₂ are compared against the CAAQS standard of 0.18 ppm. This Project evaluates the excess lifetime cancer risk resulting from the Project (probability expressed in terms of cases per million) for resident receptors through the inhalation pathway, using the OEHHA-Derived Method. Factors that affect the dose that a receptor would receive include but are not limited to age-specific daily

Estrella Substation and Paso Robles Area Reinforcement Project Health Risk Assessment**Figure 3 Receptor Grid Map**

Estrella Substation and Paso Robles Area Reinforcement Project Health Risk Assessment

breathing rates as well as exposure time, frequencies, and duration. The general formula for calculating residential inhalation risk is as follows:

$$RISK_{inh-res} = DOSE_{air} \times CPF \times ASF \times ED/AT \times FAH$$

Where:

$RISK_{inh-res}$	= Residential inhalation cancer risk
$DOSE_{air}$	= Daily inhalation dose (milligrams/kilogram [mg/kg]-day)
CPF	= Inhalation cancer potency factor (mg/kg-day ⁻¹)
ASF	= Age sensitivity factor for a specified age group (unitless)
ED	= Exposure duration (in years) for a specified age group
AT	= Averaging time for lifetime cancer risk (years)
FAH	= Fraction of time spent at home (unitless)

The inhalation risk was calculated using the OEHHA 2015 recommended default values for these parameters:

CPF	= 1.10
ASF	= 10 for 3rd trimester of pregnancy to age 2, 3 for age 2 to 16, 1 for age 16 to 70
ED	= 0.25 years for 3rd trimester coupled with 0.75 years for age 0 to 2 (for exposure beginning in third trimester) and 3 years for all other age cohorts. Because the annual average concentrations derived by AERMOD already account for the construction schedule and duration of exposure, exposure is assumed to be the entire calendar year for the purposes of this calculation.
AT	= 70 years
FAH	= 0.85 for 3rd trimester of pregnancy to age 2, 0.72 for ages 2 to 16, 0.73 for ages 16 to 70

The daily inhalation dose is defined as:

$$DOSE_{air} = C_{air} \times \{BR/BW\} \times A \times EF \times 10^{-6}$$

Where:

$DOSE_{air}$	= Dose through inhalation (mg/kg-day)
C_{air}	= Concentration in air (µg/m ³)
$\{BR/BW\}$	= Daily Breathing rate normalized to body weight (Liters/kg body weight - day)
A	= Inhalation absorption factor (unitless)
EF	= Exposure frequency (unitless), days/365 days
10^{-6}	= Micrograms to milligrams conversion, liters to cubic meters conversion

The daily inhalation dose was calculated using OEHHA 2015 recommended default values for these parameters:

C_{air}	= Concentration as calculated from AERMOD
$\{BR/BW\}$	= OEHHA derived method (i.e. 95 th percentile) estimates (361 for 3rd trimester of pregnancy, 1090 for age 0 to 2, 861 for age 2 to 9, 745 for age 2 to 16, 335 for age 16 to 30, and 290 for age 16-70)
A	= 1
EF	= 0.96 (350 days/365 days in a year for a resident)

To express the cancer risk results in terms of excess cases per million, the $RISK_{inh-res}$ values were multiplied by one million.

6 HEALTH RISK ANALYSIS RESULTS

1-hour NO_2

Results of the 1-hour NO_2 modeling analysis based on emissions resulting from the Project are summarized in Table 3. Isoleth (concentration) maps for the MEIR at each Project Component are presented in Figures 4, 5, and 6. As shown in Table 3, the Project's impacts to 1-hour NO_2 concentration at the MEIR during the construction phase of the project is $141.20 \mu g/m^3$ in 2023 at the building located approximately 221 feet southwest of Estrella Substation. The project contribution added to the background 1-hour NO_2 concentration is $207 \mu g/m^3$, which is below the CAAQS standard for 1-hour NO_2 of $339 \mu g/m^3$.

Table 3. 1-hour NO_2 Modeling Results

Construction Year	Project Component	X (UTM)	Y (UTM)	Maximum Project Contribution ($\mu g/m^3$)	Background 1-hour NO_2 Concentration ($\mu g/m^3$) ¹	Total predicted Concentration during Project Construction ($\mu g/m^3$)	Below CAAQS? (Y/N)
2023 (MEIR)	Substation	717225.77	3946014	141.20	65.80	207.00	Y
2022	Reconductoring	709758.62	3947446.6	119.51	65.80	185.31	Y
2023	70 kV Line	717152.5	3947165	105.04	65.80	170.84	Y

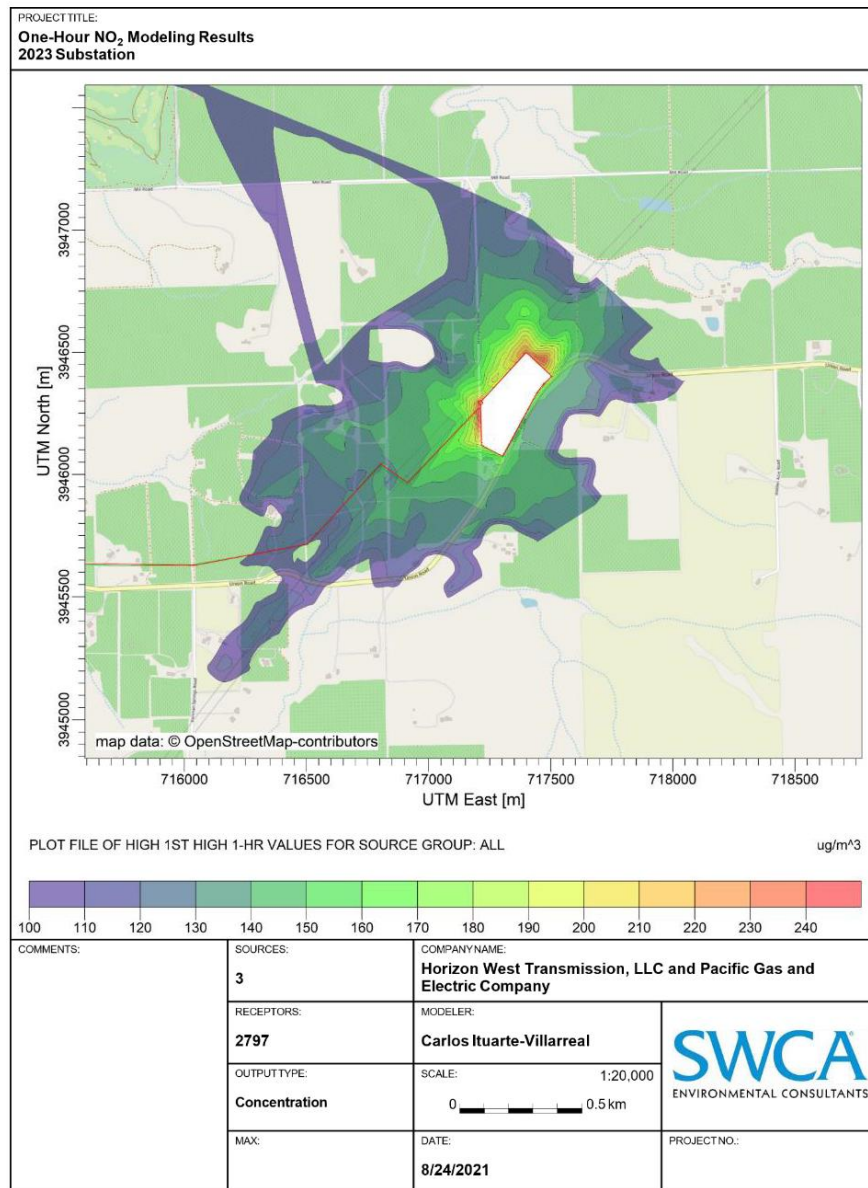
Notes: $\mu g/m^3$ = micrograms per cubic meter

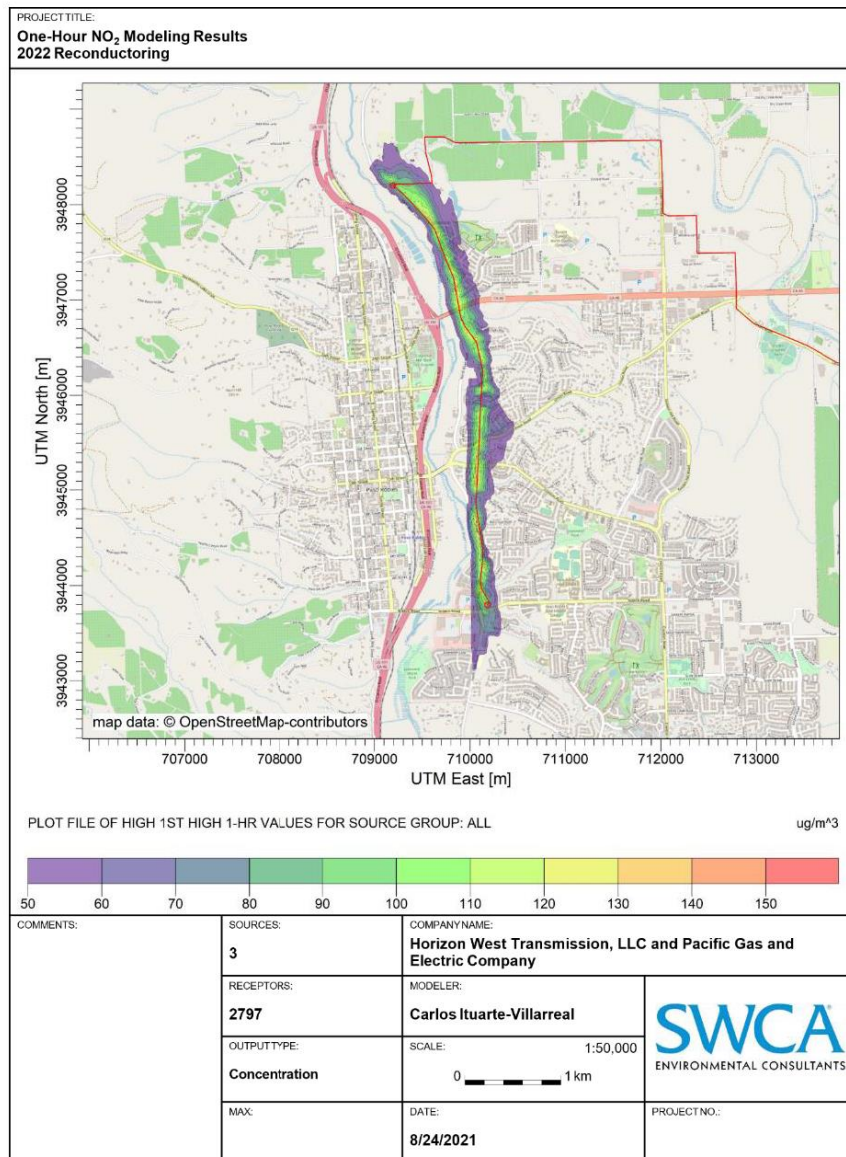
¹ The background concentration is based on the 3-year average (2018 to 2020) of the highest hourly NO_2 concentration from the Atascadero Monitoring Station (Site ID 6078002) which is located at 35.49453, -120.666, approximately 17 kilometers southwest of the Proposed Estrella Substation location (EPA 2021a).

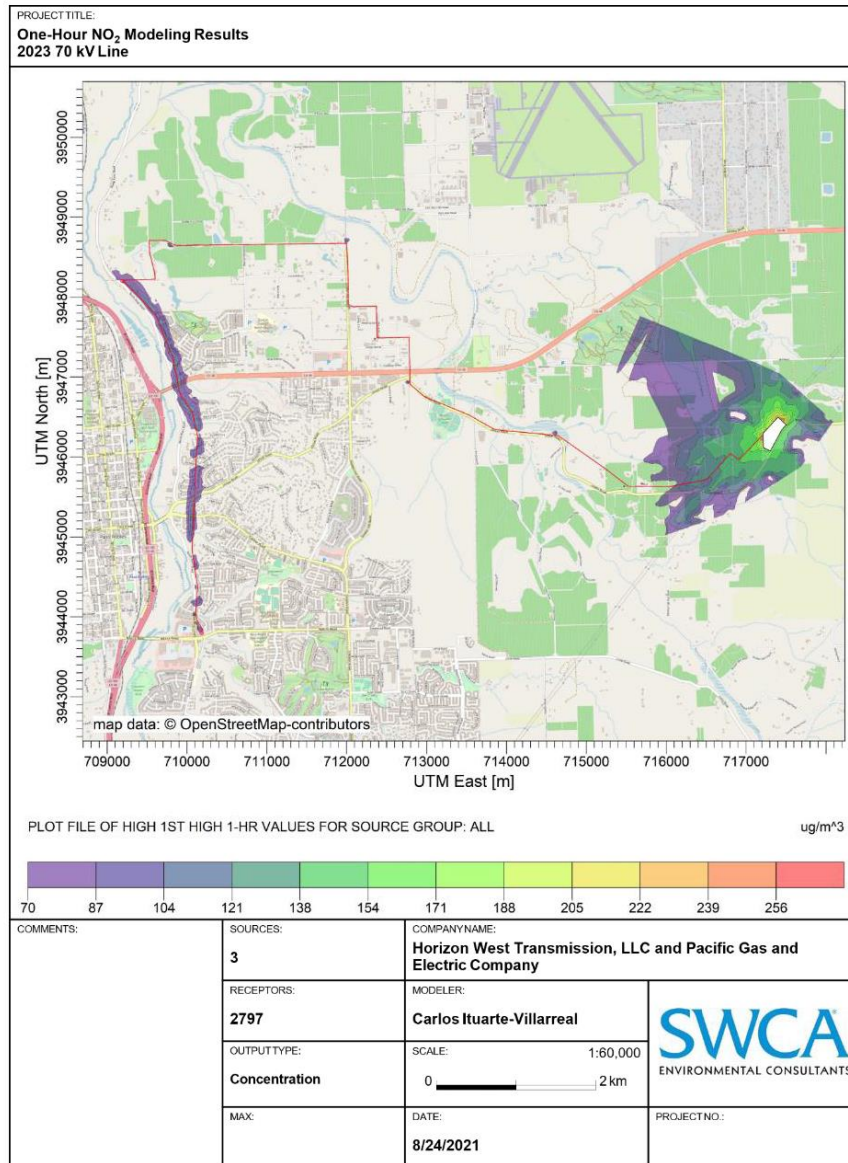
As demonstrated in Figures 4 through 6 and in Table 3, the Project's impacts at sensitive receptor locations would be less than the CAAQS standard and would not expose sensitive receptors to harmful levels of NO_2 . Therefore, the impacts to public health risk from construction of the Project are less than significant.

The maximum ground level concentration (GLC_{max}) at other locations modeled (the areas outside the immediate project area) could exceed the values listed in Table 3; however, the GLC_{max} impacts would be within the Project temporary work areas and access to the public would be restricted. Since potential on-site worker exposure values are available, occupational standards are discussed herein to evaluate potential on-site construction worker impacts, for disclosure purposes. For on-site workers, standards related to general industry, agriculture, construction, and maritime operations apply. There are several agencies with NO_2 permissible exposure limit (PEL) ceiling or short-term exposure limits. OSHA has a ceiling PEL of 5 ppm, Cal/OSHA has a short-term exposure PEL of 1 ppm, and the NIOSH has a short-term exposure REL of 1 ppm (OSHA 2019). The GLC_{max} for the Project is 0.18 ppm, which when added to the estimated background concentration, results in a total concentration of 0.22 ppm that on-site workers could potentially be exposed to on an hourly basis. Based on these modeled values, on-site worker impacts would not exceed any applicable occupational standards. Modeled results at locations where off-site workers could potentially be exposed are below the CAAQS of 0.18 ppm.

Additionally, the GLC_{max} attributable to the Project does not exceed the CAAQS Standard of 0.18 ppm based on CARB's convention for rounding ambient air quality data. Certain air districts do not require inclusion of background criteria pollutants to respiratory health effects for HRAs so the approach of

Estrella Substation and Paso Robles Area Reinforcement Project Health Risk Assessment**Figure 4 1-hour NO₂ Modeling Results - Substation**

Estrella Substation and Paso Robles Area Reinforcement Project Health Risk Assessment**Figure 5 1-hour NO₂ Modeling Results – Reconductoring**

Estrella Substation and Paso Robles Area Reinforcement Project Health Risk Assessment**Figure 6 1-hour NO₂ Modeling Results – 70 kV Line**

Estrella Substation and Paso Robles Area Reinforcement Project Health Risk Assessment

including background concentrations for this evaluation is conservative (CARB 2021c; BAAQMD 2016). In addition, CARB's meteorological dataset does not include the AERMET "adjust_u*" processing option which adjusts the surface friction velocity for low wind speed stable conditions. This meteorological data processing option generally reduces one-hour NO₂ impacts drastically; therefore, the use of CARB's preprocessed meteorological dataset is conservative. A more detailed summary of modeled results is included in Appendix C. In conclusion, there are no significant impacts to sensitive receptors or off-site workers, and because impacts within the project area (which may slightly exceed the CAAQS) are below occupational standards, no significant impacts are anticipated for on-site workers.

Acute DPM Health Index

The spatial distributions of 1-hour DPM concentrations resulting from the Project construction are presented in Figures 7, 8, and 9 for the MEIR at each Project Component. Non-cancer risk resulting from acute exposure to construction DPM are presented in Table 4. As shown in Table 4, the Project's impacts to 1-hour DPM concentration at the MEIR during the construction phase of the project is 10.02 µg/m³ in 2023 at the building located approximately 221 feet southwest of Estrella Substation. Risks are presented in terms of HI, which is derived from the ratio of the concentration of DPM at the receptor over the REL. There is no specific monitoring data available to determine background concentrations of acute DPM available, so background concentrations are estimated based on 8 percent of the representative 3-year average PM_{2.5} maximum daily concentration. This is simply an estimate based on CARB data indicating DPM comprises about eight percent of PM_{2.5} in outdoor air as a statewide average (CARB 2021b). However, it should be understood that DPM levels vary regionally due to non-uniform distribution of sources throughout the state.

Table 4. 1-hour DPM Modeling Results

Construction Year	Project Component	X (UTM)	Y (UTM)	Maximum Project Contribution (µg/m ³)	Background 1-hour DPM Concentration (µg/m ³)	Total Concentration (µg/m ³)	REL (µg/m ³)	HI
2023 (MEIR)	Substation	717225.77	3946014	10.024	1.872	11.90	19	0.6
2022	Reconductoring	709758.62	3947446.6	5.819	1.872	7.69	19	0.4
2023	70 kV Line	717152.5	3947165	4.390	1.872	6.26	19	0.3

Notes: µg/m³ = micrograms per cubic meter

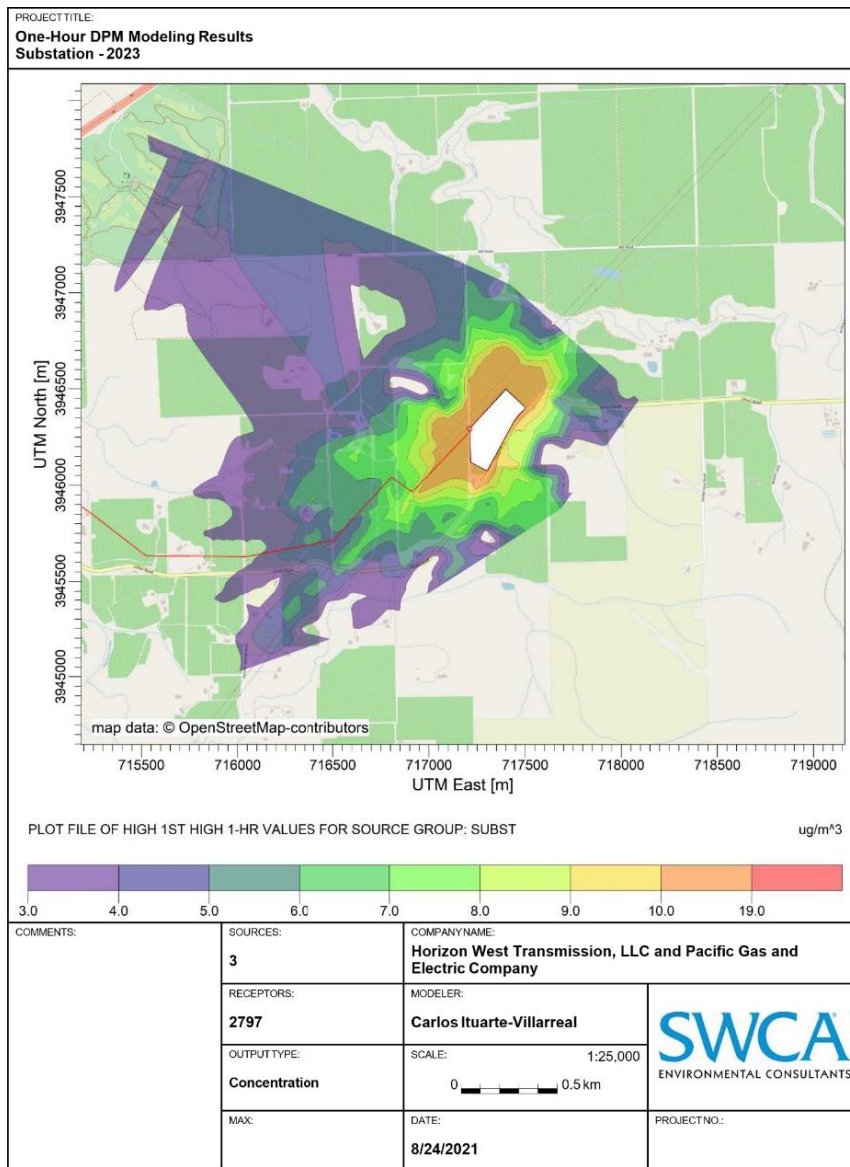
¹ The background concentration is based on the 3-year average (2018, 2019, and 2021) of the highest hourly PM_{2.5} concentration from the Atascadero Monitoring Station (Site ID 6078002) which is located at 35.49453, -120.666, approximately 17 kilometers southwest of the Proposed Estrella Substation location (EPA 2021b). These concentrations were multiplied by 0.08 to estimate DPM concentration. Exceptional events are excluded and the monitoring data from 2020 indicated unusually high PM_{2.5} concentrations compared with other years, so it was excluded from determination of background concentrations based on professional judgement.

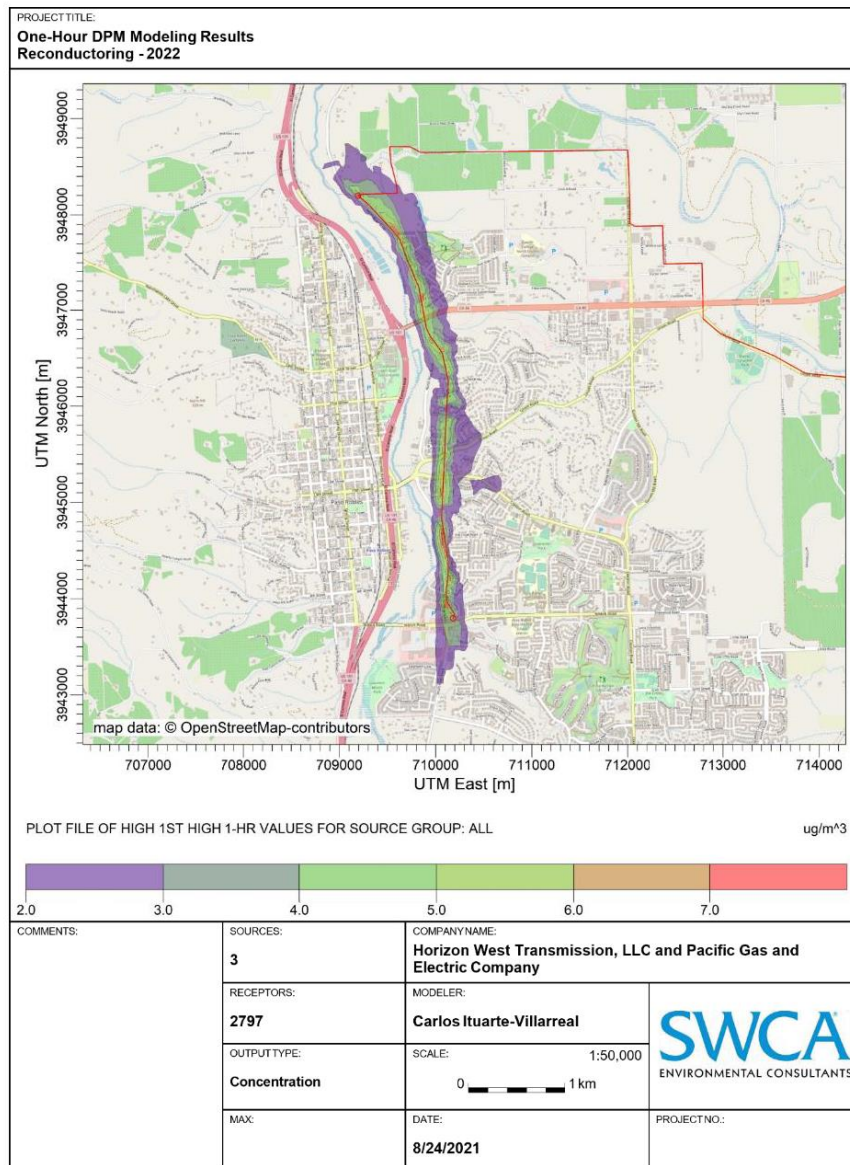
As demonstrated in Figures 7 through 9 and in Table 4, the Project's construction impacts would have a HI less than 1 at the MEIR, which indicates that Project would not expose sensitive receptors of acutely harmful levels of DPM. Therefore, the impacts to public health risk from construction of the Project are less than significant.

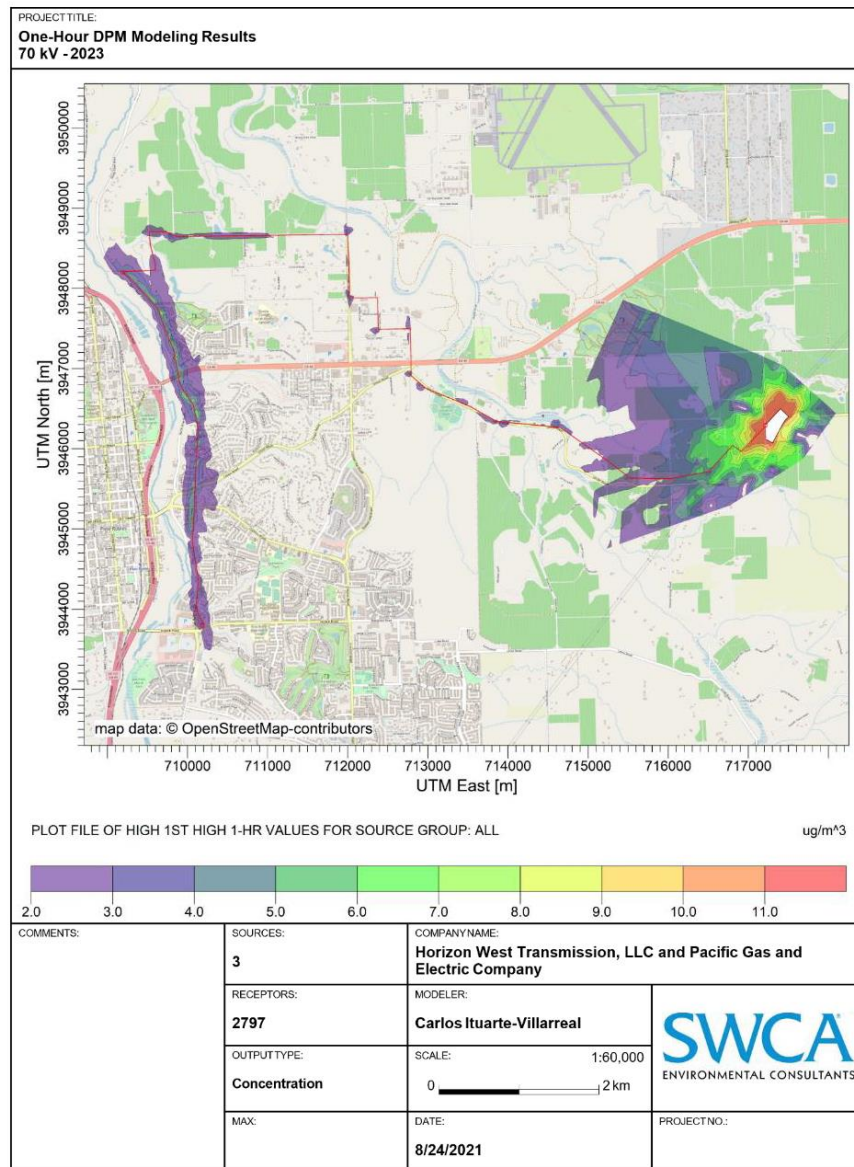
The GLC_{max} at any location modeled (the area outside the immediate project area) occurs within the temporary project work areas where public access would be limited. Since potential on-site worker exposure values are available, 8-hour occupational standards are discussed herein to evaluate potential on-site construction worker impacts. There are a limited number of established standards for acuter DPM exposure. The Mine Safety and Health Administration's standard for a miner's personal exposure to DPM is that DPM exposure must not exceed 160 µg/m³ (as total carbon) when measured as an 8-hour time-weighted average (OSHA 2013). More recently, as part of the European Union's Carcinogen and Mutagen Directive, which requires employers to eliminate or otherwise minimize exposure of workers to

Estrella Substation and Paso Robles Area Reinforcement Project Health Risk Assessment

cancer-causing chemicals, an 8-hour limit value of $50 \mu\text{g}/\text{m}^3$ as elemental carbon (which makes up a significant portion of DPM) was established (OSHWiki Contributors 2020). The GLC_{max} for the Project is $26.30 \mu\text{g}/\text{m}^3$, which when added to the estimated background concentration results in a total concentration

Estrella Substation and Paso Robles Area Reinforcement Project Health Risk Assessment**Figure 7 1-hour DPM Modeling Results – Substation**

Estrella Substation and Paso Robles Area Reinforcement Project Health Risk Assessment**Figure 8 1-hour DPM Modeling Results – Reconductoring**

Estrella Substation and Paso Robles Area Reinforcement Project Health Risk Assessment**Figure 9 1-hour DPM Modeling Results – 70 kV Line**

Estrella Substation and Paso Robles Area Reinforcement Project Health Risk Assessment

of $28.17 \mu\text{g}/\text{m}^3$ that on-site workers could potentially be exposed to on an hourly basis. Based on these modeled values, it is clear that this level of exposure would not exceed 8-hour standards. Modeled results at locations where off-site workers could potentially be exposed are below the $\text{HI}=1$ threshold. A more detailed summary of modeled results are included in Appendix C. In conclusion, there are no significant impacts to sensitive receptors or off-site workers, and because impacts within the project area are below occupational standards no significant impacts are anticipated for on-site workers.

Chronic DPM Health Index

The spatial distributions of annual average DPM concentrations resulting from the Project construction are presented in Figures 10, 11, and 12 for the MEIR at each Project Component. Non-cancer risk resulting from chronic exposure to construction DPM are presented in Table 5. Since the Project is temporary, this evaluation is for disclosure purposes but has little relevance to residential receptors. However, since modeling results are available from the cancer risk assessment, the results are included. As shown in Table 5, the Project's impacts to annual DPM concentration at the MEIR during the construction phase of the project is $0.031 \mu\text{g}/\text{m}^3$ in 2022 at the residence approximately 65 feet east of the reconductoring segment. Risks are presented in terms of HI, which is derived from the ratio of the concentration of DPM at the receptor over the REL. There is no specific monitoring data available to determine background concentrations of annual average DPM concentration, so background concentrations are estimated based on 8 percent of the representative 3-year average $\text{PM}_{2.5}$ annual average concentration. This is an estimate based on CARB estimates that DPM comprises about 8 percent of $\text{PM}_{2.5}$ in outdoor air as a statewide average (CARB 2021b). However, it should be understood that DPM levels vary regionally due to non-uniform distribution of sources throughout the state.

Table 5. Chronic DPM Modeling Results

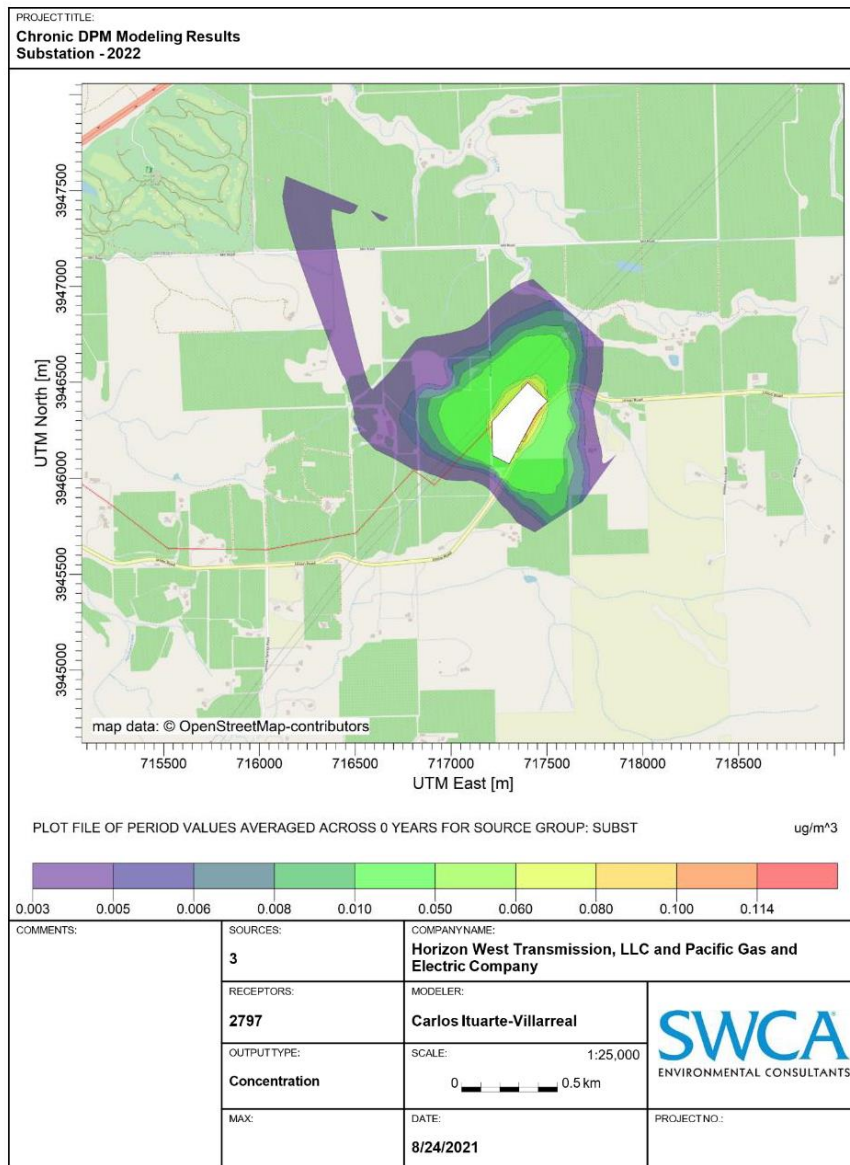
Construction Year	Project Component	X (UTM)	Y (UTM)	Maximum Project Contribution ($\mu\text{g}/\text{m}^3$)	Background annual DPM Concentration ($\mu\text{g}/\text{m}^3$) ¹	Total Concentration ($\mu\text{g}/\text{m}^3$)	REL ($\mu\text{g}/\text{m}^3$)	HI
2022	Substation	717225.77	3946014	0.006	0.456	0.462	5	0.1
2022 (MEIR)	Reconductoring	709758.62	3947446.6	0.031	0.456	0.487	5	0.1
2023	70 kV Line	714423.44	3946298.4	0.019	0.456	0.475	5	0.1

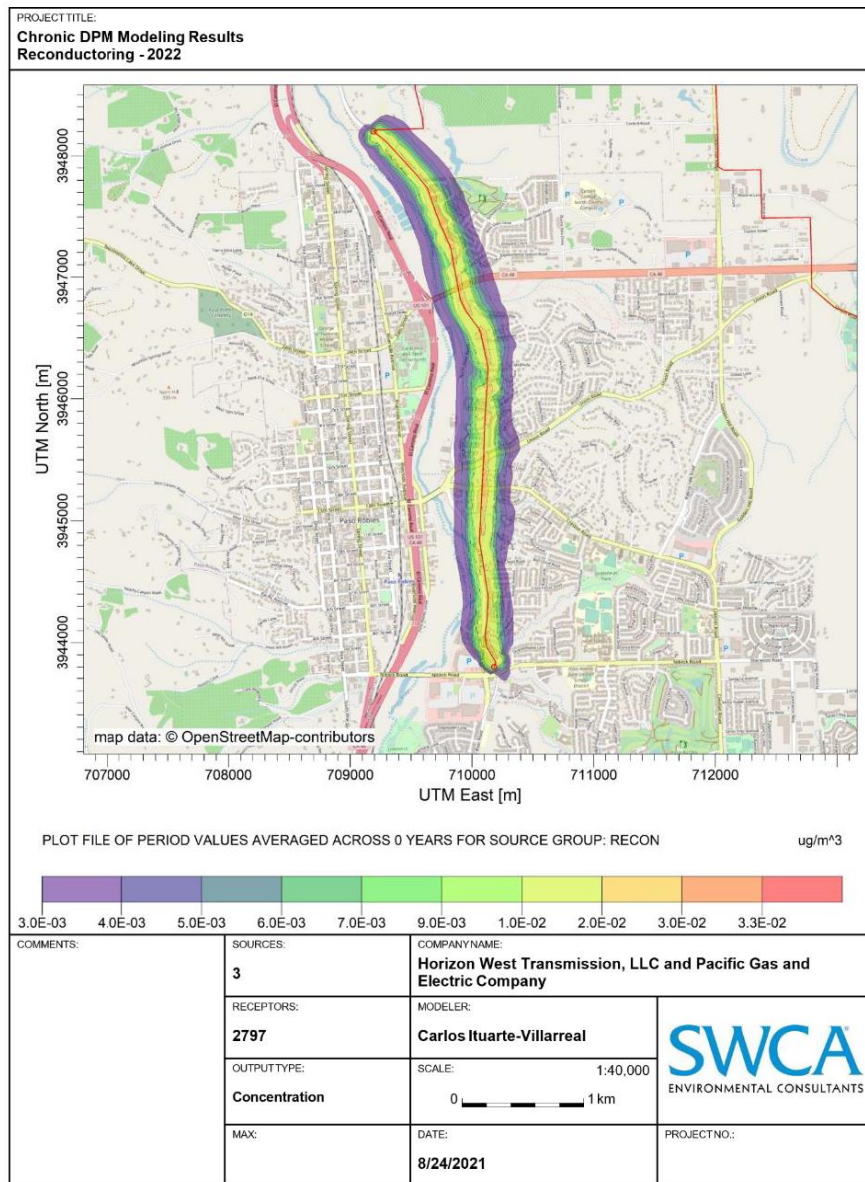
Notes: $\mu\text{g}/\text{m}^3$ = micrograms per cubic meter

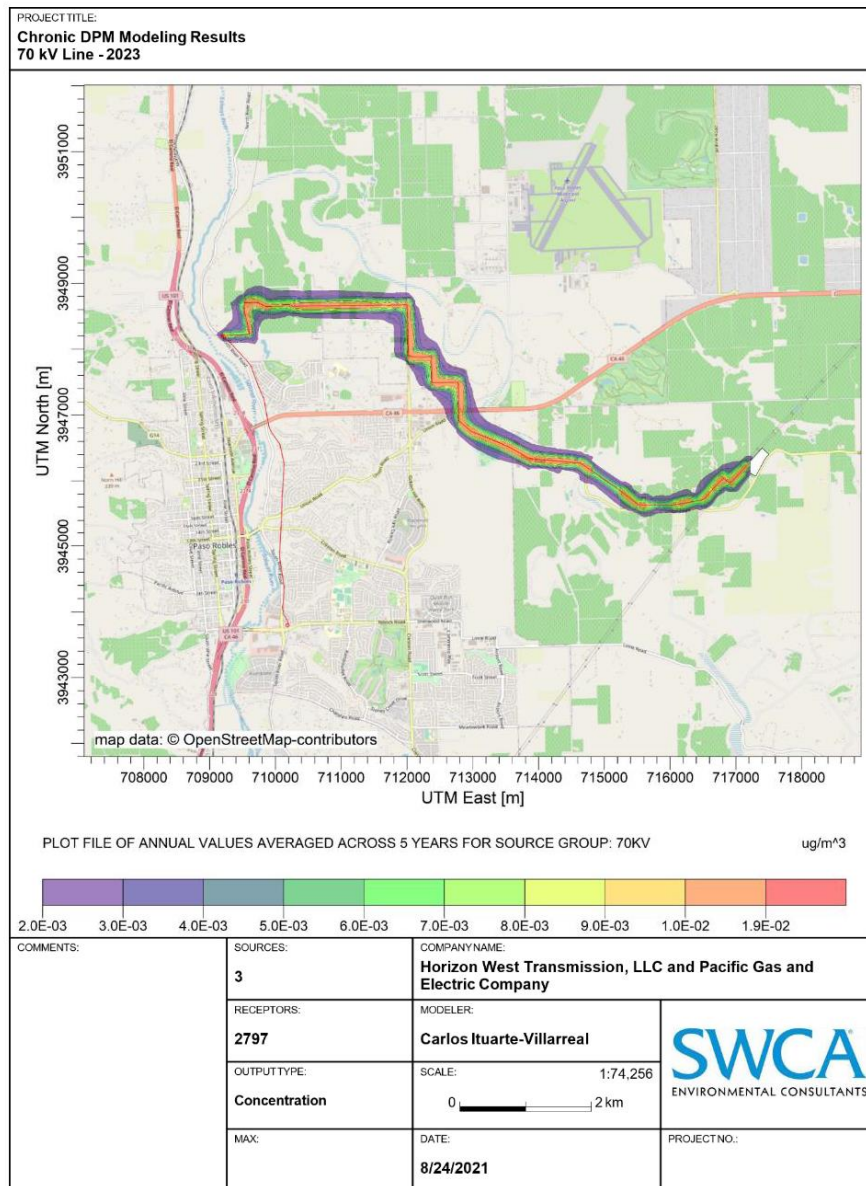
¹ The background concentration is based on the 3-year average (2018, 2019, and 2021) of the annual average $\text{PM}_{2.5}$ concentration from the Atascadero Monitoring Station (Site ID 6078002) which is located at 35.49453, -120.666, approximately 17 kilometers southwest of the Proposed Estrella Substation location (EPA 2021b). These concentrations were multiplied by 0.08 to estimate DPM concentration. Exceptional events are excluded and the monitoring data from 2020 indicated unusually high $\text{PM}_{2.5}$ concentrations compared with other years, so it was excluded from determination of background concentrations based on professional judgement.

As demonstrated in Figures 10 through 12 and in Table 5, the Project's construction impacts would have a HI less than 1 at the MEIR, which indicates that Project would not expose sensitive receptors of chronically harmful levels of DPM. Therefore, the impacts to public health risk from construction of the Project are less than significant.

The GLC_{max} at any location modeled (the area outside the immediate project area) is $0.114 \mu\text{g}/\text{m}^3$, which when combined with the estimated annual DPM concentration results in a maximum annual exposure of $0.576 \mu\text{g}/\text{m}^3$. The HI would be approximately 0.115 $\mu\text{g}/\text{m}^3$, which is less than significance thresholds for sensitive receptors and off-site workers, and therefore, no significant impacts to sensitive receptors, off-site workers, or on-site workers are anticipated. A more detailed summary of modeled results is included in Appendix C.

Estrella Substation and Paso Robles Area Reinforcement Project Health Risk Assessment**Figure 10 Chronic DPM Modeling Results – Substation**

Estrella Substation and Paso Robles Area Reinforcement Project Health Risk Assessment**Figure 11 Chronic DPM Modeling Results – Reconductoring**

Estrella Substation and Paso Robles Area Reinforcement Project Health Risk Assessment**Figure 12 Chronic DPM Modeling Results – 70 kV Line**

*Estrella Substation and Paso Robles Area Reinforcement Project Health Risk Assessment***Excess Cancer Risk**

The spatial distributions of excess cancer risk resulting from the Project construction are presented in Figure 13 for individuals with exposure to construction impacts beginning during the third trimester of pregnancy through 2 years old. The excess cancer risks to off-site receptors due to Project construction are calculated assuming exposure during the entire calendar year to the emission rates presented in Appendix B for the respective calendar year.

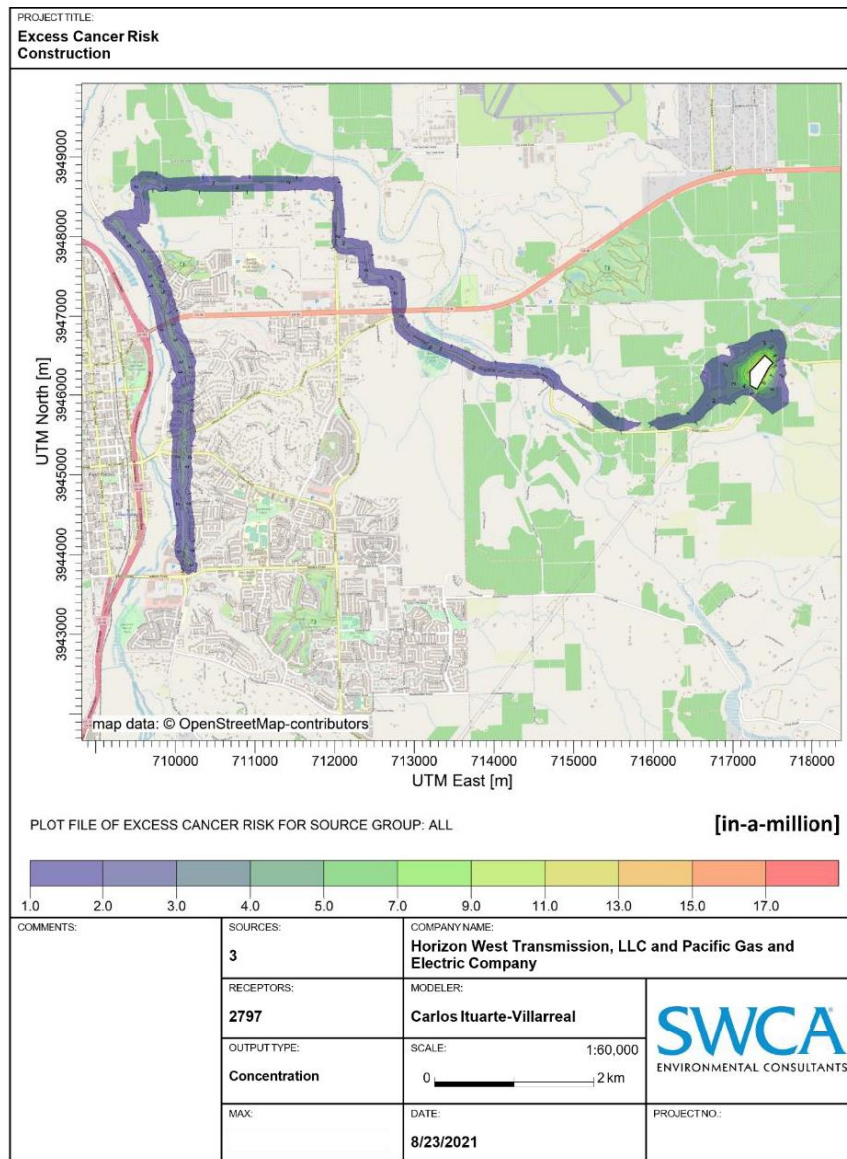
Total excess cancer risks over 70-years are determined by adding the risks from each calendar year at each off-site sensitive receptor location. A more detailed breakdown of the risk calculations is included in Appendix D. The excess cancer risk attributable to Project construction at the off-site MEIR receptor is listed in Table 6 for each age cohort. As shown in Table 6, construction of the project would result in a maximum excess cancer risk of approximately 5.12 in a million at a residence located approximately 65 feet east of the reconductoring segment. This level of risk would occur if an individual's exposure began in the third trimester of pregnancy and lasted for the duration of the Project.

Table 6. Excess Cancer Risk

Project Component	Age Cohort	X (UTM)	Y (UTM)	Excess Cancer Risk (cases per million)
Substation	Third Trimester to 0<2 Exposure	717225.77	3946014.01	1.15
Substation	2<9 Exposure	717225.77	3946014.01	0.26
Substation	2<16 Exposure	717225.77	3946014.01	0.22
Substation	16<30 Exposure	717225.77	3946014.01	0.03
Substation	16<70 Exposure	717225.77	3946014.01	0.02
Reconductoring	Third Trimester to 0<2 Exposure (MEIR)	709758.62	3947446.58	5.12
Reconductoring	2<9 Exposure	709758.62	3947446.58	1.17
Reconductoring	2<16 Exposure	709758.62	3947446.58	1.01
Reconductoring	16<30 Exposure	709758.62	3947446.58	0.15
Reconductoring	16<70 Exposure	709758.62	3947446.58	0.13
70 kV Line	Third Trimester to 0<2 Exposure	714423.44	3946298.36	3.04
70 kV Line	2<9 Exposure	714423.44	3946298.36	0.61
70 kV Line	2<16 Exposure	714423.44	3946298.36	0.53
70 kV Line	16<30 Exposure	714423.44	3946298.36	0.08
70 kV Line	16<70 Exposure	714423.44	3946298.36	0.07

Notes: Excess cancer risk is presented in terms of number of excess cancer cases per million.

Because the Project-level threshold of significance is 10 cases per million, Project construction would not result in significant impacts to excess cancer risk.

Estrella Substation and Paso Robles Area Reinforcement Project Health Risk Assessment**Figure 13 Excess Cancer Risk**

7 MEASURES TO REDUCE PROJECT IMPACTS

The mitigation measures from the SLOAPCD's CEQA guidelines will be implemented including prohibition of diesel idling within 1,000 feet of sensitive receptors as well as ensuring that staging and queuing areas are not located within 1,000 feet of sensitive receptors, and on-road equipment idling will be restricted. Additionally, signs that specify the no-idling requirements will be posted and enforced at the construction site. For construction occurring more than 1,000 feet from sensitive receptors, idling will be limited for on-road vehicles and off-road diesel equipment through compliance with a 5-minute idling restriction, and signs specifying the 5-minute idling limit will be posted at designated queuing areas and job sites (SLOAPCD 2012). Additionally, at a minimum, the off-road equipment fleet shall meet the CARB off-road emissions average for each calendar year (Horizon Water and Environment 2020).

8 UNCERTAINTIES

In accordance with risk assessment guidance, the following discussion summarizes the main uncertainties associated with the emissions estimation, air dispersion modeling, and risk estimation components of the HRA methodology.

Emissions Estimates

Uncertainties exist in estimating emissions from construction equipment. Where project-specific data were not available, CalEEMod default values or conservative input assumptions were used.

Air Dispersion Modeling

In addition to the uncertainty associated with emission estimates, uncertainty exists regarding the pollutant concentrations estimated by the air dispersion model. The limitations of the air dispersion model provide a source of uncertainty in the estimation of exposure concentrations. The methodologies implemented in the air dispersion modeling analysis use conservative assumptions and techniques to produce conservative results; thus, predicted exposure concentrations are likely to be at or above actual exposure concentrations.

The source parameters used to model emission sources add uncertainty. For all emission sources, source parameters that are either recommended as defaults or expected to produce more conservative (worst-case) results were used. Discrepancies might exist between the actual emissions characteristics of a source and its representation in the model; exposure concentrations used in this assessment represent approximate exposure concentrations. However, the results of the analysis are well below the relevant thresholds of significance, and as discussed in previous sections, the modeled variables would be expected to result in conservative estimates of impacts. For instance, the use of CalEEMod defaults is generally conservative, DPM emission rates are based on PM₁₀ rather than PM_{2.5}, and the air dispersion modeling analysis has conservative assumptions built in, including the use of CARB's preprocessed meteorological dataset that does not use the "adjust u*" processing option. Therefore, it is not anticipated that the Project would result in unacceptable health risks despite inherent uncertainties in air dispersion modeling.

Background Concentrations

Background concentrations of NO₂ and PM_{2.5} were determined from monitoring data at the Atascadero monitoring station (Site ID 6078002) which is located at 35.49453, -120.666, approximately 17 kilometers southwest of the Proposed Estrella Substation location. Because no DPM monitoring data is available in the analysis area, the DPM background concentration is derived based on eight percent of the PM_{2.5} background concentrations (CARB 2021b). However, this eight percent value is a statewide average value

and DPM concentration as a percentage of $PM_{2.5}$ may vary (CARB 2021b). Additionally, the background concentrations are based on three-year averages of the most recent available, representative data. Actual background concentrations in any given year may vary.

Health Risk Analysis

Numerous assumptions must be made to estimate human exposure to pollutants. These assumptions include parameters such as breathing rates, exposure frequency, exposure duration, and human activity patterns. While a mean value derived from scientifically defensible studies is the best estimate of central tendency, most exposure variables used in this HRA are high-end estimates. The combination of several high-end estimates used as exposure parameters may substantially overestimate chemical intake. The excess lifetime cancer risks calculated in this assessment are therefore likely to be higher than may be required to be protective of public health.

The OEHHA Cancer Potency Factor (CPF) for DPM is used to estimate cancer risks associated with exposure to diesel PM from the project and off-site emissions. However, the CPF derived by OEHHA for DPM is highly uncertain in the estimation of both response and dose. Based on epidemiological studies from U.S. non-metal miners, IARC recently reclassified diesel PM as Carcinogenic to Humans (Group 1) (Silverman et al., 2012; Attfield et al, 2012; IARC 2012). This means that the agency has determined that there is “sufficient evidence of carcinogenicity” of a substance in humans and represents the strongest weight-of-evidence rating in IARC’s carcinogen classification scheme. This determination by IARC may provide additional impetus for EPA to identify a quantitative dose/response relationship between exposure to DPM and cancer.

It is important to note that the epidemiological evidence of carcinogenicity of diesel exhaust comes from workers exposed to diesel exhaust over 20 years ago. In the last two decades DPM levels have decreased by 68 percent in California as a result of several CARB Regulations including the Reformulated Diesel Program, the Periodic self-inspection program for transit buses, heavy duty off-road diesel engine standards, along with the use of ultra-low sulfur diesel and generally improving emission control technologies (CARB 2021b). Implementation of the more stringent standards and control technologies have resulted in changes in both the emissions and the composition of the diesel exhaust (McClellan et al., 2012). For the purpose of this analysis, the Project is assumed to use the fleet average emission factors for the calendar year characteristic of project construction, a large proportion of which are higher Tier diesel engines which use various control technologies, including diesel particulate filters and oxidation catalysts to meet the higher Tier emission standards. The exhaust composition of new technology diesel engines differs from that of older diesel engines. The proportion of elemental carbon in DPM is reduced, and that of sulfates increased (Khalek et al., 2011). Also, the emissions of organic compounds, such as polycyclic aromatic hydrocarbons, aromatics, and aldehydes, are significantly reduced by new technology diesel engines (Liu et al., 2010).

Similarly, most of the data available on non-cancer health effects relate to older technology diesel engine models from the 1950s to the early 2000s including the studies identifying a lowest observed adverse effect level of $100 \mu\text{g}/\text{m}^3$, which is the basis of the TCEQ’s acute ESL (Taxell and Santonen 2017). Further studies allowing the comparison of old and new technology diesel exhaust with respect to different endpoints, including genotoxicity and inflammatory effects would be valuable (Taxell and Santonen 2017). Additionally, studies on the relevant exposure indicators for new technology diesel exhaust including consideration of the particle size distribution and different particle exposure metrics as well as comparison of the hazard per mass unit of DPM would be informative (Taxell and Santonen 2017). Updating epidemiological studies in the forthcoming decades is also needed to assess potential changes in cancer risk (Taxell and Santonen 2017).

Estrella Substation and Paso Robles Area Reinforcement Project Health Risk Assessment

OEHHA notes that the conservative assumptions used in a risk assessment are intended to avoid underestimation of actual risks posed by a site and are designed to err on the side of health protection (OEHHA, 2015). The estimated risks in this HRA are based primarily on a series of conservative assumptions related to predicted environmental concentrations, exposure, and chemical toxicity. The use of conservative assumptions tends to produce upper-bound estimates of risk. Although it is difficult to quantify the uncertainties associated with all the assumptions made in this risk assessment, the use of conservative assumptions is likely to result in substantial overestimates of exposure, and hence, risk.

9 REFERENCES

- American Cancer Society. 2015 Diesel Exhaust and Cancer. 2015. Available at: https://www.cancer.org/cancer/cancer-causes/diesel-exhaust-and-cancer.html#written_by. Accessed August 7, 2021.
- Attfield MD, Schleiff PL, Lubin JH, Blair A, Stewart PA, Vermeulen R, Coble JB, Silverman DT. 2012. The Diesel Exhaust in Miners study: a cohort mortality study with emphasis on lung cancer. *J Natl Cancer Inst.* 2012 Jun 6;104(11):869-83. doi: 10.1093/jnci/djs035. Epub 2012 Mar 5. Erratum in: *J Natl Cancer Inst.* 2014 Aug 106(8):dju192 doi:10.1093/jnci/dju192. PMID: 22393207; PMCID: PMC3373218. Available at: <https://academic.oup.com/jnci/article/104/11/869/2567720>. Accessed August 22, 2021.
- Bay Area Air Quality Management District (BAAQMD). 2016. BAAQMD Air Toxics NSR Program Health Risk Assessment Guidelines. Available at: https://www.baaqmd.gov/~media/files/planning-and-research/permit-modeling/hra_guidelines_12_7_2016_clean-pdf.pdf. Accessed August 22, 2021.
- Behndig AF, Mudway IS, Brown JL, Stenfors N, Helleday R, Duggan ST, Wilson SJ, Boman C, Cassee FR, Frew AJ, Kelly FJ, Sandström T, Blomberg A. 2006. Airway antioxidant and inflammatory responses to diesel exhaust exposure in healthy humans. *Eur Respir J.* 2006 Feb;27(2):359-65. doi: 10.1183/09031936.06.00136904. PMID: 16452593. Available at: <https://erj.ersjournals.com/content/27/2/359.long>. Accessed August 21, 2021.
- California Air Resources Board (CARB). 2021a. Nitrogen Dioxide and Health. Available at: <https://ww2.arb.ca.gov/resources/nitrogen-dioxide-and-health>. Accessed August 21, 2021.
- California Air Resources Board (CARB). 2021b. Overview: Diesel Exhaust & Health. Available at: <https://ww2.arb.ca.gov/resources/overview-diesel-exhaust-and-health>. Accessed August 21, 2021.
- California Air Resources Board (CARB). 2021c. Appendix D – Convention for Rounding Ambient Air Quality Data. Available at: <https://ww2.arb.ca.gov/sites/default/files/classic/regact/2021/sad20/appd.pdf>. Accessed August 22, 2021.
- Government of Canada. 2016. Human Health Risk Assessment for Diesel Exhaust, March 4, 2016; http://publications.gc.ca/collections/collection_2016/sc-hc/H129-60-2016-eng.pdf. Accessed August 21, 2021.
- Holgate ST, Sandström T, Frew AJ, Stenfors N, Nördenhall C, Salvi S, Blomberg A, Helleday R, Söderberg M. 2003. Health effects of acute exposure to air pollution. Part I: Healthy and asthmatic subjects exposed to diesel exhaust. *Res Rep Health Eff Inst.* 2003 Dec;(112):1-30; discussion 51-67. PMID: 14738208. Abstract Available at: <https://pubmed.ncbi.nlm.nih.gov/14738208/>. Accessed August 21, 2021.
- Horizon Water and Environment. 2020. Estrella Substation and Paso Robles Area Reinforcement Project – Draft Environmental Impact Report. Section 4.3. Air Quality. Pp. 4.3-18. (SCH #2018072071). December. (17.010.) Oakland, CA.
- International Agency for Research on Cancer (IARC). 2012. Press Release No. 213. IARC: Diesel Engine Exhaust Carcinogenic. June. Available at: https://www.iarc.who.int/wp-content/uploads/2018/07/pr213_E.pdf. Accessed August 7, 2021.

Estrella Substation and Paso Robles Area Reinforcement Project Health Risk Assessment

Khalek I.A, Bougher TL, Merrit PM, Zielinska B. 2011. Regulated and unregulated emissions from highway heavy duty engines complying with U.S. Environmental Protection Agency 2007 Emissions Standards. J. Air Waste Manage. 61, 427-442. Available at: <https://www.tandfonline.com/doi/full/10.3155/1047-3289.61.4.427>. Accessed August 22, 2021.

Liu Z.G., Berd D.R., Vasys V.N., Dettmann M.E., Zielinska B., Schauer J.J. 2010. Analysis of C-1, C-2, and C-10 through C-33 particle-phase and semi-volatile organic compound emissions from heavy-duty diesel engines. Atmos. Environ. 44, 1108-1115. Abstract Available at: <https://www.sciencedirect.com/science/article/abs/pii/S135223100900990X?via%3Dihub>. Accessed August 22, 2021.

McClellan R.O., Hesterbert T.W., Wall J.C. 2012. Evaluation of carcinogenic hazard of diesel engine exhaust needs to consider revolutionary changes in diesel technology. Regul. Toxicol. Pharm. 63, 225-258. Available at: <https://www.sciencedirect.com/science/article/pii/S0273230012000694?via%3Dihub>. Accessed August 22, 2021.

Mudway IS, Stenfors N, Duggan ST, Roxborough H, Zielinski H, Marklund SL, Blomberg A, Frew AJ, Sandström T, Kelly FJ. 2004. An in vitro and in vivo investigation of the effects of diesel exhaust on human airway lining fluid antioxidants. Arch Biochem Biophys. 2004 Mar 1;423(1):200-12. doi: 10.1016/j.abb.2003.12.018. PMID: 14871482. Abstract Available at: <https://pubmed.ncbi.nlm.nih.gov/14871482/>. Accessed August 21, 2021.

Nightingale JA, Maggs R, Cullinan P, Donnelly LE, Rogers DF, Kinnersley R, Chung KF, Barnes PJ, Ashmore M, Newman-Taylor A. 2000. Airway inflammation after controlled exposure to diesel exhaust particulates. Am J Respir Crit Care Med. 2000 Jul;162(1):161-6. doi: 10.1164/ajrcm.162.1.9908092. PMID: 10903236. Available at: https://www.atsjournals.org/doi/10.1164/ajrcm.162.1.9908092?url_ver=Z39.88-2003&rft_id=ori%3Arid%3Aocrossref.org&rft_dat=cr_pub++0pubmed&. Accessed August 21, 2021.

Occupational Safety and Health Administration (OSHA). 2013. Hazard Alert. Diesel Exhaust/Diesel Particulate Matter. Available at: <https://www.osha.gov/sites/default/files/publications/OSHA-3590.pdf>. Accessed August 22, 2021.

Occupational Safety and Health Administration (OSHA). 2019. Permissible Exposure Limits – Annotated Tables. Table Z-1. Available at: <https://www.osha.gov/annotated-pels/table-z-1>. Accessed August 24, 2021.

Office of Environmental Health Hazard Assessment (OEHA). 2015. Risk Assessment Guidelines: Guidance Manual for Preparation of Health Risk Assessments, February 2015. <https://oeha.ca.gov/media/downloads/cmr/2015guidancemanual.pdf>. Accessed August 22, 2021.

OSHWiki contributors 2020. Workplace exposure to dusts and aerosols – diesel exhaust. OshWiki. October 21, 2020. Available at: https://oshwiki.eu/wiki/Workplace_exposure_to_dusts_and_aerosols_-_diesel_exhaust. Accessed August 21, 2021.

Riedl MA, Diaz-Sanchez D, Linn WS, Gong H Jr, Clark KW, Effros RM, Miller JW, Cocker DR, Berhane KT. 2012. HEI Health Review Committee. Allergic inflammation in the human lower respiratory tract affected by exposure to diesel exhaust. Res Rep Health Eff Inst. 2012 Feb;(165):5-43; discussion 45-64. PMID: 22852485. Abstract Available at: <https://pubmed.ncbi.nlm.nih.gov/22852485/>. Accessed August 21, 2021.

San Luis Obispo Air Pollution Control District (SLOAPCD). 2012. SLOAPCD, “SLO County CEQA Air Quality Handbook” Section 3.6.1 (Toxic Air Contaminants). Available at: https://storage.googleapis.com/slocleanair-org/images/cms/upload/files/CEQA_Handbook_2012_v2%20%28Updated%20Map2019%29_LinkedwithMemo.pdf. Accessed August 21, 2021.

Silverman DT, Samanic CM, Lubin JH, Blair AE, Stewart PA, Vermeulen R, Coble JB, Rothman N, Schleiff PL, Travis WD, Ziegler RG, Wacholder S, Attfield MD. 2012. The Diesel Exhaust in Miners study: a nested case-control study of lung cancer and diesel exhaust. J Natl Cancer Inst. 2012 Jun 6;104(11):855-68. doi:

Estrella Substation and Paso Robles Area Reinforcement Project Health Risk Assessment

10.1093/jnci/djs034. Epub 2012 Mar 5. PMID: 22393209; PMCID: PMC3369553. Available at: <https://academic.oup.com/jnci/article/104/11/855/2567717>. Accessed August 22, 2021.

Stenfors N, Nordenhäll C, Salvi SS, Mudway I, Söderberg M, Blomberg A, Helleday R, Levin JO, Holgate ST, Kelly FJ, Frew AJ, Sandström T. 2004. Different airway inflammatory responses in asthmatic and healthy humans exposed to diesel. *Eur Respir J*. 2004 Jan;23(1):82-6. doi: 10.1183/09031936.03.00004603. PMID: 14738236. Available at: <https://erj.ersjournals.com/content/23/1/82.long>. Accessed August 21, 2021.

Texas Commission on Environmental Quality (TCEQ). 2015. Interim Short-Term Diesel Engine Exhaust Effects Screening Levels. Available at: Texas Air Monitoring Information System Web Interface. Tox Document Reports - diesel engine exhaust. Interim ESL Doc. <https://www17.tceq.texas.gov/tamis/index.cfm>. Accessed August 21, 2021.


Taxell P and Santonen T. 2017. Diesel Engine Exhaust: Basis for Occupational Exposure Limit Value. *Toxicological Sciences*, Volume 158, issue 2, August 2017, Pages 243-251. Available at: <https://www.sciencedirect.com/science/article/abs/pii/S135223100900990X?via%3Dihub>. Accessed August 22, 2021.

USEPA. 2021a. Outdoor Air Quality Data. Download Daily Data. Pollutant: NO₂; Years: 2018-2020; Geographical Area: CA-San Luis Obispo; Site ID 06078002. Available at: <https://www.epa.gov/outdoor-air-quality-data/download-daily-data>. Accessed August 24, 2021.

USEPA. 2021b. Outdoor Air Quality Data. Monitor Values Report: Pollutant: PM_{2.5}; Years: 2018-2021; Geographical Area: CA-San Luis Obispo; Site ID 06078002. Available at: <https://www.epa.gov/outdoor-air-quality-data/monitor-values-report>. Accessed August 24, 2021.

Estrella Substation and Paso Robles Area Reinforcement Project Health Risk Assessment

APPENDIX A – CalEEMod Output

A large, empty rectangular box with a thin black border, occupying the central portion of the page. It is intended for the user to provide a response to comments.

This page intentionally left blank.

CalEEMod Version: CalEEMod.2016.3.2

Page 1 of 125

Date: 2/11/2021 2:24 PM

Estrella Substation and Paso Robles Area Reinforcement Project - San Luis Obispo County, Annual

Estrella Substation and Paso Robles Area Reinforcement Project
San Luis Obispo County, Annual

1.0 Project Characteristics**1.1 Land Usage**

Land Uses	Size	Metric	Lot Acreage	Floor Surface Area	Population
General Light Industry	7,144.00	1000sqft	164.00	7,144,000.00	0

1.2 Other Project Characteristics

Urbanization	Urban	Wind Speed (m/s)	3.2	Precipitation Freq (Days)	44
Climate Zone	4			Operational Year	2024
Utility Company	Pacific Gas & Electric Company				
CO2 Intensity (lb/MWhr)	641.35	CH4 Intensity (lb/MWhr)	0.029	N2O Intensity (lb/MWhr)	0.006

1.3 User Entered Comments & Non-Default Data

Project Characteristics -

Land Use - The total area in power line the easement widths, substation temp disturbance, areas for temporary staging and access roads outside of the easement equals approximately 164 acres or a 7,144,000 square feet area

Construction Phase - Based on project schedule and description

Off-road Equipment - Based on construction schedule

Off-road Equipment - Based on construction schedule

Off-road Equipment - Based on construction schedule

Off-road Equipment - Based on construction schedule

Off-road Equipment - Based on construction schedule

Off-road Equipment - Based on construction schedule

CalEEMod Version: CalEEMod.2016.3.2

Page 2 of 125

Date: 2/11/2021 2:24 PM

Estrella Substation and Paso Robles Area Reinforcement Project - San Luis Obispo County, Annual

Off-road Equipment - Based on construction schedule
Off-road Equipment - Based on construction schedule
Off-road Equipment - Based on construction schedule
Off-road Equipment - Based on construction schedule
Off-road Equipment - Based on construction schedule
Off-road Equipment - Based on construction schedule
Off-road Equipment - Based on construction schedule
Off-road Equipment - Based on construction schedule
Off-road Equipment - Based on equipment roster for the project.
Off-road Equipment - Based on construction schedule
Off-road Equipment - Based on construction schedule
Off-road Equipment - Based on construction schedule
Off-road Equipment - Based on construction schedule
Off-road Equipment - Based on construction schedule
Off-road Equipment - Based on construction schedule
Off-road Equipment - Based on construction schedule
Off-road Equipment - Based on construction schedule
Off-road Equipment - Based on construction schedule
Off-road Equipment - Based on construction schedule
Off-road Equipment - Based on construction schedule
Off-road Equipment - Based on construction schedule
Off-road Equipment - Based on construction schedule
Off-road Equipment - Based on construction schedule
Off-road Equipment - Based on construction schedule
Off-road Equipment - Based on construction schedule
Off-road Equipment - Based on construction schedule
Off-road Equipment - Based on construction schedule
Off-road Equipment - Based on construction schedule
Off-road Equipment - Based on construction schedule
Off-road Equipment - Based on construction schedule
Off-road Equipment - Based on construction schedule

CalEEMod Version: CalEEMod.2016.3.2

Page 3 of 125

Date: 2/11/2021 2:24 PM

Estrella Substation and Paso Robles Area Reinforcement Project - San Luis Obispo County, Annual

Off-road Equipment - Based on construction schedule

Off-road Equipment - Based on construction schedule

Trips and VMT - Based on equipment roster and schedule provided

On-road Fugitive Dust - Per the user guide 9.3% silt content should be used for the San Luis Obispo region

Grading - Based on grading and material movement for the project.

Vehicle Trips - Unmanned operation

Vehicle Emission Factors -

Vehicle Emission Factors -

Vehicle Emission Factors -

Consumer Products - No consumer product utilization was assumed for the project

Area Coating - No architectural coating is assumed for the project

Energy Use - Energy intensity factors scaled down to match the area occupied by the 230kV Substation Control Enclosure approximately 14 feet wide, 48 feet long, and the 70 kV Substation Control Enclosure approximately 16 feet wide and 64 feet long.

Water And Wastewater - Unmanned facility - No water use is expected

Solid Waste - No solid waste generation is expected

Construction Off-road Equipment Mitigation - At a minimum, the off-road equipment fleet shall meet the CARB off-road emissions average for that calendar year and ensure that quarterly DPM emissions are less than the SLOCAPCD significance thresholds.

Operational Off-Road Equipment - Assumes monthly inspections and an annual maintenance on the substation components. Helicopter emissions are represented as Other general industrial equipment with hp increased to 400

Fleet Mix -

Stationary Sources - Emergency Generators and Fire Pumps -

Table Name	Column Name	Default Value	New Value
tbiAreaCoating	Area_Nonresidential_Exterior	3572000	0
tbiAreaCoating	Area_Nonresidential_Interior	10716000	0
tbiConstEquipMitigation	NumberOfEquipmentMitigated	0.00	6.00
tbiConstEquipMitigation	NumberOfEquipmentMitigated	0.00	4.00
tbiConstEquipMitigation	NumberOfEquipmentMitigated	0.00	16.00

CalEEMod Version: CalEEMod.2016.3.2

Page 4 of 125

Date: 2/11/2021 2:24 PM

Estrella Substation and Paso Robles Area Reinforcement Project - San Luis Obispo County, Annual

tblConstEquipMitigation	NumberOfEquipmentMitigated	0.00	5.00
tblConstEquipMitigation	NumberOfEquipmentMitigated	0.00	1.00
tblConstEquipMitigation	NumberOfEquipmentMitigated	0.00	9.00
tblConstEquipMitigation	NumberOfEquipmentMitigated	0.00	50.00
tblConstEquipMitigation	NumberOfEquipmentMitigated	0.00	5.00
tblConstEquipMitigation	NumberOfEquipmentMitigated	0.00	2.00
tblConstEquipMitigation	NumberOfEquipmentMitigated	0.00	1.00
tblConstEquipMitigation	NumberOfEquipmentMitigated	0.00	1.00
tblConstEquipMitigation	NumberOfEquipmentMitigated	0.00	1.00
tblConstEquipMitigation	NumberOfEquipmentMitigated	0.00	3.00
tblConstEquipMitigation	NumberOfEquipmentMitigated	0.00	19.00
tblConstEquipMitigation	NumberOfEquipmentMitigated	0.00	3.00
tblConstructionPhase	NumDays	3,100.00	48.00
tblConstructionPhase	NumDays	3,100.00	48.00
tblConstructionPhase	NumDays	3,100.00	24.00
tblConstructionPhase	NumDays	3,100.00	24.00
tblConstructionPhase	NumDays	3,100.00	18.00
tblConstructionPhase	NumDays	3,100.00	24.00
tblConstructionPhase	NumDays	3,100.00	30.00
tblConstructionPhase	NumDays	3,100.00	12.00
tblConstructionPhase	NumDays	3,100.00	24.00
tblConstructionPhase	NumDays	3,100.00	48.00
tblConstructionPhase	NumDays	3,100.00	6.00
tblConstructionPhase	NumDays	3,100.00	18.00
tblConstructionPhase	NumDays	3,100.00	6.00
tblConstructionPhase	NumDays	3,100.00	6.00
tblConstructionPhase	NumDays	3,100.00	12.00

CalEEMod Version: CalEEMod.2016.3.2

Page 5 of 125

Date: 2/11/2021 2:24 PM

Estrella Substation and Paso Robles Area Reinforcement Project - San Luis Obispo County, Annual

tblConstructionPhase	NumDays	3,100.00	30.00
tblConstructionPhase	NumDays	3,100.00	18.00
tblConstructionPhase	NumDays	3,100.00	216.00
tblConstructionPhase	NumDays	3,100.00	12.00
tblConstructionPhase	NumDays	3,100.00	48.00
tblConstructionPhase	NumDays	3,100.00	72.00
tblConstructionPhase	NumDays	3,100.00	144.00
tblConstructionPhase	NumDays	3,100.00	12.00
tblConstructionPhase	NumDays	3,100.00	120.00
tblConstructionPhase	NumDays	3,100.00	36.00
tblConstructionPhase	NumDays	310.00	24.00
tblConstructionPhase	NumDays	120.00	12.00
tblConstructionPhase	NumDays	120.00	12.00
tblConstructionPhase	NumDays	120.00	12.00
tblConstructionPhase	NumDays	120.00	12.00
tblConstructionPhase	NumDays	120.00	12.00
tblConstructionPhase	NumDays	120.00	18.00
tblConstructionPhase	NumDays	120.00	12.00
tblConstructionPhase	NumDays	120.00	12.00
tblConstructionPhase	NumDays	120.00	12.00
tblConstructionPhase	NumDaysWeek	5.00	6.00
tblConstructionPhase	NumDaysWeek	5.00	6.00
tblConstructionPhase	NumDaysWeek	5.00	6.00
tblConstructionPhase	NumDaysWeek	5.00	6.00
tblConstructionPhase	NumDaysWeek	5.00	6.00
tblConstructionPhase	NumDaysWeek	5.00	6.00
tblConstructionPhase	NumDaysWeek	5.00	6.00

Date: 2/11/2021 2:24 PM

[illegible]

CalEEMod Version: CalEEMod.2016.3.2

Page 7 of 125

Date: 2/11/2021 2:24 PM

Estrella Substation and Paso Robles Area Reinforcement Project - San Luis Obispo County, Annual

tblConstructionPhase	NumDaysWeek	5.00	6.00
tblEnergyUse	LightingElect	3.08	0.01
tblEnergyUse	NT24E	3.70	0.01
tblEnergyUse	NT24NG	6.67	0.01
tblEnergyUse	T24E	1.48	0.01
tblEnergyUse	T24NG	19.71	0.01
tblGrading	AcresOfGrading	36.00	27.00
tblGrading	AcresOfGrading	4.50	9.00
tblGrading	AcresOfGrading	9.00	18.00
tblGrading	AcresOfGrading	4.50	9.00
tblGrading	MaterialExported	0.00	828.00
tblGrading	MaterialImported	0.00	3,140.00
tblOffRoadEquipment	HorsePower	63.00	62.00
tblOffRoadEquipment	HorsePower	63.00	62.00
tblOffRoadEquipment	HorsePower	63.00	62.00
tblOffRoadEquipment	HorsePower	63.00	62.00
tblOffRoadEquipment	OffRoadEquipmentUnitAmount	1.00	3.00
tblOffRoadEquipment	OffRoadEquipmentUnitAmount	1.00	3.00
tblOffRoadEquipment	OffRoadEquipmentUnitAmount	1.00	3.00
tblOffRoadEquipment	OffRoadEquipmentUnitAmount	1.00	3.00
tblOffRoadEquipment	OffRoadEquipmentUnitAmount	3.00	1.00
tblOffRoadEquipment	OffRoadEquipmentUnitAmount	3.00	1.00
tblOffRoadEquipment	OffRoadEquipmentUnitAmount	2.00	1.00
tblOffRoadEquipment	OffRoadEquipmentUnitAmount	3.00	1.00
tblOffRoadEquipment	OffRoadEquipmentUnitAmount	3.00	1.00
tblOffRoadEquipment	OffRoadEquipmentUnitAmount	3.00	1.00
tblOffRoadEquipment	OffRoadEquipmentUnitAmount	3.00	1.00

CalEEMod Version: CalEEMod.2016.3.2

Page 8 of 125

Date: 2/11/2021 2:24 PM

Estrella Substation and Paso Robles Area Reinforcement Project - San Luis Obispo County, Annual

tblOffRoadEquipment	OffRoadEquipmentUnitAmount	3.00	1.00
tblOffRoadEquipment	OffRoadEquipmentUnitAmount	3.00	2.00
tblOffRoadEquipment	OffRoadEquipmentUnitAmount	3.00	1.00
tblOffRoadEquipment	OffRoadEquipmentUnitAmount	3.00	1.00
tblOffRoadEquipment	OffRoadEquipmentUnitAmount	3.00	1.00
tblOffRoadEquipment	OffRoadEquipmentUnitAmount	4.00	1.00
tblOffRoadEquipment	OffRoadEquipmentUnitAmount	4.00	1.00
tblOffRoadEquipment	OffRoadEquipmentUnitAmount	4.00	1.00
tblOffRoadEquipment	OffRoadEquipmentUnitAmount	4.00	1.00
tblOffRoadEquipment	OffRoadEquipmentUnitAmount	4.00	1.00
tblOffRoadEquipment	OffRoadEquipmentUnitAmount	4.00	1.00
tblOffRoadEquipment	OffRoadEquipmentUnitAmount	4.00	1.00
tblOffRoadEquipment	OffRoadEquipmentUnitAmount	4.00	2.00
tblOffRoadEquipment	OffRoadEquipmentUnitAmount	0.00	1.00
tblOffRoadEquipment	OffRoadEquipmentUnitAmount	0.00	2.00
tblOffRoadEquipment	OffRoadEquipmentUnitAmount	0.00	2.00
tblOffRoadEquipment	OffRoadEquipmentUnitAmount	0.00	1.00
tblOffRoadEquipment	OffRoadEquipmentUnitAmount	0.00	1.00
tblOffRoadEquipment	OffRoadEquipmentUnitAmount	0.00	1.00
tblOffRoadEquipment	OffRoadEquipmentUnitAmount	0.00	1.00
tblOffRoadEquipment	OffRoadEquipmentUnitAmount	0.00	1.00
tblOffRoadEquipment	OffRoadEquipmentUnitAmount	0.00	1.00
tblOffRoadEquipment	OffRoadEquipmentUnitAmount	0.00	1.00
tblOffRoadEquipment	OffRoadEquipmentUnitAmount	0.00	2.00
tblOffRoadEquipment	OffRoadEquipmentUnitAmount	0.00	1.00
tblOffRoadEquipment	OffRoadEquipmentUnitAmount	0.00	1.00
tblOffRoadEquipment	OffRoadEquipmentUnitAmount	0.00	1.00

CalEEMod Version: CalEEMod.2016.3.2

Page 9 of 125

Date: 2/11/2021 2:24 PM

Estrella Substation and Paso Robles Area Reinforcement Project - San Luis Obispo County, Annual

tblOffRoadEquipment	OffRoadEquipmentUnitAmount	0.00	1.00
tblOffRoadEquipment	OffRoadEquipmentUnitAmount	0.00	1.00
tblOffRoadEquipment	OffRoadEquipmentUnitAmount	0.00	2.00
tblOffRoadEquipment	OffRoadEquipmentUnitAmount	0.00	2.00
tblOffRoadEquipment	OffRoadEquipmentUnitAmount	0.00	1.00
tblOffRoadEquipment	OffRoadEquipmentUnitAmount	0.00	1.00
tblOffRoadEquipment	OffRoadEquipmentUnitAmount	0.00	2.00
tblOffRoadEquipment	OffRoadEquipmentUnitAmount	0.00	1.00
tblOffRoadEquipment	OffRoadEquipmentUnitAmount	0.00	2.00
tblOffRoadEquipment	OffRoadEquipmentUnitAmount	0.00	2.00
tblOffRoadEquipment	OffRoadEquipmentUnitAmount	0.00	2.00
tblOffRoadEquipment	OffRoadEquipmentUnitAmount	0.00	1.00
tblOffRoadEquipment	OffRoadEquipmentUnitAmount	0.00	3.00
tblOffRoadEquipment	OffRoadEquipmentUnitAmount	0.00	3.00
tblOffRoadEquipment	OffRoadEquipmentUnitAmount	0.00	1.00
tblOffRoadEquipment	OffRoadEquipmentUnitAmount	0.00	3.00
tblOffRoadEquipment	OffRoadEquipmentUnitAmount	0.00	1.00
tblOffRoadEquipment	OffRoadEquipmentUnitAmount	0.00	2.00
tblOffRoadEquipment	OffRoadEquipmentUnitAmount	0.00	2.00
tblOffRoadEquipment	OffRoadEquipmentUnitAmount	0.00	2.00
tblOffRoadEquipment	OffRoadEquipmentUnitAmount	0.00	2.00
tblOffRoadEquipment	OffRoadEquipmentUnitAmount	0.00	2.00
tblOffRoadEquipment	OffRoadEquipmentUnitAmount	0.00	4.00
tblOffRoadEquipment	OffRoadEquipmentUnitAmount	0.00	2.00
tblOffRoadEquipment	OffRoadEquipmentUnitAmount	0.00	2.00
tblOffRoadEquipment	OffRoadEquipmentUnitAmount	0.00	2.00
tblOffRoadEquipment	OffRoadEquipmentUnitAmount	0.00	2.00
tblOffRoadEquipment	OffRoadEquipmentUnitAmount	0.00	1.00

CalEEMod Version: CalEEMod.2016.3.2

Page 10 of 125

Date: 2/11/2021 2:24 PM

Estrella Substation and Paso Robles Area Reinforcement Project - San Luis Obispo County, Annual

tblOffRoadEquipment	OffRoadEquipmentUnitAmount	0.00	1.00
tblOffRoadEquipment	OffRoadEquipmentUnitAmount	0.00	1.00
tblOffRoadEquipment	OffRoadEquipmentUnitAmount	0.00	1.00
tblOffRoadEquipment	OffRoadEquipmentUnitAmount	0.00	1.00
tblOffRoadEquipment	OffRoadEquipmentUnitAmount	0.00	1.00
tblOffRoadEquipment	OffRoadEquipmentUnitAmount	0.00	2.00
tblOffRoadEquipment	OffRoadEquipmentUnitAmount	0.00	1.00
tblOffRoadEquipment	OffRoadEquipmentUnitAmount	0.00	1.00
tblOffRoadEquipment	OffRoadEquipmentUnitAmount	0.00	1.00
tblOffRoadEquipment	OffRoadEquipmentUnitAmount	0.00	1.00
tblOffRoadEquipment	OffRoadEquipmentUnitAmount	0.00	1.00
tblOffRoadEquipment	OffRoadEquipmentUnitAmount	0.00	1.00
tblOffRoadEquipment	OffRoadEquipmentUnitAmount	0.00	1.00
tblOffRoadEquipment	PhaseName		230-kV Substation Steel Bus Erection
tblOffRoadEquipment	PhaseName		70-kV Substation Steel Bus Erection
tblOffRoadEquipment	PhaseName		70-kV Substation Equip Delivery & Installation
tblOffRoadEquipment	PhaseName		230-kV Substation Cable Installation and Termination
tblOffRoadEquipment	PhaseName		70-kV Substation Foundation Construction
tblOffRoadEquipment	PhaseName		230-kV Transmission Foundation Tower Installation Remove two towers
tblOffRoadEquipment	PhaseName		Reconductoring Segment Pole Installation Transfer Distribution Pole Removal
tblOffRoadEquipment	PhaseName		230-kV Substation Foundation Construction
tblOffRoadEquipment	PhaseName		70-kV Substation Mobilization
tblOffRoadEquipment	PhaseName		230-kV Transmission Site Clean-up and Restoration
tblOffRoadEquipment	PhaseName		70-kV Power Line Site Development Mobilization

CalEEMod Version: CalEEMod.2016.3.2

Page 11 of 125

Date: 2/11/2021 2:24 PM

Estrella Substation and Paso Robles Area Reinforcement Project - San Luis Obispo County, Annual

tblOffRoadEquipment	PhaseName	Reconductoring Segment Clean-up and Restoration
tblOffRoadEquipment	PhaseName	Reconductoring Segment Site Development Mobilization
tblOffRoadEquipment	PhaseName	70-kV Power Line Clean-up and Restoration
tblOffRoadEquipment	PhaseName	230-kV Substation Steel Bus Erection
tblOffRoadEquipment	PhaseName	230-kV Substation Install Yard Rock
tblOffRoadEquipment	PhaseName	70-kV Substation Steel Bus Erection
tblOffRoadEquipment	PhaseName	230-kV Substation Transformer & Equip Delivery & Installation
tblOffRoadEquipment	PhaseName	230-kV Substation Transformer & Equip Delivery & Installation
tblOffRoadEquipment	PhaseName	230-kV Substation Remaining Equipment Delivery and Install
tblOffRoadEquipment	PhaseName	230-kV Transmission Foundation Tower Installation Remove two towers
tblOffRoadEquipment	PhaseName	230-kV Transmission Foundation Tower Installation Remove two towers
tblOffRoadEquipment	PhaseName	230-kV Transmission Foundation Tower Installation Remove two towers
tblOffRoadEquipment	PhaseName	230-kV Transmission Conductor
tblOffRoadEquipment	PhaseName	230-kV Transmission Conductor
tblOffRoadEquipment	PhaseName	70-kV Substation Equip Delivery & Installation
tblOffRoadEquipment	PhaseName	70-kV Substation Control Enclosure Delivery and Install
tblOffRoadEquipment	PhaseName	230-kV Substation Testing and Commissioning
tblOffRoadEquipment	PhaseName	70-kV Substation Cable Installation and Termination
tblOffRoadEquipment	PhaseName	70-kV Power Line Pole Tower Installation
tblOffRoadEquipment	PhaseName	70-kV Power Line Pole Tower Installation
tblOffRoadEquipment	PhaseName	70-kV Substation Install Yard Rock
tblOffRoadEquipment	PhaseName	70-kV Cleanup and Restoration
tblOffRoadEquipment	PhaseName	70-kV Substation Testing and Commissioning

CalEEMod Version: CalEEMod.2016.3.2

Page 12 of 125

Date: 2/11/2021 2:24 PM

Estrella Substation and Paso Robles Area Reinforcement Project - San Luis Obispo County, Annual

tblOffRoadEquipment	PhaseName	70-kV Power Line Conductor Installation
tblOffRoadEquipment	PhaseName	70-kV Power Line Conductor Installation
tblOffRoadEquipment	PhaseName	70-kV Power Line Conductor Installation
tblOffRoadEquipment	PhaseName	Reconductoring Segment Pole Installation Transfer Distribution Pole Removal
tblOffRoadEquipment	PhaseName	Reconductoring Segment Pole Installation Transfer Distribution Pole Removal
tblOffRoadEquipment	PhaseName	230-kV Substation Access Roads
tblOffRoadEquipment	PhaseName	230-kV Substation Site Prep Grading Entrance Road Culverts Mobilization
tblOffRoadEquipment	PhaseName	230-kV Substation Site Prep Grading Entrance Road Culverts Mobilization
tblOffRoadEquipment	PhaseName	Reconductoring Segment Conductor Installation
tblOffRoadEquipment	PhaseName	Reconductoring Segment Conductor Installation
tblOffRoadEquipment	PhaseName	Reconductoring Segment Conductor Installation
tblOffRoadEquipment	PhaseName	Reconductoring Segment Conductor Installation
tblOffRoadEquipment	PhaseName	230-kV Substation Cleanup and Restoration
tblOffRoadEquipment	PhaseName	70-kV Power Line Conductor Installation
tblOffRoadEquipment	PhaseName	70-kV Power Line Conductor Installation
tblOffRoadEquipment	PhaseName	Reconductoring Segment Conductor Installation
tblOffRoadEquipment	PhaseName	Reconductoring Segment Conductor Installation
tblOffRoadEquipment	PhaseName	230-kV Substation Site Prep Grading Entrance Road Culverts Mobilization
tblOffRoadEquipment	PhaseName	230-kV Substation Site Prep Grading Entrance Road Culverts Mobilization
tblOffRoadEquipment	PhaseName	230-kV Substation Install Yard Rock
tblOffRoadEquipment	PhaseName	70-kV Substation Install Yard Rock

CalEEMod Version: CalEEMod.2016.3.2

Page 13 of 125

Date: 2/11/2021 2:24 PM

Estrella Substation and Paso Robles Area Reinforcement Project - San Luis Obispo County, Annual

tblOffRoadEquipment	PhaseName		230-kV Substation Fence and Gate Installation
tblOffRoadEquipment	PhaseName		70-kV Substation Foundation Construction
tblOffRoadEquipment	PhaseName		70-kV Substation Ground Grid Conduit Installation
tblOffRoadEquipment	PhaseName		230-kV Substation Ground Grid Conduit Installation
tblOffRoadEquipment	UsageHours	7.00	6.00
tblOffRoadEquipment	UsageHours	7.00	5.30
tblOffRoadEquipment	UsageHours	7.00	6.00
tblOffRoadEquipment	UsageHours	7.00	4.00
tblOffRoadEquipment	UsageHours	7.00	6.00
tblOffRoadEquipment	UsageHours	7.00	6.00
tblOffRoadEquipment	UsageHours	7.00	1.00
tblOffRoadEquipment	UsageHours	7.00	5.00
tblOffRoadEquipment	UsageHours	8.00	2.60
tblOffRoadEquipment	UsageHours	8.00	3.00
tblOffRoadEquipment	UsageHours	8.00	3.00
tblOffRoadEquipment	UsageHours	8.00	5.00
tblOffRoadEquipment	UsageHours	7.00	8.00
tblOffRoadEquipment	UsageHours	7.00	6.00
tblOffRoadEquipment	UsageHours	7.00	4.00
tblOffRoadEquipment	UsageHours	7.00	0.50
tblOffRoadEquipment	UsageHours	7.00	4.00
tblOffRoadEquipment	UsageHours	7.00	4.00
tblOffRoadEquipment	UsageHours	7.00	4.00
tblOffRoadEquipment	UsageHours	7.00	8.00
tblOffRoadEquipment	UsageHours	7.00	5.00
tblOffRoadEquipment	UsageHours	8.00	6.00

Date: 2/11/2021 2:24 PM

[illegible]

Date: 2/11/2021 2:24 PM

[illegible]

CalEEMod Version: CalEEMod.2016.3.2

Page 16 of 125

Date: 2/11/2021 2:24 PM

Estrella Substation and Paso Robles Area Reinforcement Project - San Luis Obispo County, Annual

tblOnRoadDust	MaterialSiltContent	8.50	9.30
tblOnRoadDust	MaterialSiltContent	8.50	9.30
tblOnRoadDust	MaterialSiltContent	8.50	9.30
tblOnRoadDust	MaterialSiltContent	8.50	9.30
tblOnRoadDust	MaterialSiltContent	8.50	9.30
tblOnRoadDust	MaterialSiltContent	8.50	9.30
tblOnRoadDust	MaterialSiltContent	8.50	9.30
tblOnRoadDust	MaterialSiltContent	8.50	9.30
tblOnRoadDust	MaterialSiltContent	8.50	9.30
tblOnRoadDust	MaterialSiltContent	8.50	9.30
tblOnRoadDust	MaterialSiltContent	8.50	9.30
tblOnRoadDust	MaterialSiltContent	8.50	9.30
tblOnRoadDust	MaterialSiltContent	8.50	9.30
tblOnRoadDust	MaterialSiltContent	8.50	9.30
tblOnRoadDust	MaterialSiltContent	8.50	9.30
tblOnRoadDust	MaterialSiltContent	8.50	9.30
tblOnRoadDust	MaterialSiltContent	8.50	9.30
tblOnRoadDust	MaterialSiltContent	8.50	9.30
tblOnRoadDust	MaterialSiltContent	8.50	9.30
tblOnRoadDust	MaterialSiltContent	8.50	9.30
tblOnRoadDust	MaterialSiltContent	8.50	9.30
tblOnRoadDust	MaterialSiltContent	8.50	9.30
tblOnRoadDust	MaterialSiltContent	8.50	9.30
tblOnRoadDust	MeanVehicleSpeed	40.00	32.40
tblOnRoadDust	MeanVehicleSpeed	40.00	32.40
tblOnRoadDust	MeanVehicleSpeed	40.00	32.40
tblOnRoadDust	MeanVehicleSpeed	40.00	32.40
tblOnRoadDust	MeanVehicleSpeed	40.00	32.40

Date: 2/11/2021 2:24 PM

[illegible]

CalEEMod Version: CalEEMod.2016.3.2

Page 18 of 125

Date: 2/11/2021 2:24 PM

Estrella Substation and Paso Robles Area Reinforcement Project - San Luis Obispo County, Annual

tblOnRoadDust	MeanVehicleSpeed	40.00	32.40
tblOnRoadDust	MeanVehicleSpeed	40.00	32.40
tblOnRoadDust	MeanVehicleSpeed	40.00	32.40
tblOperationalOffRoadEquipment	OperDaysPerYear	260.00	13.00
tblOperationalOffRoadEquipment	OperDaysPerYear	260.00	12.00
tblOperationalOffRoadEquipment	OperDaysPerYear	260.00	2.00
tblOperationalOffRoadEquipment	OperHorsePower	88.00	400.00
tblOperationalOffRoadEquipment	OperHoursPerDay	8.00	4.00
tblOperationalOffRoadEquipment	OperHoursPerDay	8.00	4.00
tblOperationalOffRoadEquipment	OperOffRoadEquipmentNumber	0.00	1.00
tblOperationalOffRoadEquipment	OperOffRoadEquipmentNumber	0.00	1.00
tblOperationalOffRoadEquipment	OperOffRoadEquipmentNumber	0.00	1.00
tblSolidWaste	SolidWasteGenerationRate	8,858.56	0.00
tblTripsAndVMT	VendorTripLength	5.00	13.00
tblTripsAndVMT	VendorTripLength	5.00	13.00
tblTripsAndVMT	VendorTripLength	5.00	13.00
tblTripsAndVMT	VendorTripLength	5.00	13.00
tblTripsAndVMT	VendorTripLength	5.00	0.91
tblTripsAndVMT	VendorTripLength	5.00	1.20
tblTripsAndVMT	VendorTripLength	5.00	8.68
tblTripsAndVMT	VendorTripLength	5.00	13.00
tblTripsAndVMT	VendorTripLength	5.00	1.15
tblTripsAndVMT	VendorTripLength	5.00	13.00
tblTripsAndVMT	VendorTripLength	5.00	1.34
tblTripsAndVMT	VendorTripLength	5.00	13.00
tblTripsAndVMT	VendorTripLength	5.00	13.00
tblTripsAndVMT	VendorTripLength	5.00	13.00

CalEEMod Version: CalEEMod.2016.3.2

Page 19 of 125

Date: 2/11/2021 2:24 PM

Estrella Substation and Paso Robles Area Reinforcement Project - San Luis Obispo County, Annual

tblTripsAndVMT	VendorTripLength	5.00	13.00
tblTripsAndVMT	VendorTripLength	5.00	13.00
tblTripsAndVMT	VendorTripLength	5.00	13.00
tblTripsAndVMT	VendorTripLength	5.00	13.00
tblTripsAndVMT	VendorTripLength	5.00	13.00
tblTripsAndVMT	VendorTripLength	5.00	13.00
tblTripsAndVMT	VendorTripLength	5.00	13.00
tblTripsAndVMT	VendorTripLength	5.00	13.00
tblTripsAndVMT	VendorTripLength	5.00	13.00
tblTripsAndVMT	VendorTripLength	5.00	13.00
tblTripsAndVMT	VendorTripLength	5.00	13.00
tblTripsAndVMT	VendorTripLength	5.00	13.00
tblTripsAndVMT	VendorTripLength	5.00	13.00
tblTripsAndVMT	VendorTripLength	5.00	13.00
tblTripsAndVMT	VendorTripLength	5.00	13.00
tblTripsAndVMT	VendorTripLength	5.00	1.90
tblTripsAndVMT	VendorTripLength	5.00	1.20
tblTripsAndVMT	VendorTripLength	5.00	1.85
tblTripsAndVMT	VendorTripLength	5.00	13.00
tblTripsAndVMT	VendorTripLength	5.00	1.85
tblTripsAndVMT	VendorTripNumber	0.00	11.00
tblTripsAndVMT	VendorTripNumber	0.00	6.00
tblTripsAndVMT	VendorTripNumber	1,171.00	13.00
tblTripsAndVMT	VendorTripNumber	1,171.00	9.00
tblTripsAndVMT	VendorTripNumber	1,171.00	29.00
tblTripsAndVMT	VendorTripNumber	1,171.00	30.00

CalEEMod Version: CalEEMod.2016.3.2

Page 20 of 125

Date: 2/11/2021 2:24 PM

Estrella Substation and Paso Robles Area Reinforcement Project - San Luis Obispo County, Annual

tblTripsAndVMT	VendorTripNumber	1,171.00	45.00
tblTripsAndVMT	VendorTripNumber	1,171.00	9.00
tblTripsAndVMT	VendorTripNumber	1,171.00	30.00
tblTripsAndVMT	VendorTripNumber	1,171.00	2.00
tblTripsAndVMT	VendorTripNumber	1,171.00	28.00
tblTripsAndVMT	VendorTripNumber	1,171.00	12.00
tblTripsAndVMT	VendorTripNumber	1,171.00	11.00
tblTripsAndVMT	VendorTripNumber	1,171.00	12.00
tblTripsAndVMT	VendorTripNumber	1,171.00	2.00
tblTripsAndVMT	VendorTripNumber	1,171.00	9.00
tblTripsAndVMT	VendorTripNumber	1,171.00	3.00
tblTripsAndVMT	VendorTripNumber	1,171.00	26.00
tblTripsAndVMT	VendorTripNumber	1,171.00	3.00
tblTripsAndVMT	VendorTripNumber	0.00	10.00
tblTripsAndVMT	VendorTripNumber	0.00	5.00
tblTripsAndVMT	VendorTripNumber	1,171.00	15.00
tblTripsAndVMT	VendorTripNumber	0.00	10.00
tblTripsAndVMT	VendorTripNumber	1,171.00	16.00
tblTripsAndVMT	VendorTripNumber	0.00	29.00
tblTripsAndVMT	VendorTripNumber	1,171.00	2.00
tblTripsAndVMT	VendorTripNumber	1,171.00	10.00
tblTripsAndVMT	VendorTripNumber	0.00	7.00
tblTripsAndVMT	VendorTripNumber	1,171.00	13.00
tblTripsAndVMT	VendorTripNumber	0.00	33.00
tblTripsAndVMT	VendorTripNumber	0.00	30.00
tblTripsAndVMT	VendorTripNumber	1,171.00	30.00
tblTripsAndVMT	VendorTripNumber	1,171.00	10.00

CalEEMod Version: CalEEMod.2016.3.2

Page 21 of 125

Date: 2/11/2021 2:24 PM

Estrella Substation and Paso Robles Area Reinforcement Project - San Luis Obispo County, Annual

tblTripsAndVMT	VendorTripNumber	1,171.00	31.00
tblTripsAndVMT	WorkerTripLength	13.00	10.00
tblTripsAndVMT	WorkerTripLength	13.00	7.68
tblTripsAndVMT	WorkerTripLength	13.00	8.45
tblTripsAndVMT	WorkerTripLength	13.00	8.45
tblTripsAndVMT	WorkerTripLength	13.00	9.15
tblTripsAndVMT	WorkerTripLength	13.00	9.56
tblTripsAndVMT	WorkerTripLength	13.00	8.97
tblTripsAndVMT	WorkerTripLength	13.00	7.34
tblTripsAndVMT	WorkerTripLength	13.00	8.52
tblTripsAndVMT	WorkerTripLength	13.00	10.00
tblTripsAndVMT	WorkerTripLength	13.00	10.00
tblTripsAndVMT	WorkerTripLength	13.00	10.00
tblTripsAndVMT	WorkerTripLength	13.00	10.00
tblTripsAndVMT	WorkerTripLength	13.00	7.68
tblTripsAndVMT	WorkerTripLength	13.00	9.23
tblTripsAndVMT	WorkerTripLength	13.00	10.00
tblTripsAndVMT	WorkerTripLength	13.00	10.00
tblTripsAndVMT	WorkerTripLength	13.00	6.79
tblTripsAndVMT	WorkerTripLength	13.00	6.72
tblTripsAndVMT	WorkerTripLength	13.00	8.68
tblTripsAndVMT	WorkerTripLength	13.00	8.25
tblTripsAndVMT	WorkerTripLength	13.00	8.15
tblTripsAndVMT	WorkerTripLength	13.00	7.67
tblTripsAndVMT	WorkerTripLength	13.00	10.00
tblTripsAndVMT	WorkerTripLength	13.00	7.68
tblTripsAndVMT	WorkerTripLength	13.00	8.14

CalEEMod Version: CalEEMod.2016.3.2

Page 22 of 125

Date: 2/11/2021 2:24 PM

Estrella Substation and Paso Robles Area Reinforcement Project - San Luis Obispo County, Annual

tblTripsAndVMT	WorkerTripLength	13.00	8.45
tblTripsAndVMT	WorkerTripLength	13.00	8.56
tblTripsAndVMT	WorkerTripLength	13.00	9.18
tblTripsAndVMT	WorkerTripLength	13.00	6.32
tblTripsAndVMT	WorkerTripLength	13.00	8.45
tblTripsAndVMT	WorkerTripLength	13.00	7.85
tblTripsAndVMT	WorkerTripLength	13.00	5.87
tblTripsAndVMT	WorkerTripLength	13.00	7.50
tblTripsAndVMT	WorkerTripLength	13.00	8.38
tblTripsAndVMT	WorkerTripNumber	5.00	22.00
tblTripsAndVMT	WorkerTripNumber	5.00	16.00
tblTripsAndVMT	WorkerTripNumber	3,000.00	22.00
tblTripsAndVMT	WorkerTripNumber	3,000.00	12.00
tblTripsAndVMT	WorkerTripNumber	3,000.00	12.00
tblTripsAndVMT	WorkerTripNumber	3,000.00	12.00
tblTripsAndVMT	WorkerTripNumber	3,000.00	18.00
tblTripsAndVMT	WorkerTripNumber	3,000.00	14.00
tblTripsAndVMT	WorkerTripNumber	3,000.00	18.00
tblTripsAndVMT	WorkerTripNumber	3,000.00	12.00
tblTripsAndVMT	WorkerTripNumber	3,000.00	9.00
tblTripsAndVMT	WorkerTripNumber	3,000.00	30.00
tblTripsAndVMT	WorkerTripNumber	3,000.00	38.00
tblTripsAndVMT	WorkerTripNumber	3,000.00	16.00
tblTripsAndVMT	WorkerTripNumber	3,000.00	12.00
tblTripsAndVMT	WorkerTripNumber	3,000.00	14.00
tblTripsAndVMT	WorkerTripNumber	3,000.00	10.00
tblTripsAndVMT	WorkerTripNumber	3,000.00	12.00

CalEEMod Version: CalEEMod.2016.3.2

Page 23 of 125

Date: 2/11/2021 2:24 PM

Estrella Substation and Paso Robles Area Reinforcement Project - San Luis Obispo County, Annual

tblTripsAndVMT	WorkerTripNumber	3,000.00	12.00
tblTripsAndVMT	WorkerTripNumber	8.00	20.00
tblTripsAndVMT	WorkerTripNumber	5.00	16.00
tblTripsAndVMT	WorkerTripNumber	3,000.00	41.00
tblTripsAndVMT	WorkerTripNumber	5.00	18.00
tblTripsAndVMT	WorkerTripNumber	3,000.00	12.00
tblTripsAndVMT	WorkerTripNumber	5.00	8.00
tblTripsAndVMT	WorkerTripNumber	0.00	10.00
tblTripsAndVMT	WorkerTripNumber	3,000.00	12.00
tblTripsAndVMT	WorkerTripNumber	3,000.00	32.00
tblTripsAndVMT	WorkerTripNumber	5.00	16.00
tblTripsAndVMT	WorkerTripNumber	3,000.00	38.00
tblTripsAndVMT	WorkerTripNumber	10.00	24.00
tblTripsAndVMT	WorkerTripNumber	30.00	26.00
tblTripsAndVMT	WorkerTripNumber	3,000.00	18.00
tblTripsAndVMT	WorkerTripNumber	3,000.00	28.00
tblTripsAndVMT	WorkerTripNumber	3,000.00	22.00
tblVehicleTrips	ST_TR	1.32	0.00
tblVehicleTrips	SU_TR	0.68	0.00
tblVehicleTrips	WD_TR	6.97	0.00
tblWater	IndoorWaterUseRate	1,652,050,000.00	0.00

2.0 Emissions Summary

CalEEMod Version: CalEEMod.2016.3.2

Page 24 of 125

Date: 2/11/2021 2:24 PM

Estrella Substation and Paso Robles Area Reinforcement Project - San Luis Obispo County, Annual

2.1 Overall Construction**Unmitigated Construction**

	ROG	NOx	CO	SO2	Fugitive PM10	Exhaust PM10	PM10 Total	Fugitive PM2.5	Exhaust PM2.5	PM2.5 Total	Bio- CO2	NBio- CO2	Total CO2	CH4	N2O	CO2e
Year	tons/yr										MT/yr					
2022	0.4289	4.1016	2.9141	0.0103	0.1691	0.1491	0.3181	0.0621	0.1372	0.1993	0.0000	917.1974	917.1974	0.2521	0.0000	923.4994
2023	0.5026	4.2215	3.6566	0.0134	0.1150	0.1462	0.2612	0.0298	0.1346	0.1644	0.0000	1,197.1108	1,197.1108	0.3256	0.0000	1,205.2501
2024	0.0361	0.3065	0.2485	8.7000e-004	7.8600e-003	0.0116	0.0194	1.7600e-003	0.0106	0.0124	0.0000	76.9161	76.9161	0.0221	0.0000	77.4685
Maximum	0.5026	4.2215	3.6566	0.0134	0.1691	0.1491	0.3181	0.0621	0.1372	0.1993	0.0000	1,197.1108	1,197.1108	0.3256	0.0000	1,205.2501

Mitigated Construction

	ROG	NOx	CO	SO2	Fugitive PM10	Exhaust PM10	PM10 Total	Fugitive PM2.5	Exhaust PM2.5	PM2.5 Total	Bio- CO2	NBio- CO2	Total CO2	CH4	N2O	CO2e
Year	tons/yr										MT/yr					
2022	0.4289	4.1016	2.9141	0.0103	0.1093	0.1491	0.2584	0.0362	0.1372	0.1734	0.0000	917.1965	917.1965	0.2521	0.0000	923.4985
2023	0.5026	4.2215	3.6566	0.0134	0.1078	0.1462	0.2539	0.0290	0.1346	0.1636	0.0000	1,197.1096	1,197.1096	0.3256	0.0000	1,205.2489
2024	0.0361	0.3065	0.2485	8.7000e-004	6.4100e-003	0.0116	0.0180	1.6000e-003	0.0106	0.0122	0.0000	76.9160	76.9160	0.0221	0.0000	77.4685
Maximum	0.5026	4.2215	3.6566	0.0134	0.1093	0.1491	0.2584	0.0362	0.1372	0.1734	0.0000	1,197.1096	1,197.1096	0.3256	0.0000	1,205.2489

CalEEMod Version: CalEEMod.2016.3.2

Page 25 of 125

Date: 2/11/2021 2:24 PM

Estrella Substation and Paso Robles Area Reinforcement Project - San Luis Obispo County, Annual

	ROG	NOx	CO	SO2	Fugitive PM10	Exhaust PM10	PM10 Total	Fugitive PM2.5	Exhaust PM2.5	PM2.5 Total	Bio- CO2	NBio-CO2	Total CO2	CH4	N2O	CO2e
Percent Reduction	0.00	0.00	0.00	0.00	23.45	0.00	11.44	28.69	0.00	7.15	0.00	0.00	0.00	0.00	0.00	0.00

Quarter	Start Date	End Date	Maximum Unmitigated ROG + NOX (tons/quarter)	Maximum Mitigated ROG + NOX (tons/quarter)
1	6-1-2022	8-31-2022	0.7233	0.7233
2	9-1-2022	11-30-2022	2.7929	2.7929
3	12-1-2022	2-28-2023	2.6194	2.6194
4	3-1-2023	5-31-2023	0.9644	0.9644
5	6-1-2023	8-31-2023	0.7378	0.7378
6	9-1-2023	11-30-2023	1.0499	1.0499
7	12-1-2023	2-29-2024	0.6675	0.6675
		Highest	2.7929	2.7929

CalEEMod Version: CalEEMod.2016.3.2

Page 26 of 125

Date: 2/11/2021 2:24 PM

Estrella Substation and Paso Robles Area Reinforcement Project - San Luis Obispo County, Annual

2.2 Overall Operational**Unmitigated Operational**

	ROG	NOx	CO	SO2	Fugitive PM10	Exhaust PM10	PM10 Total	Fugitive PM2.5	Exhaust PM2.5	PM2.5 Total	Bio- CO2	NBio- CO2	Total CO2	CH4	N2O	CO2e
Category	tons/yr										MT/yr					
Area	27.9120	1.0900e-003	0.1202	1.0000e-005		4.3000e-004	4.3000e-004		4.3000e-004	4.3000e-004	0.0000	0.2340	0.2340	6.1000e-004	0.0000	0.2493
Energy	7.7000e-004	7.0000e-003	5.8800e-003	4.0000e-005		5.3000e-004	5.3000e-004		5.3000e-004	5.3000e-004	0.0000	69.9728	69.9728	2.9700e-003	7.2000e-004	70.2624
Mobile	0.0000	0.0000	0.0000	0.0000	0.0000	0.0000	0.0000	0.0000	0.0000	0.0000	0.0000	0.0000	0.0000	0.0000	0.0000	0.0000
Offroad	3.4800e-003	0.0236	0.0230	9.0000e-005		8.4000e-004	8.4000e-004		7.8000e-004	7.8000e-004	0.0000	8.2886	8.2886	2.6800e-003	0.0000	8.3556
Waste						0.0000	0.0000		0.0000	0.0000	0.0000	0.0000	0.0000	0.0000	0.0000	0.0000
Water						0.0000	0.0000		0.0000	0.0000	0.0000	0.0000	0.0000	0.0000	0.0000	0.0000
Total	27.9162	0.0317	0.1490	1.4000e-004	0.0000	1.8000e-003	1.8000e-003	0.0000	1.7400e-003	1.7400e-003	0.0000	78.4954	78.4954	6.2600e-003	7.2000e-004	78.8673

CalEEMod Version: CalEEMod.2016.3.2

Page 27 of 125

Date: 2/11/2021 2:24 PM

Estrella Substation and Paso Robles Area Reinforcement Project - San Luis Obispo County, Annual

2.2 Overall Operational**Mitigated Operational**

	ROG	NOx	CO	SO2	Fugitive PM10	Exhaust PM10	PM10 Total	Fugitive PM2.5	Exhaust PM2.5	PM2.5 Total	Bio- CO2	NBio- CO2	Total CO2	CH4	N2O	CO2e
Category	tons/yr										MT/yr					
Area	27.9120	1.0900e-003	0.1202	1.0000e-005		4.3000e-004	4.3000e-004		4.3000e-004	4.3000e-004	0.0000	0.2340	0.2340	6.1000e-004	0.0000	0.2493
Energy	7.7000e-004	7.0000e-003	5.8800e-003	4.0000e-005		5.3000e-004	5.3000e-004		5.3000e-004	5.3000e-004	0.0000	69.9728	69.9728	2.9700e-003	7.2000e-004	70.2624
Mobile	0.0000	0.0000	0.0000	0.0000	0.0000	0.0000	0.0000	0.0000	0.0000	0.0000	0.0000	0.0000	0.0000	0.0000	0.0000	0.0000
Offroad	3.4800e-003	0.0236	0.0230	9.0000e-005		8.4000e-004	8.4000e-004		7.8000e-004	7.8000e-004	0.0000	8.2886	8.2886	2.6800e-003	0.0000	8.3556
Waste						0.0000	0.0000		0.0000	0.0000	0.0000	0.0000	0.0000	0.0000	0.0000	0.0000
Water						0.0000	0.0000		0.0000	0.0000	0.0000	0.0000	0.0000	0.0000	0.0000	0.0000
Total	27.9162	0.0317	0.1490	1.4000e-004	0.0000	1.8000e-003	1.8000e-003	0.0000	1.7400e-003	1.7400e-003	0.0000	78.4954	78.4954	6.2600e-003	7.2000e-004	78.8673

	ROG	NOx	CO	SO2	Fugitive PM10	Exhaust PM10	PM10 Total	Fugitive PM2.5	Exhaust PM2.5	PM2.5 Total	Bio- CO2	NBio- CO2	Total CO2	CH4	N2O	CO2e
Percent Reduction	0.00	0.00	0.00	0.00	0.00	0.00	0.00	0.00	0.00	0.00	0.00	0.00	0.00	0.00	0.00	0.00

3.0 Construction Detail**Construction Phase**

Phase Number	Phase Name	Phase Type	Start Date	End Date	Num Days Week	Num Days	Phase Description
1	230-kV Transmission Site Work Area Preparation Mobilization	Site Preparation	6/1/2022	6/14/2022	6	12	

CalEEMod Version: CalEEMod.2016.3.2

Page 28 of 125

Date: 2/11/2021 2:24 PM

Estrella Substation and Paso Robles Area Reinforcement Project - San Luis Obispo County, Annual

2	230-kV Transmission Foundation Tower Installation Remove two towers	Building Construction	6/15/2022	8/9/2022	6	48
3	Reconductoring Segment Site Development Mobilization	Site Preparation	8/1/2022	8/13/2022	6	12
4	Reconductoring Segment Pole Installation Transfer Distribution Pole Removal	Building Construction	8/15/2022	2/18/2023	6	144
5	230-kV Substation Access Roads	Site Preparation	9/1/2022	9/14/2022	6	12
6	230-kV Substation Site Prep Grading Entrance Road Culverts Mobilization	Grading	9/15/2022	10/12/2022	6	24
7	230-kV Substation Fence and Gate Installation	Building Construction	10/8/2022	10/21/2022	6	12
8	Reconductoring Segment Conductor Installation	Building Construction	10/10/2022	2/28/2023	6	120
9	230-kV Substation Foundation Construction	Building Construction	10/15/2022	11/25/2022	6	36
10	70-kV Substation Mobilization	Site Preparation	10/18/2022	10/30/2022	6	12
11	70-kV Substation Foundation Construction	Building Construction	11/1/2022	12/31/2022	6	48
12	70-kV Substation Ground Grid Conduit Installation	Building Construction	11/1/2022	12/31/2022	6	48
13	230-kV Substation Ground Grid Conduit Installation	Building Construction	11/15/2022	12/12/2022	6	24
14	230-kV Substation Steel Bus Erection	Building Construction	12/9/2022	1/5/2023	6	24
15	230-kV Substation Install Yard Rock	Building Construction	12/23/2022	1/12/2023	6	18
16	70-kV Substation Steel Bus Erection	Building Construction	1/1/2023	1/31/2023	6	24
17	230-kV Substation Transformer & Equip Delivery & Installation	Building Construction	1/2/2023	2/4/2023	6	30
18	230-kV Substation Control Enclosure Delivery and Install	Building Construction	1/6/2023	1/19/2023	6	12
19	230-kV Substation Remaining Equipment Delivery and Install	Building Construction	1/13/2023	2/11/2023	6	24
20	230-kV Transmission Conductor	Building Construction	1/25/2023	1/31/2023	6	6
21	70-kV Substation Equip Delivery & Installation	Building Construction	2/1/2023	2/21/2023	6	18
22	70-kV Substation Control Enclosure Delivery and Install	Building Construction	2/1/2023	2/7/2023	6	6

CalEEMod Version: CalEEMod.2016.3.2

Page 29 of 125

Date: 2/11/2021 2:24 PM

Estrella Substation and Paso Robles Area Reinforcement Project - San Luis Obispo County, Annual

23	230-kV Transmission Site Clean-up and Restoration	Building Construction	2/1/2023	2/7/2023	6	6
24	230-kV Substation Cable Installation and Termination	Building Construction	2/1/2023	2/14/2023	6	12
25	230-kV Substation Testing and Commissioning	Building Construction	2/11/2023	3/17/2023	6	30
26	70-kV Substation Cable Installation and Termination	Building Construction	2/22/2023	3/14/2023	6	18
27	70-kV Power Line Site Development Mobilization	Site Preparation	3/1/2023	3/14/2023	6	12
28	Reconductoring Segment Clean-up and Restoration	Site Preparation	3/1/2023	3/14/2023	6	12
29	70-kV Power Line Pole Tower Installation	Building Construction	3/1/2023	11/30/2023	6	216
30	70-kV Substation Install Yard Rock	Building Construction	3/1/2023	3/14/2023	6	12
31	230-kV Substation Cleanup and Restoration	Site Preparation	3/11/2023	3/31/2023	6	18
32	70-kV Cleanup and Restoration	Site Preparation	3/15/2023	3/28/2023	6	12
33	70-kV Substation Testing and Commissioning	Building Construction	4/1/2023	5/31/2023	6	48
34	70-kV Power Line Conductor Installation	Building Construction	11/1/2023	1/31/2024	6	72
35	70-kV Power Line Clean-up and Restoration	Site Preparation	2/1/2024	2/14/2024	6	12

Acres of Grading (Site Preparation Phase): 0**Acres of Grading (Grading Phase): 0****Acres of Paving: 0****Residential Indoor: 0; Residential Outdoor: 0; Non-Residential Indoor: 0; Non-Residential Outdoor: 0; Striped Parking Area: 0 (Architectural Coating – sqft)****OffRoad Equipment**

Phase Name	Offroad Equipment Type	Amount	Usage Hours	Horse Power	Load Factor
230-kV Transmission Site Work Area Preparation Mobilization	Graders	1	6.00	187	0.41
230-kV Transmission Site Work Area Preparation Mobilization	Tractors/Loaders/Backhoes	1	6.00	97	0.37

CalEEMod Version: CalEEMod.2016.3.2

Page 30 of 125

Date: 2/11/2021 2:24 PM

Estrella Substation and Paso Robles Area Reinforcement Project - San Luis Obispo County, Annual

230-kV Transmission Foundation Tower Installation Remove two towers	Bore/Drill Rigs	1	1.00	221	0.50
230-kV Transmission Foundation Tower Installation Remove two towers	Cranes	3	5.30	231	0.29
230-kV Transmission Foundation Tower Installation Remove two towers	Forklifts	3	2.60	89	0.20
230-kV Transmission Foundation Tower Installation Remove two towers	Off-Highway Trucks	2	3.50	402	0.38
230-kV Transmission Foundation Tower Installation Remove two towers	Off-Highway Trucks	1	0.80	402	0.38
230-kV Transmission Foundation Tower Installation Remove two towers	Off-Highway Trucks	2	2.60	402	0.38
230-kV Transmission Foundation Tower Installation Remove two towers	Tractors/Loaders/Backhoes	1	0.50	97	0.37
Reconductoring Segment Site Development Mobilization	Graders	1	6.00	187	0.41
Reconductoring Segment Site Development Mobilization	Tractors/Loaders/Backhoes	1	4.00	97	0.37
Reconductoring Segment Pole Installation Transfer Distribution Pole Removal	Bore/Drill Rigs	1	6.00	221	0.50
Reconductoring Segment Pole Installation Transfer Distribution Pole Removal	Cranes	3	6.00	231	0.29
Reconductoring Segment Pole Installation Transfer Distribution Pole Removal	Cranes	1	1.00	231	0.29
Reconductoring Segment Pole Installation Transfer Distribution Pole Removal	Off-Highway Trucks	2	3.00	402	0.38
Reconductoring Segment Pole Installation Transfer Distribution Pole Removal	Off-Highway Trucks	2	2.00	402	0.38
230-kV Substation Access Roads	Off-Highway Trucks	2	8.00	402	0.38
230-kV Substation Access Roads	Tractors/Loaders/Backhoes	2	8.00	97	0.37
230-kV Substation Site Prep Grading Entrance Road Culverts Mobilization	Graders	1	8.00	187	0.41
230-kV Substation Site Prep Grading Entrance Road Culverts Mobilization	Off-Highway Trucks	4	10.00	402	0.38
230-kV Substation Site Prep Grading Entrance Road Culverts Mobilization	Off-Highway Trucks	2	10.00	402	0.38
230-kV Substation Site Prep Grading Entrance Road Culverts Mobilization	Rollers	2	8.00	80	0.38

CalEEMod Version: CalEEMod.2016.3.2

Page 31 of 125

Date: 2/11/2021 2:24 PM

Estrella Substation and Paso Robles Area Reinforcement Project - San Luis Obispo County, Annual

230-kV Substation Site Prep Grading Entrance Road Culverts Mobilization	Rubber Tired Dozers	1	8.00	247	0.40
230-kV Substation Site Prep Grading Entrance Road Culverts Mobilization	Rubber Tired Loaders	1	8.00	203	0.36
230-kV Substation Site Prep Grading Entrance Road Culverts Mobilization	Scrapers	1	8.00	367	0.48
230-kV Substation Fence and Gate Installation	Skid Steer Loaders	1	4.00	65	0.37
Reconductoring Segment Conductor Installation	Forklifts	1	3.00	89	0.20
Reconductoring Segment Conductor Installation	Off-Highway Trucks	2	6.00	402	0.38
Reconductoring Segment Conductor Installation	Off-Highway Trucks	2	6.00	402	0.38
Reconductoring Segment Conductor Installation	Off-Highway Trucks	2	4.00	402	0.38
Reconductoring Segment Conductor Installation	Off-Highway Trucks	1	6.00	402	0.38
Reconductoring Segment Conductor Installation	Other General Industrial Equipment	1	6.00	88	0.34
Reconductoring Segment Conductor Installation	Other General Industrial Equipment	1	6.00	88	0.34
230-kV Substation Foundation Construction	Bore/Drill Rigs	1	8.00	221	0.50
230-kV Substation Foundation Construction	Cranes	1	5.00	231	0.29
230-kV Substation Foundation Construction	Tractors/Loaders/Backhoes	1	5.00	97	0.37
70-kV Substation Mobilization	Graders	1	4.00	187	0.41
70-kV Substation Mobilization	Tractors/Loaders/Backhoes	1	4.00	97	0.37
70-kV Substation Foundation Construction	Bore/Drill Rigs	1	8.00	221	0.50
70-kV Substation Foundation Construction	Tractors/Loaders/Backhoes	1	8.00	97	0.37
70-kV Substation Foundation Construction	Trenchers	1	8.00	78	0.50
70-kV Substation Ground Grid Conduit Installation	Tractors/Loaders/Backhoes	1	6.00	97	0.37
70-kV Substation Ground Grid Conduit Installation	Trenchers	1	6.00	78	0.50
230-kV Substation Ground Grid Conduit Installation	Trenchers	1	8.00	78	0.50

CalEEMod Version: CalEEMod.2016.3.2

Page 32 of 125

Date: 2/11/2021 2:24 PM

Estrella Substation and Paso Robles Area Reinforcement Project - San Luis Obispo County, Annual

230-kV Substation Steel Bus Erection	Aerial Lifts	1	6.00	62	0.31
230-kV Substation Steel Bus Erection	Off-Highway Trucks	1	8.00	402	0.38
230-kV Substation Install Yard Rock	Off-Highway Trucks	1	10.00	402	0.38
230-kV Substation Install Yard Rock	Skid Steer Loaders	1	10.00	65	0.37
70-kV Substation Steel Bus Erection	Aerial Lifts	2	8.00	62	0.31
70-kV Substation Steel Bus Erection	Off-Highway Trucks	2	6.00	402	0.38
230-kV Substation Transformer & Equip Delivery & Installation	Generator Sets	1	5.00	84	0.74
230-kV Substation Transformer & Equip Delivery & Installation	Off-Highway Trucks	2	10.00	402	0.38
230-kV Substation Transformer & Equip Delivery & Installation	Off-Highway Trucks	1	4.80	402	0.38
230-kV Substation Transformer & Equip Delivery & Installation	Tractors/Loaders/Backhoes	1	4.00	97	0.37
230-kV Substation Control Enclosure Delivery and Install	Cranes	1	6.00	231	0.29
230-kV Substation Remaining Equipment Delivery and Install	Off-Highway Trucks	1	6.00	402	0.38
230-kV Transmission Conductor	Cranes	3	6.00	231	0.29
230-kV Transmission Conductor	Off-Highway Trucks	2	4.00	402	0.38
230-kV Transmission Conductor	Off-Highway Trucks	2	4.00	402	0.38
70-kV Substation Equip Delivery & Installation	Aerial Lifts	2	4.00	62	0.31
70-kV Substation Equip Delivery & Installation	Off-Highway Trucks	1	5.30	402	0.38
70-kV Substation Control Enclosure Delivery and Install	Off-Highway Trucks	0	0.00	402	0.38
230-kV Transmission Site Clean-up and Restoration	Graders	1	8.00	187	0.41
230-kV Transmission Site Clean-up and Restoration	Tractors/Loaders/Backhoes	1	4.00	97	0.37
230-kV Substation Cable Installation and Termination	Aerial Lifts	1	8.00	62	0.31
230-kV Substation Testing and Commissioning	Off-Highway Trucks	0	0.00	402	0.38
70-kV Substation Cable Installation and Termination	Off-Highway Trucks	0	0.00	402	0.38

CalEEMod Version: CalEEMod.2016.3.2

Page 33 of 125

Date: 2/11/2021 2:24 PM

Estrella Substation and Paso Robles Area Reinforcement Project - San Luis Obispo County, Annual

70-kV Power Line Site Development Mobilization	Graders	2	6.00	187	0.41
70-kV Power Line Site Development Mobilization	Tractors/Loaders/Backhoes	1	4.00	97	0.37
Reconductoring Segment Clean-up and Restoration	Graders	1	6.00	187	0.41
Reconductoring Segment Clean-up and Restoration	Tractors/Loaders/Backhoes	1	4.00	97	0.37
70-kV Power Line Pole Tower Installation	Cranes	1	4.00	231	0.29
70-kV Power Line Pole Tower Installation	Off-Highway Trucks	3	4.00	402	0.38
70-kV Power Line Pole Tower Installation	Off-Highway Trucks	3	4.00	402	0.38
70-kV Power Line Pole Tower Installation	Tractors/Loaders/Backhoes	2	4.00	97	0.37
70-kV Power Line Pole Tower Installation	Tractors/Loaders/Backhoes	1	4.00	97	0.37
70-kV Substation Install Yard Rock	Off-Highway Trucks	1	8.00	402	0.38
70-kV Substation Install Yard Rock	Skid Steer Loaders	1	8.00	65	0.37
70-kV Substation Install Yard Rock	Tractors/Loaders/Backhoes	1	8.00	97	0.37
230-kV Substation Cleanup and Restoration	Other General Industrial Equipment	1	6.00	88	0.34
230-kV Substation Cleanup and Restoration	Tractors/Loaders/Backhoes	1	6.00	97	0.37
70-kV Cleanup and Restoration	Off-Highway Trucks	0	0.00	402	0.38
70-kV Substation Testing and Commissioning	Off-Highway Trucks	0	0.00	402	0.38
70-kV Power Line Conductor Installation	Cranes	3	6.00	231	0.29
70-kV Power Line Conductor Installation	Forklifts	1	3.00	89	0.20
70-kV Power Line Conductor Installation	Off-Highway Trucks	3	4.00	402	0.38
70-kV Power Line Conductor Installation	Off-Highway Trucks	1	6.00	402	0.38
70-kV Power Line Conductor Installation	Off-Highway Trucks	2	2.00	402	0.38
70-kV Power Line Conductor Installation	Other General Industrial Equipment	1	6.00	88	0.34
70-kV Power Line Conductor Installation	Other General Industrial Equipment	1	6.00	88	0.34
70-kV Power Line Clean-up and Restoration	Graders	1	6.00	187	0.41
70-kV Power Line Clean-up and Restoration	Tractors/Loaders/Backhoes	1	4.00	97	0.37

CalEEMod Version: CalEEMod.2016.3.2

Page 34 of 125

Date: 2/11/2021 2:24 PM

Estrella Substation and Paso Robles Area Reinforcement Project - San Luis Obispo County, Annual

Trips and VMT

Phase Name	Offroad Equipment Count	Worker Trip Number	Vendor Trip Number	Hauling Trip Number	Worker Trip Length	Vendor Trip Length	Hauling Trip Length	Worker Vehicle Class	Vendor Vehicle Class	Hauling Vehicle Class
230-kV Transmission Site/Work Area Prepar.	2	22.00	11.00	104.00	10.00	13.00	20.00	LD_Mix	HDT_Mix	HHDT
230-kV Transmission Foundation/Tower Install	13	30.00	12.00	0.00	10.00	13.00	20.00	LD_Mix	HDT_Mix	HHDT
Reconductoring Segment/Site Development	2	18.00	10.00	0.00	7.67	13.00	20.00	LD_Mix	HDT_Mix	HHDT
Reconductoring Segment/Site Installation	9	38.00	13.00	0.00	6.32	13.00	20.00	LD_Mix	HDT_Mix	HHDT
230-kV Substation Access Roads	4	24.00	33.00	0.00	8.45	1.90	20.00	LD_Mix	HDT_Mix	HHDT
230-kV Substation Site Area Grading/Entrance	12	26.00	30.00	393.00	7.85	1.20	20.00	LD_Mix	HDT_Mix	HHDT
230-kV Substation Fence and Gate Install	1	18.00	30.00	0.00	5.87	1.85	20.00	LD_Mix	HDT_Mix	HHDT
Reconductoring Segment/Conductor Install	10	28.00	10.00	0.00	7.50	13.00	20.00	LD_Mix	HDT_Mix	HHDT
230-kV Substation Foundation Construction	3	22.00	31.00	0.00	8.38	1.85	20.00	LD_Mix	HDT_Mix	HHDT
70-kV Substation Mobilization	2	16.00	6.00	0.00	7.68	13.00	20.00	LD_Mix	HDT_Mix	HHDT
70-kV Substation Foundation Construction	3	22.00	13.00	0.00	8.45	13.00	20.00	LD_Mix	HDT_Mix	HHDT
70-kV Substation Ground Grid/Conduit Install	2	12.00	9.00	0.00	8.45	13.00	20.00	LD_Mix	HDT_Mix	HHDT
230-kV Substation Ground Grid/Conduit Install	1	12.00	29.00	0.00	9.15	0.91	20.00	LD_Mix	HDT_Mix	HHDT
230-kV Substation Steel Bus Erection	2	12.00	30.00	0.00	9.56	1.20	20.00	LD_Mix	HDT_Mix	HHDT
230-kV Substation Install/Steel Bus	2	18.00	45.00	0.00	8.97	8.68	20.00	LD_Mix	HDT_Mix	HHDT
70-kV Substation Steel Bus Erection	4	14.00	9.00	0.00	7.34	13.00	20.00	LD_Mix	HDT_Mix	HHDT
230-kV Substation Transformer & Equipment	5	18.00	30.00	0.00	8.52	1.15	20.00	LD_Mix	HDT_Mix	HHDT
230-kV Substation Control Enclosure Delivery	1	12.00	2.00	0.00	10.00	13.00	20.00	LD_Mix	HDT_Mix	HHDT
230-kV Substation Remaining Environment	1	9.00	28.00	0.00	10.00	1.34	20.00	LD_Mix	HDT_Mix	HHDT
230-kV Transmission Conductor	7	38.00	11.00	0.00	10.00	13.00	20.00	LD_Mix	HDT_Mix	HHDT
70-kV Substation Equipment Delivery & Install	3	16.00	12.00	0.00	7.68	13.00	20.00	LD_Mix	HDT_Mix	HHDT
70-kV Substation Control Enclosure Delivery	0	12.00	2.00	0.00	9.23	13.00	20.00	LD_Mix	HDT_Mix	HHDT
230-kV Transmission Site Clean-up and Rest	2	14.00	9.00	0.00	10.00	13.00	20.00	LD_Mix	HDT_Mix	HHDT

CalEEMod Version: CalEEMod.2016.3.2

Page 35 of 125

Date: 2/11/2021 2:24 PM

Estrella Substation and Paso Robles Area Reinforcement Project - San Luis Obispo County, Annual

230-kV Substation Cable Installation and T	1	10.00	3.00	0.00	10.00	13.00	20.00	LD_Mix	HDT_Mix	HHDT
230-kV Substation Testing and Commissi	0	12.00	26.00	0.00	6.79	13.00	20.00	LD_Mix	HDT_Mix	HHDT
70-kV Substation Cable Installation and T	0	12.00	3.00	0.00	6.72	13.00	20.00	LD_Mix	HDT_Mix	HHDT
70-kV Power Line Site Development, Mobilizati	3	20.00	10.00	0.00	8.68	13.00	20.00	LD_Mix	HDT_Mix	HHDT
Reconductoring	2	16.00	5.00	0.00	8.25	13.00	20.00	LD_Mix	HDT_Mix	HHDT
Segment Cleanup and										
70-kV Power Line Pole Tower Installation	10	41.00	15.00	0.00	8.15	13.00	20.00	LD_Mix	HDT_Mix	HHDT
70-kV Substation Install Yard Bulk	3	12.00	16.00	0.00	10.00	13.00	20.00	LD_Mix	HDT_Mix	HHDT
230-kV Substation Cleanup and Restoration	2	8.00	29.00	0.00	7.68	13.00	20.00	LD_Mix	HDT_Mix	HHDT
70-kV Cleanup and Restoration	0	10.00	0.00	0.00	8.14	13.00	20.00	LD_Mix	HDT_Mix	HHDT
70-kV Substation Testing and Commissi	0	12.00	2.00	0.00	8.45	13.00	20.00	LD_Mix	HDT_Mix	HHDT
70-kV Power Line Conductor Installation	12	32.00	10.00	0.00	8.56	13.00	20.00	LD_Mix	HDT_Mix	HHDT
70-kV Power Line Cleanup and Restorat	2	16.00	7.00	0.00	9.18	13.00	20.00	LD_Mix	HDT_Mix	HHDT

3.1 Mitigation Measures Construction

Water Exposed Area

CalEEMod Version: CalEEMod.2016.3.2

Page 36 of 125

Date: 2/11/2021 2:24 PM

Estrella Substation and Paso Robles Area Reinforcement Project - San Luis Obispo County, Annual

3.2 230-kV Transmission Site Work Area Preparation Mobilization - 2022

Unmitigated Construction On-Site

	ROG	NOx	CO	SO2	Fugitive PM10	Exhaust PM10	PM10 Total	Fugitive PM2.5	Exhaust PM2.5	PM2.5 Total	Bio- CO2	NBio- CO2	Total CO2	CH4	N2O	CO2e
Category	tons/yr										MT/yr					
Fugitive Dust					4.8500e-003	0.0000	4.8500e-003	5.3000e-004	0.0000	5.3000e-004	0.0000	0.0000	0.0000	0.0000	0.0000	0.0000
Off-Road	2.6100e-003	0.0312	0.0178	4.0000e-005		1.1600e-003	1.1600e-003		1.0700e-003	1.0700e-003	0.0000	3.8477	3.8477	1.2400e-003	0.0000	3.8788
Total	2.6100e-003	0.0312	0.0178	4.0000e-005	4.8500e-003	1.1600e-003	6.0100e-003	5.3000e-004	1.0700e-003	1.6000e-003	0.0000	3.8477	3.8477	1.2400e-003	0.0000	3.8788

Unmitigated Construction Off-Site

	ROG	NOx	CO	SO2	Fugitive PM10	Exhaust PM10	PM10 Total	Fugitive PM2.5	Exhaust PM2.5	PM2.5 Total	Bio- CO2	NBio- CO2	Total CO2	CH4	N2O	CO2e
Category	tons/yr										MT/yr					
Hauling	3.9000e-004	0.0140	3.3400e-003	4.0000e-005	8.9000e-004	6.0000e-005	9.4000e-004	2.4000e-004	5.0000e-005	3.0000e-004	0.0000	3.9082	3.9082	2.3000e-004	0.0000	3.9140
Vendor	3.3000e-004	9.5800e-003	2.6400e-003	3.0000e-005	7.8000e-004	4.0000e-005	8.1000e-004	2.2000e-004	3.0000e-005	2.6000e-004	0.0000	2.7704	2.7704	1.2000e-004	0.0000	2.7734
Worker	4.2000e-004	3.4000e-004	3.0500e-003	1.0000e-005	9.8000e-004	1.0000e-005	9.8000e-004	2.6000e-004	1.0000e-005	2.7000e-004	0.0000	0.7675	0.7675	2.0000e-005	0.0000	0.7681
Total	1.1400e-003	0.0239	9.0300e-003	8.0000e-005	2.6500e-003	1.1000e-004	2.7300e-003	7.2000e-004	9.0000e-005	8.3000e-004	0.0000	7.4460	7.4460	3.7000e-004	0.0000	7.4554

CalEEMod Version: CalEEMod.2016.3.2

Page 37 of 125

Date: 2/11/2021 2:24 PM

Estrella Substation and Paso Robles Area Reinforcement Project - San Luis Obispo County, Annual

3.2 230-kV Transmission Site Work Area Preparation Mobilization - 2022

Mitigated Construction On-Site

	ROG	NOx	CO	SO2	Fugitive PM10	Exhaust PM10	PM10 Total	Fugitive PM2.5	Exhaust PM2.5	PM2.5 Total	Bio- CO2	NBio- CO2	Total CO2	CH4	N2O	CO2e
Category	tons/yr										MT/yr					
Fugitive Dust					1.8900e-003	0.0000	1.8900e-003	2.1000e-004	0.0000	2.1000e-004	0.0000	0.0000	0.0000	0.0000	0.0000	0.0000
Off-Road	2.6100e-003	0.0312	0.0178	4.0000e-005		1.1600e-003	1.1600e-003		1.0700e-003	1.0700e-003	0.0000	3.8477	3.8477	1.2400e-003	0.0000	3.8788
Total	2.6100e-003	0.0312	0.0178	4.0000e-005	1.8900e-003	1.1600e-003	3.0500e-003	2.1000e-004	1.0700e-003	1.2800e-003	0.0000	3.8477	3.8477	1.2400e-003	0.0000	3.8788

Mitigated Construction Off-Site

	ROG	NOx	CO	SO2	Fugitive PM10	Exhaust PM10	PM10 Total	Fugitive PM2.5	Exhaust PM2.5	PM2.5 Total	Bio- CO2	NBio- CO2	Total CO2	CH4	N2O	CO2e
Category	tons/yr										MT/yr					
Hauling	3.9000e-004	0.0140	3.3400e-003	4.0000e-005	8.9000e-004	6.0000e-005	9.4000e-004	2.4000e-004	5.0000e-005	3.0000e-004	0.0000	3.9082	3.9082	2.3000e-004	0.0000	3.9140
Vendor	3.3000e-004	9.5800e-003	2.6400e-003	3.0000e-005	7.8000e-004	4.0000e-005	8.1000e-004	2.2000e-004	3.0000e-005	2.6000e-004	0.0000	2.7704	2.7704	1.2000e-004	0.0000	2.7734
Worker	4.2000e-004	3.4000e-004	3.0500e-003	1.0000e-005	9.8000e-004	1.0000e-005	9.8000e-004	2.6000e-004	1.0000e-005	2.7000e-004	0.0000	0.7675	0.7675	2.0000e-005	0.0000	0.7681
Total	1.1400e-003	0.0239	9.0300e-003	8.0000e-005	2.6500e-003	1.1000e-004	2.7300e-003	7.2000e-004	9.0000e-005	8.3000e-004	0.0000	7.4460	7.4460	3.7000e-004	0.0000	7.4554

CalEEMod Version: CalEEMod.2016.3.2

Page 38 of 125

Date: 2/11/2021 2:24 PM

Estrella Substation and Paso Robles Area Reinforcement Project - San Luis Obispo County, Annual

3.3 230-kV Transmission Foundation Tower Installation Remove two towers - 2022

Unmitigated Construction On-Site

	ROG	NOx	CO	SO2	Fugitive PM10	Exhaust PM10	PM10 Total	Fugitive PM2.5	Exhaust PM2.5	PM2.5 Total	Bio- CO2	NBio- CO2	Total CO2	CH4	N2O	CO2e
Category	tons/yr										MT/yr					
Off-Road	0.0420	0.3901	0.2577	8.6000e-004		0.0160	0.0160		0.0147	0.0147	0.0000	75.4715	75.4715	0.0244	0.0000	76.0817
Total	0.0420	0.3901	0.2577	8.6000e-004		0.0160	0.0160		0.0147	0.0147	0.0000	75.4715	75.4715	0.0244	0.0000	76.0817

Unmitigated Construction Off-Site

	ROG	NOx	CO	SO2	Fugitive PM10	Exhaust PM10	PM10 Total	Fugitive PM2.5	Exhaust PM2.5	PM2.5 Total	Bio- CO2	NBio- CO2	Total CO2	CH4	N2O	CO2e
Category	tons/yr										MT/yr					
Hauling	0.0000	0.0000	0.0000	0.0000	0.0000	0.0000	0.0000	0.0000	0.0000	0.0000	0.0000	0.0000	0.0000	0.0000	0.0000	0.0000
Vendor	1.4200e-003	0.0418	0.0115	1.3000e-004	3.3900e-003	1.6000e-004	3.5500e-003	9.8000e-004	1.5000e-004	1.1300e-003	0.0000	12.0888	12.0888	5.3000e-004	0.0000	12.1020
Worker	2.2700e-003	1.8300e-003	0.0167	5.0000e-005	5.3300e-003	3.0000e-005	5.3700e-003	1.4200e-003	3.0000e-005	1.4500e-003	0.0000	4.1864	4.1864	1.2000e-004	0.0000	4.1894
Total	3.6900e-003	0.0436	0.0282	1.8000e-004	8.7200e-003	1.9000e-004	8.9200e-003	2.4000e-003	1.8000e-004	2.5800e-003	0.0000	16.2752	16.2752	6.5000e-004	0.0000	16.2914

CalEEMod Version: CalEEMod.2016.3.2

Page 39 of 125

Date: 2/11/2021 2:24 PM

Estrella Substation and Paso Robles Area Reinforcement Project - San Luis Obispo County, Annual

3.3 230-kV Transmission Foundation Tower Installation Remove two towers - 2022

Mitigated Construction On-Site

	ROG	NOx	CO	SO2	Fugitive PM10	Exhaust PM10	PM10 Total	Fugitive PM2.5	Exhaust PM2.5	PM2.5 Total	Bio- CO2	NBio- CO2	Total CO2	CH4	N2O	CO2e
Category	tons/yr										MT/yr					
Off-Road	0.0420	0.3901	0.2577	8.6000e-004		0.0160	0.0160		0.0147	0.0147	0.0000	75.4714	75.4714	0.0244	0.0000	76.0816
Total	0.0420	0.3901	0.2577	8.6000e-004		0.0160	0.0160		0.0147	0.0147	0.0000	75.4714	75.4714	0.0244	0.0000	76.0816

Mitigated Construction Off-Site

	ROG	NOx	CO	SO2	Fugitive PM10	Exhaust PM10	PM10 Total	Fugitive PM2.5	Exhaust PM2.5	PM2.5 Total	Bio- CO2	NBio- CO2	Total CO2	CH4	N2O	CO2e
Category	tons/yr										MT/yr					
Hauling	0.0000	0.0000	0.0000	0.0000	0.0000	0.0000	0.0000	0.0000	0.0000	0.0000	0.0000	0.0000	0.0000	0.0000	0.0000	0.0000
Vendor	1.4200e-003	0.0418	0.0115	1.3000e-004	3.3900e-003	1.6000e-004	3.5500e-003	9.8000e-004	1.5000e-004	1.1300e-003	0.0000	12.0888	12.0888	5.3000e-004	0.0000	12.1020
Worker	2.2700e-003	1.8300e-003	0.0167	5.0000e-005	5.3300e-003	3.0000e-005	5.3700e-003	1.4200e-003	3.0000e-005	1.4500e-003	0.0000	4.1864	4.1864	1.2000e-004	0.0000	4.1894
Total	3.6900e-003	0.0436	0.0282	1.8000e-004	8.7200e-003	1.9000e-004	8.9200e-003	2.4000e-003	1.8000e-004	2.5800e-003	0.0000	16.2752	16.2752	6.5000e-004	0.0000	16.2914

CalEEMod Version: CalEEMod.2016.3.2

Page 40 of 125

Date: 2/11/2021 2:24 PM

Estrella Substation and Paso Robles Area Reinforcement Project - San Luis Obispo County, Annual

3.4 Reconductoring Segment Site Development Mobilization - 2022**Unmitigated Construction On-Site**

	ROG	NOx	CO	SO2	Fugitive PM10	Exhaust PM10	PM10 Total	Fugitive PM2.5	Exhaust PM2.5	PM2.5 Total	Bio- CO2	NBio- CO2	Total CO2	CH4	N2O	CO2e
Category	tons/yr										MT/yr					
Fugitive Dust					4.7700e-003	0.0000	4.7700e-003	5.2000e-004	0.0000	5.2000e-004	0.0000	0.0000	0.0000	0.0000	0.0000	0.0000
Off-Road	2.3600e-003	0.0287	0.0145	4.0000e-005		1.0200e-003	1.0200e-003		9.4000e-004	9.4000e-004	0.0000	3.4378	3.4378	1.1100e-003	0.0000	3.4656
Total	2.3600e-003	0.0287	0.0145	4.0000e-005	4.7700e-003	1.0200e-003	5.7900e-003	5.2000e-004	9.4000e-004	1.4600e-003	0.0000	3.4378	3.4378	1.1100e-003	0.0000	3.4656

Unmitigated Construction Off-Site

	ROG	NOx	CO	SO2	Fugitive PM10	Exhaust PM10	PM10 Total	Fugitive PM2.5	Exhaust PM2.5	PM2.5 Total	Bio- CO2	NBio- CO2	Total CO2	CH4	N2O	CO2e
Category	tons/yr										MT/yr					
Hauling	0.0000	0.0000	0.0000	0.0000	0.0000	0.0000	0.0000	0.0000	0.0000	0.0000	0.0000	0.0000	0.0000	0.0000	0.0000	0.0000
Vendor	3.0000e-004	8.7100e-003	2.4000e-003	3.0000e-005	7.1000e-004	3.0000e-005	7.4000e-004	2.0000e-004	3.0000e-005	2.4000e-004	0.0000	2.5185	2.5185	1.1000e-004	0.0000	2.5213
Worker	2.8000e-004	2.2000e-004	2.0400e-003	1.0000e-005	6.1000e-004	0.0000	6.2000e-004	1.6000e-004	0.0000	1.7000e-004	0.0000	0.4864	0.4864	1.0000e-005	0.0000	0.4868
Total	5.8000e-004	8.9300e-003	4.4400e-003	4.0000e-005	1.3200e-003	3.0000e-005	1.3600e-003	3.6000e-004	3.0000e-005	4.1000e-004	0.0000	3.0049	3.0049	1.2000e-004	0.0000	3.0081

CalEEMod Version: CalEEMod.2016.3.2

Page 41 of 125

Date: 2/11/2021 2:24 PM

Estrella Substation and Paso Robles Area Reinforcement Project - San Luis Obispo County, Annual

3.4 Reconductoring Segment Site Development Mobilization - 2022**Mitigated Construction On-Site**

	ROG	NOx	CO	SO2	Fugitive PM10	Exhaust PM10	PM10 Total	Fugitive PM2.5	Exhaust PM2.5	PM2.5 Total	Bio- CO2	NBio- CO2	Total CO2	CH4	N2O	CO2e
Category	tons/yr										MT/yr					
Fugitive Dust					1.8800e-003	0.0000	1.8800e-003	2.0000e-004	0.0000	2.0000e-004	0.0000	0.0000	0.0000	0.0000	0.0000	0.0000
Off-Road	2.3600e-003	0.0287	0.0145	4.0000e-005		1.0200e-003	1.0200e-003		9.4000e-004	9.4000e-004	0.0000	3.4378	3.4378	1.1100e-003	0.0000	3.4655
Total	2.3600e-003	0.0287	0.0145	4.0000e-005	1.8800e-003	1.0200e-003	2.8800e-003	2.0000e-004	9.4000e-004	1.1400e-003	0.0000	3.4378	3.4378	1.1100e-003	0.0000	3.4655

Mitigated Construction Off-Site

	ROG	NOx	CO	SO2	Fugitive PM10	Exhaust PM10	PM10 Total	Fugitive PM2.5	Exhaust PM2.5	PM2.5 Total	Bio- CO2	NBio- CO2	Total CO2	CH4	N2O	CO2e
Category	tons/yr										MT/yr					
Hauling	0.0000	0.0000	0.0000	0.0000	0.0000	0.0000	0.0000	0.0000	0.0000	0.0000	0.0000	0.0000	0.0000	0.0000	0.0000	0.0000
Vendor	3.0000e-004	8.7100e-003	2.4000e-003	3.0000e-005	7.1000e-004	3.0000e-005	7.4000e-004	2.0000e-004	3.0000e-005	2.4000e-004	0.0000	2.5185	2.5185	1.1000e-004	0.0000	2.5213
Worker	2.8000e-004	2.2000e-004	2.0400e-003	1.0000e-005	6.1000e-004	0.0000	6.2000e-004	1.6000e-004	0.0000	1.7000e-004	0.0000	0.4864	0.4864	1.0000e-005	0.0000	0.4868
Total	5.8000e-004	8.9300e-003	4.4400e-003	4.0000e-005	1.3200e-003	3.0000e-005	1.3600e-003	3.6000e-004	3.0000e-005	4.1000e-004	0.0000	3.0049	3.0049	1.2000e-004	0.0000	3.0081

CalEEMod Version: CalEEMod.2016.3.2

Page 42 of 125

Date: 2/11/2021 2:24 PM

Estrella Substation and Paso Robles Area Reinforcement Project - San Luis Obispo County, Annual

3.5 Reconductoring Segment Pole Installation Transfer Distribution Pole Removal - 2022

Unmitigated Construction On-Site

	ROG	NOx	CO	SO2	Fugitive PM10	Exhaust PM10	PM10 Total	Fugitive PM2.5	Exhaust PM2.5	PM2.5 Total	Bio- CO2	NBio- CO2	Total CO2	CH4	N2O	CO2e
Category	tons/yr										MT/yr					
Off-Road	0.1029	0.9993	0.6134	2.2400e-003		0.0390	0.0390		0.0359	0.0359	0.0000	196.5574	196.5574	0.0636	0.0000	198.1467
Total	0.1029	0.9993	0.6134	2.2400e-003		0.0390	0.0390		0.0359	0.0359	0.0000	196.5574	196.5574	0.0636	0.0000	198.1467

Unmitigated Construction Off-Site

	ROG	NOx	CO	SO2	Fugitive PM10	Exhaust PM10	PM10 Total	Fugitive PM2.5	Exhaust PM2.5	PM2.5 Total	Bio- CO2	NBio- CO2	Total CO2	CH4	N2O	CO2e
Category	tons/yr										MT/yr					
Hauling	0.0000	0.0000	0.0000	0.0000	0.0000	0.0000	0.0000	0.0000	0.0000	0.0000	0.0000	0.0000	0.0000	0.0000	0.0000	0.0000
Vendor	3.8500e-003	0.1132	0.0312	3.4000e-004	9.1800e-003	4.2000e-004	9.6100e-003	2.6500e-003	4.1000e-004	3.0600e-003	0.0000	32.7405	32.7405	1.4300e-003	0.0000	32.7762
Worker	5.2800e-003	3.9800e-003	0.0376	9.0000e-005	0.0107	7.0000e-005	0.0108	2.8400e-003	7.0000e-005	2.9100e-003	0.0000	8.5383	8.5383	2.6000e-004	0.0000	8.5449
Total	9.1300e-003	0.1172	0.0688	4.3000e-004	0.0199	4.9000e-004	0.0204	5.4900e-003	4.8000e-004	5.9700e-003	0.0000	41.2788	41.2788	1.6900e-003	0.0000	41.3211

CalEEMod Version: CalEEMod.2016.3.2

Page 43 of 125

Date: 2/11/2021 2:24 PM

Estrella Substation and Paso Robles Area Reinforcement Project - San Luis Obispo County, Annual

3.5 Reconductoring Segment Pole Installation Transfer Distribution Pole Removal - 2022

Mitigated Construction On-Site

	ROG	NOx	CO	SO2	Fugitive PM10	Exhaust PM10	PM10 Total	Fugitive PM2.5	Exhaust PM2.5	PM2.5 Total	Bio- CO2	NBio- CO2	Total CO2	CH4	N2O	CO2e
Category	tons/yr										MT/yr					
Off-Road	0.1029	0.9993	0.6134	2.2400e-003		0.0390	0.0390		0.0359	0.0359	0.0000	196.5572	196.5572	0.0636	0.0000	198.1464
Total	0.1029	0.9993	0.6134	2.2400e-003		0.0390	0.0390		0.0359	0.0359	0.0000	196.5572	196.5572	0.0636	0.0000	198.1464

Mitigated Construction Off-Site

	ROG	NOx	CO	SO2	Fugitive PM10	Exhaust PM10	PM10 Total	Fugitive PM2.5	Exhaust PM2.5	PM2.5 Total	Bio- CO2	NBio- CO2	Total CO2	CH4	N2O	CO2e
Category	tons/yr										MT/yr					
Hauling	0.0000	0.0000	0.0000	0.0000	0.0000	0.0000	0.0000	0.0000	0.0000	0.0000	0.0000	0.0000	0.0000	0.0000	0.0000	0.0000
Vendor	3.8500e-003	0.1132	0.0312	3.4000e-004	9.1800e-003	4.2000e-004	9.6100e-003	2.6500e-003	4.1000e-004	3.0600e-003	0.0000	32.7405	32.7405	1.4300e-003	0.0000	32.7762
Worker	5.2800e-003	3.9800e-003	0.0376	9.0000e-005	0.0107	7.0000e-005	0.0108	2.8400e-003	7.0000e-005	2.9100e-003	0.0000	8.5383	8.5383	2.8000e-004	0.0000	8.5449
Total	9.1300e-003	0.1172	0.0688	4.3000e-004	0.0199	4.9000e-004	0.0204	5.4900e-003	4.8000e-004	5.9700e-003	0.0000	41.2788	41.2788	1.6900e-003	0.0000	41.3211

CalEEMod Version: CalEEMod.2016.3.2

Page 44 of 125

Date: 2/11/2021 2:24 PM

Estrella Substation and Paso Robles Area Reinforcement Project - San Luis Obispo County, Annual

3.5 Reconductoring Segment Pole Installation Transfer Distribution Pole Removal - 2023

Unmitigated Construction On-Site

	ROG	NOx	CO	SO2	Fugitive PM10	Exhaust PM10	PM10 Total	Fugitive PM2.5	Exhaust PM2.5	PM2.5 Total	Bio- CO2	NBio- CO2	Total CO2	CH4	N2O	CO2e
Category	tons/yr										MT/yr					
Off-Road	0.0341	0.3161	0.2098	7.8000e-004		0.0124	0.0124		0.0114	0.0114	0.0000	68.8424	68.8424	0.0223	0.0000	69.3991
Total	0.0341	0.3161	0.2098	7.8000e-004		0.0124	0.0124		0.0114	0.0114	0.0000	68.8424	68.8424	0.0223	0.0000	69.3991

Unmitigated Construction Off-Site

	ROG	NOx	CO	SO2	Fugitive PM10	Exhaust PM10	PM10 Total	Fugitive PM2.5	Exhaust PM2.5	PM2.5 Total	Bio- CO2	NBio- CO2	Total CO2	CH4	N2O	CO2e
Category	tons/yr										MT/yr					
Hauling	0.0000	0.0000	0.0000	0.0000	0.0000	0.0000	0.0000	0.0000	0.0000	0.0000	0.0000	0.0000	0.0000	0.0000	0.0000	0.0000
Vendor	1.0100e-003	0.0305	9.6300e-003	1.2000e-004	3.2100e-003	7.0000e-005	3.2800e-003	9.3000e-004	7.0000e-005	9.9000e-004	0.0000	11.2417	11.2417	4.6000e-004	0.0000	11.2533
Worker	1.7300e-003	1.2500e-003	0.0120	3.0000e-005	3.7400e-003	2.0000e-005	3.7800e-003	9.9000e-004	2.0000e-005	1.0200e-003	0.0000	2.8766	2.8766	8.0000e-005	0.0000	2.8766
Total	2.7400e-003	0.0318	0.0216	1.5000e-004	6.9500e-003	9.0000e-005	7.0400e-003	1.9200e-003	9.0000e-005	2.0100e-003	0.0000	14.1183	14.1183	5.4000e-004	0.0000	14.1319

CalEEMod Version: CalEEMod.2016.3.2

Page 45 of 125

Date: 2/11/2021 2:24 PM

Estrella Substation and Paso Robles Area Reinforcement Project - San Luis Obispo County, Annual

3.5 Reconductoring Segment Pole Installation Transfer Distribution Pole Removal - 2023

Mitigated Construction On-Site

	ROG	NOx	CO	SO2	Fugitive PM10	Exhaust PM10	PM10 Total	Fugitive PM2.5	Exhaust PM2.5	PM2.5 Total	Bio- CO2	NBio- CO2	Total CO2	CH4	N2O	CO2e
Category	tons/yr										MT/yr					
Off-Road	0.0341	0.3161	0.2098	7.8000e-004		0.0124	0.0124		0.0114	0.0114	0.0000	68.8423	68.8423	0.0223	0.0000	69.3990
Total	0.0341	0.3161	0.2098	7.8000e-004		0.0124	0.0124		0.0114	0.0114	0.0000	68.8423	68.8423	0.0223	0.0000	69.3990

Mitigated Construction Off-Site

	ROG	NOx	CO	SO2	Fugitive PM10	Exhaust PM10	PM10 Total	Fugitive PM2.5	Exhaust PM2.5	PM2.5 Total	Bio- CO2	NBio- CO2	Total CO2	CH4	N2O	CO2e
Category	tons/yr										MT/yr					
Hauling	0.0000	0.0000	0.0000	0.0000	0.0000	0.0000	0.0000	0.0000	0.0000	0.0000	0.0000	0.0000	0.0000	0.0000	0.0000	0.0000
Vendor	1.0100e-003	0.0305	9.6300e-003	1.2000e-004	3.2100e-003	7.0000e-005	3.2800e-003	9.3000e-004	7.0000e-005	9.9000e-004	0.0000	11.2417	11.2417	4.6000e-004	0.0000	11.2533
Worker	1.7300e-003	1.2500e-003	0.0120	3.0000e-005	3.7400e-003	2.0000e-005	3.7800e-003	9.9000e-004	2.0000e-005	1.0200e-003	0.0000	2.8766	2.8766	8.0000e-005	0.0000	2.8766
Total	2.7400e-003	0.0318	0.0216	1.5000e-004	6.9500e-003	9.0000e-005	7.0400e-003	1.9200e-003	9.0000e-005	2.0100e-003	0.0000	14.1183	14.1183	5.4000e-004	0.0000	14.1319

CalEEMod Version: CalEEMod.2016.3.2

Page 46 of 125

Date: 2/11/2021 2:24 PM

Estrella Substation and Paso Robles Area Reinforcement Project - San Luis Obispo County, Annual

3.6 230-kV Substation Access Roads - 2022**Unmitigated Construction On-Site**

	ROG	NOx	CO	SO2	Fugitive PM10	Exhaust PM10	PM10 Total	Fugitive PM2.5	Exhaust PM2.5	PM2.5 Total	Bio- CO2	NBio- CO2	Total CO2	CH4	N2O	CO2e
Category	tons/yr										MT/yr					
Fugitive Dust					0.0000	0.0000	0.0000	0.0000	0.0000	0.0000	0.0000	0.0000	0.0000	0.0000	0.0000	0.0000
Off-Road	8.3200e-003	0.0683	0.0672	2.0000e-004		2.8300e-003	2.8300e-003		2.6100e-003	2.6100e-003	0.0000	17.2027	17.2027	5.5600e-003	0.0000	17.3418
Total	8.3200e-003	0.0683	0.0672	2.0000e-004	0.0000	2.8300e-003	2.8300e-003	0.0000	2.6100e-003	2.6100e-003	0.0000	17.2027	17.2027	5.5600e-003	0.0000	17.3418

Unmitigated Construction Off-Site

	ROG	NOx	CO	SO2	Fugitive PM10	Exhaust PM10	PM10 Total	Fugitive PM2.5	Exhaust PM2.5	PM2.5 Total	Bio- CO2	NBio- CO2	Total CO2	CH4	N2O	CO2e
Category	tons/yr										MT/yr					
Hauling	0.0000	0.0000	0.0000	0.0000	0.0000	0.0000	0.0000	0.0000	0.0000	0.0000	0.0000	0.0000	0.0000	0.0000	0.0000	0.0000
Vendor	4.0000e-004	0.0137	4.0000e-003	2.0000e-005	3.5000e-004	2.0000e-005	3.7000e-004	1.0000e-004	2.0000e-005	1.2000e-004	0.0000	1.9974	1.9974	1.7000e-004	0.0000	2.0015
Worker	4.0000e-004	3.2000e-004	2.9300e-003	1.0000e-005	9.0000e-004	1.0000e-005	9.1000e-004	2.4000e-004	1.0000e-005	2.5000e-004	0.0000	0.7118	0.7118	2.0000e-005	0.0000	0.7123
Total	8.0000e-004	0.0140	6.9300e-003	3.0000e-005	1.2500e-003	3.0000e-005	1.2800e-003	3.4000e-004	3.0000e-005	3.7000e-004	0.0000	2.7091	2.7091	1.9000e-004	0.0000	2.7138

CalEEMod Version: CalEEMod.2016.3.2

Page 47 of 125

Date: 2/11/2021 2:24 PM

Estrella Substation and Paso Robles Area Reinforcement Project - San Luis Obispo County, Annual

3.6 230-kV Substation Access Roads - 2022**Mitigated Construction On-Site**

	ROG	NOx	CO	SO2	Fugitive PM10	Exhaust PM10	PM10 Total	Fugitive PM2.5	Exhaust PM2.5	PM2.5 Total	Bio- CO2	NBio- CO2	Total CO2	CH4	N2O	CO2e
Category	tons/yr										MT/yr					
Fugitive Dust					0.0000	0.0000	0.0000	0.0000	0.0000	0.0000	0.0000	0.0000	0.0000	0.0000	0.0000	0.0000
Off-Road	8.3200e-003	0.0683	0.0672	2.0000e-004		2.8300e-003	2.8300e-003		2.6100e-003	2.6100e-003	0.0000	17.2026	17.2026	5.5600e-003	0.0000	17.3417
Total	8.3200e-003	0.0683	0.0672	2.0000e-004	0.0000	2.8300e-003	2.8300e-003	0.0000	2.6100e-003	2.6100e-003	0.0000	17.2026	17.2026	5.5600e-003	0.0000	17.3417

Mitigated Construction Off-Site

	ROG	NOx	CO	SO2	Fugitive PM10	Exhaust PM10	PM10 Total	Fugitive PM2.5	Exhaust PM2.5	PM2.5 Total	Bio- CO2	NBio- CO2	Total CO2	CH4	N2O	CO2e
Category	tons/yr										MT/yr					
Hauling	0.0000	0.0000	0.0000	0.0000	0.0000	0.0000	0.0000	0.0000	0.0000	0.0000	0.0000	0.0000	0.0000	0.0000	0.0000	0.0000
Vendor	4.0000e-004	0.0137	4.0000e-003	2.0000e-005	3.5000e-004	2.0000e-005	3.7000e-004	1.0000e-004	2.0000e-005	1.2000e-004	0.0000	1.9974	1.9974	1.7000e-004	0.0000	2.0015
Worker	4.0000e-004	3.2000e-004	2.9300e-003	1.0000e-005	9.0000e-004	1.0000e-005	9.1000e-004	2.4000e-004	1.0000e-005	2.5000e-004	0.0000	0.7118	0.7118	2.0000e-005	0.0000	0.7123
Total	8.0000e-004	0.0140	6.9300e-003	3.0000e-005	1.2500e-003	3.0000e-005	1.2800e-003	3.4000e-004	3.0000e-005	3.7000e-004	0.0000	2.7091	2.7091	1.9000e-004	0.0000	2.7138

CalEEMod Version: CalEEMod.2016.3.2

Page 48 of 125

Date: 2/11/2021 2:24 PM

Estrella Substation and Paso Robles Area Reinforcement Project - San Luis Obispo County, Annual

3.7 230-kV Substation Site Prep Grading Entrance Road Culverts Mobilization - 2022

Unmitigated Construction On-Site

	ROG	NOx	CO	SO2	Fugitive PM10	Exhaust PM10	PM10 Total	Fugitive PM2.5	Exhaust PM2.5	PM2.5 Total	Bio- CO2	NBio- CO2	Total CO2	CH4	N2O	CO2e
Category	tons/yr										MT/yr					
Fugitive Dust					0.0869	0.0000	0.0869	0.0413	0.0000	0.0413	0.0000	0.0000	0.0000	0.0000	0.0000	0.0000
Off-Road	0.0799	0.7149	0.5055	1.6900e-003		0.0279	0.0279		0.0257	0.0257	0.0000	148.5410	148.5410	0.0480	0.0000	149.7420
Total	0.0799	0.7149	0.5055	1.6900e-003	0.0869	0.0279	0.1148	0.0413	0.0257	0.0670	0.0000	148.5410	148.5410	0.0480	0.0000	149.7420

Unmitigated Construction Off-Site

	ROG	NOx	CO	SO2	Fugitive PM10	Exhaust PM10	PM10 Total	Fugitive PM2.5	Exhaust PM2.5	PM2.5 Total	Bio- CO2	NBio- CO2	Total CO2	CH4	N2O	CO2e
Category	tons/yr										MT/yr					
Hauling	1.4900e-003	0.0528	0.0126	1.5000e-004	3.3500e-003	2.1000e-004	3.5600e-003	9.2000e-004	2.0000e-004	1.1200e-003	0.0000	14.7683	14.7683	8.8000e-004	0.0000	14.7902
Vendor	6.5000e-004	0.0232	6.8300e-003	3.0000e-005	4.0000e-004	3.0000e-005	4.3000e-004	1.2000e-004	3.0000e-005	1.5000e-004	0.0000	2.9077	2.9077	2.8000e-004	0.0000	2.9147
Worker	8.3000e-004	6.5000e-004	6.0000e-003	2.0000e-005	1.8100e-003	1.0000e-005	1.8300e-003	4.8000e-004	1.0000e-005	4.9000e-004	0.0000	1.4369	1.4369	4.0000e-005	0.0000	1.4379
Total	2.9700e-003	0.0767	0.0254	2.0000e-004	5.5600e-003	2.5000e-004	5.8200e-003	1.5200e-003	2.4000e-004	1.7600e-003	0.0000	19.1129	19.1129	1.2000e-003	0.0000	19.1428

CalEEMod Version: CalEEMod.2016.3.2

Page 49 of 125

Date: 2/11/2021 2:24 PM

Estrella Substation and Paso Robles Area Reinforcement Project - San Luis Obispo County, Annual

3.7 230-kV Substation Site Prep Grading Entrance Road Culverts Mobilization - 2022

Mitigated Construction On-Site

	ROG	NOx	CO	SO2	Fugitive PM10	Exhaust PM10	PM10 Total	Fugitive PM2.5	Exhaust PM2.5	PM2.5 Total	Bio- CO2	NBio- CO2	Total CO2	CH4	N2O	CO2e
Category	tons/yr										MT/yr					
Fugitive Dust					0.0339	0.0000	0.0339	0.0161	0.0000	0.0161	0.0000	0.0000	0.0000	0.0000	0.0000	0.0000
Off-Road	0.0799	0.7149	0.5055	1.6900e-003		0.0279	0.0279		0.0257	0.0257	0.0000	148.5408	148.5408	0.0480	0.0000	149.7419
Total	0.0799	0.7149	0.5055	1.6900e-003	0.0339	0.0279	0.0618	0.0161	0.0257	0.0418	0.0000	148.5408	148.5408	0.0480	0.0000	149.7419

Mitigated Construction Off-Site

	ROG	NOx	CO	SO2	Fugitive PM10	Exhaust PM10	PM10 Total	Fugitive PM2.5	Exhaust PM2.5	PM2.5 Total	Bio- CO2	NBio- CO2	Total CO2	CH4	N2O	CO2e
Category	tons/yr										MT/yr					
Hauling	1.4900e-003	0.0528	0.0126	1.5000e-004	3.3500e-003	2.1000e-004	3.5600e-003	9.2000e-004	2.0000e-004	1.1200e-003	0.0000	14.7683	14.7683	8.8000e-004	0.0000	14.7902
Vendor	6.5000e-004	0.0232	6.8300e-003	3.0000e-005	4.0000e-004	3.0000e-005	4.3000e-004	1.2000e-004	3.0000e-005	1.5000e-004	0.0000	2.9077	2.9077	2.8000e-004	0.0000	2.9147
Worker	8.3000e-004	6.5000e-004	6.0000e-003	2.0000e-005	1.8100e-003	1.0000e-005	1.8300e-003	4.8000e-004	1.0000e-005	4.9000e-004	0.0000	1.4369	1.4369	4.0000e-005	0.0000	1.4379
Total	2.9700e-003	0.0767	0.0254	2.0000e-004	5.5600e-003	2.5000e-004	5.8200e-003	1.5200e-003	2.4000e-004	1.7600e-003	0.0000	19.1129	19.1129	1.2000e-003	0.0000	19.1428

CalEEMod Version: CalEEMod.2016.3.2

Page 50 of 125

Date: 2/11/2021 2:24 PM

Estrella Substation and Paso Robles Area Reinforcement Project - San Luis Obispo County, Annual

3.8 230-kV Substation Fence and Gate Installation - 2022**Unmitigated Construction On-Site**

	ROG	NOx	CO	SO2	Fugitive PM10	Exhaust PM10	PM10 Total	Fugitive PM2.5	Exhaust PM2.5	PM2.5 Total	Bio- CO2	NBio- CO2	Total CO2	CH4	N2O	CO2e
Category	tons/yr										MT/yr					
Off-Road	2.1000e-004	2.7900e-003	4.1600e-003	1.0000e-005		1.0000e-004	1.0000e-004		1.0000e-004	1.0000e-004	0.0000	0.5454	0.5454	1.8000e-004	0.0000	0.5498
Total	2.1000e-004	2.7900e-003	4.1600e-003	1.0000e-005		1.0000e-004	1.0000e-004		1.0000e-004	1.0000e-004	0.0000	0.5454	0.5454	1.8000e-004	0.0000	0.5498

Unmitigated Construction Off-Site

	ROG	NOx	CO	SO2	Fugitive PM10	Exhaust PM10	PM10 Total	Fugitive PM2.5	Exhaust PM2.5	PM2.5 Total	Bio- CO2	NBio- CO2	Total CO2	CH4	N2O	CO2e
Category	tons/yr										MT/yr					
Hauling	0.0000	0.0000	0.0000	0.0000	0.0000	0.0000	0.0000	0.0000	0.0000	0.0000	0.0000	0.0000	0.0000	0.0000	0.0000	0.0000
Vendor	3.6000e-004	0.0124	3.6200e-003	2.0000e-005	3.1000e-004	2.0000e-005	3.3000e-004	9.0000e-005	2.0000e-005	1.1000e-004	0.0000	1.7900	1.7900	1.5000e-004	0.0000	1.7937
Worker	2.4000e-004	1.8000e-004	1.6900e-003	0.0000	4.7000e-004	0.0000	4.7000e-004	1.2000e-004	0.0000	1.3000e-004	0.0000	0.3771	0.3771	1.0000e-005	0.0000	0.3774
Total	6.0000e-004	0.0126	5.3100e-003	2.0000e-005	7.8000e-004	2.0000e-005	8.0000e-004	2.1000e-004	2.0000e-005	2.4000e-004	0.0000	2.1671	2.1671	1.6000e-004	0.0000	2.1711

CalEEMod Version: CalEEMod.2016.3.2

Page 51 of 125

Date: 2/11/2021 2:24 PM

Estrella Substation and Paso Robles Area Reinforcement Project - San Luis Obispo County, Annual

3.8 230-kV Substation Fence and Gate Installation - 2022**Mitigated Construction On-Site**

	ROG	NOx	CO	SO2	Fugitive PM10	Exhaust PM10	PM10 Total	Fugitive PM2.5	Exhaust PM2.5	PM2.5 Total	Bio- CO2	NBio- CO2	Total CO2	CH4	N2O	CO2e
Category	tons/yr										MT/yr					
Off-Road	2.1000e-004	2.7900e-003	4.1600e-003	1.0000e-005		1.0000e-004	1.0000e-004		1.0000e-004	1.0000e-004	0.0000	0.5454	0.5454	1.8000e-004	0.0000	0.5498
Total	2.1000e-004	2.7900e-003	4.1600e-003	1.0000e-005		1.0000e-004	1.0000e-004		1.0000e-004	1.0000e-004	0.0000	0.5454	0.5454	1.8000e-004	0.0000	0.5498

Mitigated Construction Off-Site

	ROG	NOx	CO	SO2	Fugitive PM10	Exhaust PM10	PM10 Total	Fugitive PM2.5	Exhaust PM2.5	PM2.5 Total	Bio- CO2	NBio- CO2	Total CO2	CH4	N2O	CO2e
Category	tons/yr										MT/yr					
Hauling	0.0000	0.0000	0.0000	0.0000	0.0000	0.0000	0.0000	0.0000	0.0000	0.0000	0.0000	0.0000	0.0000	0.0000	0.0000	0.0000
Vendor	3.6000e-004	0.0124	3.6200e-003	2.0000e-005	3.1000e-004	2.0000e-005	3.3000e-004	9.0000e-005	2.0000e-005	1.1000e-004	0.0000	1.7900	1.7900	1.5000e-004	0.0000	1.7937
Worker	2.4000e-004	1.8000e-004	1.6900e-003	0.0000	4.7000e-004	0.0000	4.7000e-004	1.2000e-004	0.0000	1.3000e-004	0.0000	0.3771	0.3771	1.0000e-005	0.0000	0.3774
Total	6.0000e-004	0.0126	5.3100e-003	2.0000e-005	7.8000e-004	2.0000e-005	8.0000e-004	2.1000e-004	2.0000e-005	2.4000e-004	0.0000	2.1671	2.1671	1.6000e-004	0.0000	2.1711

CalEEMod Version: CalEEMod.2016.3.2

Page 52 of 125

Date: 2/11/2021 2:24 PM

Estrella Substation and Paso Robles Area Reinforcement Project - San Luis Obispo County, Annual

3.9 Reconductoring Segment Conductor Installation - 2022**Unmitigated Construction On-Site**

	ROG	NOx	CO	SO2	Fugitive PM10	Exhaust PM10	PM10 Total	Fugitive PM2.5	Exhaust PM2.5	PM2.5 Total	Bio- CO2	NBio- CO2	Total CO2	CH4	N2O	CO2e
Category	tons/yr										MT/yr					
Off-Road	0.1015	0.7918	0.6945	2.4200e-003		0.0316	0.0316		0.0291	0.0291	0.0000	212.3700	212.3700	0.0687	0.0000	214.0872
Total	0.1015	0.7918	0.6945	2.4200e-003		0.0316	0.0316		0.0291	0.0291	0.0000	212.3700	212.3700	0.0687	0.0000	214.0872

Unmitigated Construction Off-Site

	ROG	NOx	CO	SO2	Fugitive PM10	Exhaust PM10	PM10 Total	Fugitive PM2.5	Exhaust PM2.5	PM2.5 Total	Bio- CO2	NBio- CO2	Total CO2	CH4	N2O	CO2e
Category	tons/yr										MT/yr					
Hauling	0.0000	0.0000	0.0000	0.0000	0.0000	0.0000	0.0000	0.0000	0.0000	0.0000	0.0000	0.0000	0.0000	0.0000	0.0000	0.0000
Vendor	1.7800e-003	0.0523	0.0144	1.6000e-004	4.2400e-003	2.0000e-004	4.4300e-003	1.2200e-003	1.9000e-004	1.4100e-003	0.0000	15.1110	15.1110	6.6000e-004	0.0000	15.1275
Worker	2.6000e-003	2.0200e-003	0.0188	5.0000e-005	5.6000e-003	4.0000e-005	5.6400e-003	1.4900e-003	3.0000e-005	1.5200e-003	0.0000	4.4438	4.4438	1.3000e-004	0.0000	4.4471
Total	4.3800e-003	0.0543	0.0332	2.1000e-004	9.8400e-003	2.4000e-004	0.0101	2.7100e-003	2.2000e-004	2.9300e-003	0.0000	19.5547	19.5547	7.9000e-004	0.0000	19.5746

CalEEMod Version: CalEEMod.2016.3.2

Page 53 of 125

Date: 2/11/2021 2:24 PM

Estrella Substation and Paso Robles Area Reinforcement Project - San Luis Obispo County, Annual

3.9 Reconductoring Segment Conductor Installation - 2022**Mitigated Construction On-Site**

	ROG	NOx	CO	SO2	Fugitive PM10	Exhaust PM10	PM10 Total	Fugitive PM2.5	Exhaust PM2.5	PM2.5 Total	Bio- CO2	NBio- CO2	Total CO2	CH4	N2O	CO2e
Category	tons/yr										MT/yr					
Off-Road	0.1015	0.7918	0.6945	2.4200e-003		0.0316	0.0316		0.0291	0.0291	0.0000	212.3698	212.3698	0.0687	0.0000	214.0869
Total	0.1015	0.7918	0.6945	2.4200e-003		0.0316	0.0316		0.0291	0.0291	0.0000	212.3698	212.3698	0.0687	0.0000	214.0869

Mitigated Construction Off-Site

	ROG	NOx	CO	SO2	Fugitive PM10	Exhaust PM10	PM10 Total	Fugitive PM2.5	Exhaust PM2.5	PM2.5 Total	Bio- CO2	NBio- CO2	Total CO2	CH4	N2O	CO2e
Category	tons/yr										MT/yr					
Hauling	0.0000	0.0000	0.0000	0.0000	0.0000	0.0000	0.0000	0.0000	0.0000	0.0000	0.0000	0.0000	0.0000	0.0000	0.0000	0.0000
Vendor	1.7800e-003	0.0523	0.0144	1.6000e-004	4.2400e-003	2.0000e-004	4.4300e-003	1.2200e-003	1.9000e-004	1.4100e-003	0.0000	15.1110	15.1110	6.6000e-004	0.0000	15.1275
Worker	2.6000e-003	2.0200e-003	0.0188	5.0000e-005	5.6000e-003	4.0000e-005	5.6400e-003	1.4900e-003	3.0000e-005	1.5200e-003	0.0000	4.4438	4.4438	1.3000e-004	0.0000	4.4471
Total	4.3800e-003	0.0543	0.0332	2.1000e-004	9.8400e-003	2.4000e-004	0.0101	2.7100e-003	2.2000e-004	2.9300e-003	0.0000	19.5547	19.5547	7.9000e-004	0.0000	19.5746

CalEEMod Version: CalEEMod.2016.3.2

Page 54 of 125

Date: 2/11/2021 2:24 PM

Estrella Substation and Paso Robles Area Reinforcement Project - San Luis Obispo County, Annual

3.9 Reconductoring Segment Conductor Installation - 2023**Unmitigated Construction On-Site**

	ROG	NOx	CO	SO2	Fugitive PM10	Exhaust PM10	PM10 Total	Fugitive PM2.5	Exhaust PM2.5	PM2.5 Total	Bio- CO2	NBio- CO2	Total CO2	CH4	N2O	CO2e
Category	tons/yr										MT/yr					
Off-Road	0.0669	0.4906	0.4734	1.6800e-003		0.0192	0.0192		0.0177	0.0177	0.0000	147.5765	147.5765	0.0477	0.0000	148.7697
Total	0.0669	0.4906	0.4734	1.6800e-003		0.0192	0.0192		0.0177	0.0177	0.0000	147.5765	147.5765	0.0477	0.0000	148.7697

Unmitigated Construction Off-Site

	ROG	NOx	CO	SO2	Fugitive PM10	Exhaust PM10	PM10 Total	Fugitive PM2.5	Exhaust PM2.5	PM2.5 Total	Bio- CO2	NBio- CO2	Total CO2	CH4	N2O	CO2e
Category	tons/yr										MT/yr					
Hauling	0.0000	0.0000	0.0000	0.0000	0.0000	0.0000	0.0000	0.0000	0.0000	0.0000	0.0000	0.0000	0.0000	0.0000	0.0000	0.0000
Vendor	9.3000e-004	0.0280	8.8200e-003	1.1000e-004	2.9400e-003	6.0000e-005	3.0100e-003	8.5000e-004	6.0000e-005	9.1000e-004	0.0000	10.2946	10.2946	4.2000e-004	0.0000	10.3052
Worker	1.6900e-003	1.2600e-003	0.0119	3.0000e-005	3.8900e-003	3.0000e-005	3.9200e-003	1.0300e-003	2.0000e-005	1.0600e-003	0.0000	2.9704	2.9704	8.0000e-005	0.0000	2.9724
Total	2.6200e-003	0.0292	0.0207	1.4000e-004	6.8300e-003	9.0000e-005	6.9300e-003	1.8800e-003	8.0000e-005	1.9700e-003	0.0000	13.2650	13.2650	5.0000e-004	0.0000	13.2777

CalEEMod Version: CalEEMod.2016.3.2

Page 55 of 125

Date: 2/11/2021 2:24 PM

Estrella Substation and Paso Robles Area Reinforcement Project - San Luis Obispo County, Annual

3.9 Reconductoring Segment Conductor Installation - 2023**Mitigated Construction On-Site**

	ROG	NOx	CO	SO2	Fugitive PM10	Exhaust PM10	PM10 Total	Fugitive PM2.5	Exhaust PM2.5	PM2.5 Total	Bio- CO2	NBio- CO2	Total CO2	CH4	N2O	CO2e
Category	tons/yr										MT/yr					
Off-Road	0.0669	0.4906	0.4734	1.6800e-003		0.0192	0.0192		0.0177	0.0177	0.0000	147.5763	147.5763	0.0477	0.0000	148.7695
Total	0.0669	0.4906	0.4734	1.6800e-003		0.0192	0.0192		0.0177	0.0177	0.0000	147.5763	147.5763	0.0477	0.0000	148.7695

Mitigated Construction Off-Site

	ROG	NOx	CO	SO2	Fugitive PM10	Exhaust PM10	PM10 Total	Fugitive PM2.5	Exhaust PM2.5	PM2.5 Total	Bio- CO2	NBio- CO2	Total CO2	CH4	N2O	CO2e
Category	tons/yr										MT/yr					
Hauling	0.0000	0.0000	0.0000	0.0000	0.0000	0.0000	0.0000	0.0000	0.0000	0.0000	0.0000	0.0000	0.0000	0.0000	0.0000	0.0000
Vendor	9.3000e-004	0.0280	8.8200e-003	1.1000e-004	2.9400e-003	6.0000e-005	3.0100e-003	8.5000e-004	6.0000e-005	9.1000e-004	0.0000	10.2946	10.2946	4.2000e-004	0.0000	10.3052
Worker	1.6900e-003	1.2600e-003	0.0119	3.0000e-005	3.8900e-003	3.0000e-005	3.9200e-003	1.0300e-003	2.0000e-005	1.0600e-003	0.0000	2.9704	2.9704	8.0000e-005	0.0000	2.9724
Total	2.6200e-003	0.0292	0.0207	1.4000e-004	6.8300e-003	9.0000e-005	6.9300e-003	1.8800e-003	8.0000e-005	1.9700e-003	0.0000	13.2650	13.2650	5.0000e-004	0.0000	13.2777

CalEEMod Version: CalEEMod.2016.3.2

Page 56 of 125

Date: 2/11/2021 2:24 PM

Estrella Substation and Paso Robles Area Reinforcement Project - San Luis Obispo County, Annual

3.10 230-kV Substation Foundation Construction - 2022**Unmitigated Construction On-Site**

	ROG	NOx	CO	SO2	Fugitive PM10	Exhaust PM10	PM10 Total	Fugitive PM2.5	Exhaust PM2.5	PM2.5 Total	Bio- CO2	NBio- CO2	Total CO2	CH4	N2O	CO2e
Category	tons/yr										MT/yr					
Off-Road	0.0101	0.1067	0.0832	2.7000e-004		4.2800e-003	4.2800e-003		3.9400e-003	3.9400e-003	0.0000	23.6956	23.6956	7.6600e-003	0.0000	23.8871
Total	0.0101	0.1067	0.0832	2.7000e-004		4.2800e-003	4.2800e-003		3.9400e-003	3.9400e-003	0.0000	23.6956	23.6956	7.6600e-003	0.0000	23.8871

Unmitigated Construction Off-Site

	ROG	NOx	CO	SO2	Fugitive PM10	Exhaust PM10	PM10 Total	Fugitive PM2.5	Exhaust PM2.5	PM2.5 Total	Bio- CO2	NBio- CO2	Total CO2	CH4	N2O	CO2e
Category	tons/yr										MT/yr					
Hauling	0.0000	0.0000	0.0000	0.0000	0.0000	0.0000	0.0000	0.0000	0.0000	0.0000	0.0000	0.0000	0.0000	0.0000	0.0000	0.0000
Vendor	1.1100e-003	0.0385	0.0112	6.0000e-005	9.5000e-004	7.0000e-005	1.0100e-003	2.7000e-004	6.0000e-005	3.4000e-004	0.0000	5.5489	5.5489	4.6000e-004	0.0000	5.5605
Worker	1.1000e-003	8.7000e-004	8.0000e-003	2.0000e-005	2.4800e-003	2.0000e-005	2.4700e-003	6.5000e-004	1.0000e-005	6.7000e-004	0.0000	1.9417	1.9417	6.0000e-005	0.0000	1.9432
Total	2.2100e-003	0.0393	0.0192	8.0000e-005	3.4100e-003	9.0000e-005	3.4800e-003	9.2000e-004	7.0000e-005	1.0100e-003	0.0000	7.4906	7.4906	5.2000e-004	0.0000	7.5036

CalEEMod Version: CalEEMod.2016.3.2

Page 57 of 125

Date: 2/11/2021 2:24 PM

Estrella Substation and Paso Robles Area Reinforcement Project - San Luis Obispo County, Annual

3.10 230-kV Substation Foundation Construction - 2022**Mitigated Construction On-Site**

	ROG	NOx	CO	SO2	Fugitive PM10	Exhaust PM10	PM10 Total	Fugitive PM2.5	Exhaust PM2.5	PM2.5 Total	Bio- CO2	NBio- CO2	Total CO2	CH4	N2O	CO2e
Category	tons/yr										MT/yr					
Off-Road	0.0101	0.1067	0.0832	2.7000e-004		4.2800e-003	4.2800e-003		3.9400e-003	3.9400e-003	0.0000	23.6955	23.6955	7.6600e-003	0.0000	23.8871
Total	0.0101	0.1067	0.0832	2.7000e-004		4.2800e-003	4.2800e-003		3.9400e-003	3.9400e-003	0.0000	23.6955	23.6955	7.6600e-003	0.0000	23.8871

Mitigated Construction Off-Site

	ROG	NOx	CO	SO2	Fugitive PM10	Exhaust PM10	PM10 Total	Fugitive PM2.5	Exhaust PM2.5	PM2.5 Total	Bio- CO2	NBio- CO2	Total CO2	CH4	N2O	CO2e
Category	tons/yr										MT/yr					
Hauling	0.0000	0.0000	0.0000	0.0000	0.0000	0.0000	0.0000	0.0000	0.0000	0.0000	0.0000	0.0000	0.0000	0.0000	0.0000	0.0000
Vendor	1.1100e-003	0.0385	0.0112	6.0000e-005	9.5000e-004	7.0000e-005	1.0100e-003	2.7000e-004	6.0000e-005	3.4000e-004	0.0000	5.5489	5.5489	4.6000e-004	0.0000	5.5605
Worker	1.1000e-003	8.7000e-004	8.0000e-003	2.0000e-005	2.4800e-003	2.0000e-005	2.4700e-003	6.5000e-004	1.0000e-005	6.7000e-004	0.0000	1.9417	1.9417	6.0000e-005	0.0000	1.9432
Total	2.2100e-003	0.0393	0.0192	8.0000e-005	3.4100e-003	9.0000e-005	3.4800e-003	9.2000e-004	7.0000e-005	1.0100e-003	0.0000	7.4906	7.4906	5.2000e-004	0.0000	7.5036

CalEEMod Version: CalEEMod.2016.3.2

Page 58 of 125

Date: 2/11/2021 2:24 PM

Estrella Substation and Paso Robles Area Reinforcement Project - San Luis Obispo County, Annual

3.11 70-kV Substation Mobilization - 2022**Unmitigated Construction On-Site**

	ROG	NOx	CO	SO2	Fugitive PM10	Exhaust PM10	PM10 Total	Fugitive PM2.5	Exhaust PM2.5	PM2.5 Total	Bio- CO2	NBio- CO2	Total CO2	CH4	N2O	CO2e
Category	tons/yr										MT/yr					
Fugitive Dust					1.4600e-003	0.0000	1.4600e-003	1.6000e-004	0.0000	1.6000e-004	0.0000	0.0000	0.0000	0.0000	0.0000	0.0000
Off-Road	1.5900e-003	0.0191	0.0109	3.0000e-005		7.1000e-004	7.1000e-004		6.5000e-004	6.5000e-004	0.0000	2.3514	2.3514	7.6000e-004	0.0000	2.3704
Total	1.5900e-003	0.0191	0.0109	3.0000e-005	1.4600e-003	7.1000e-004	2.1700e-003	1.6000e-004	6.5000e-004	8.1000e-004	0.0000	2.3514	2.3514	7.6000e-004	0.0000	2.3704

Unmitigated Construction Off-Site

	ROG	NOx	CO	SO2	Fugitive PM10	Exhaust PM10	PM10 Total	Fugitive PM2.5	Exhaust PM2.5	PM2.5 Total	Bio- CO2	NBio- CO2	Total CO2	CH4	N2O	CO2e
Category	tons/yr										MT/yr					
Hauling	0.0000	0.0000	0.0000	0.0000	0.0000	0.0000	0.0000	0.0000	0.0000	0.0000	0.0000	0.0000	0.0000	0.0000	0.0000	0.0000
Vendor	1.6000e-004	4.7900e-003	1.3200e-003	1.0000e-005	3.9000e-004	2.0000e-005	4.1000e-004	1.1000e-004	2.0000e-005	1.3000e-004	0.0000	1.3952	1.3952	6.0000e-005	0.0000	1.3967
Worker	2.3000e-004	1.8000e-004	1.6700e-003	0.0000	5.0000e-004	0.0000	5.0000e-004	1.3000e-004	0.0000	1.4000e-004	0.0000	0.3969	0.3969	1.0000e-005	0.0000	0.3972
Total	3.9000e-004	4.9700e-003	2.9900e-003	1.0000e-005	8.9000e-004	2.0000e-005	9.1000e-004	2.4000e-004	2.0000e-005	2.7000e-004	0.0000	1.7820	1.7820	7.0000e-005	0.0000	1.7838

CalEEMod Version: CalEEMod.2016.3.2

Page 59 of 125

Date: 2/11/2021 2:24 PM

Estrella Substation and Paso Robles Area Reinforcement Project - San Luis Obispo County, Annual

3.11 70-kV Substation Mobilization - 2022**Mitigated Construction On-Site**

	ROG	NOx	CO	SO2	Fugitive PM10	Exhaust PM10	PM10 Total	Fugitive PM2.5	Exhaust PM2.5	PM2.5 Total	Bio- CO2	NBio- CO2	Total CO2	CH4	N2O	CO2e
Category	tons/yr										MT/yr					
Fugitive Dust					5.7000e-004	0.0000	5.7000e-004	6.0000e-005	0.0000	6.0000e-005	0.0000	0.0000	0.0000	0.0000	0.0000	0.0000
Off-Road	1.5900e-003	0.0191	0.0109	3.0000e-005		7.1000e-004	7.1000e-004		6.5000e-004	6.5000e-004	0.0000	2.3514	2.3514	7.6000e-004	0.0000	2.3704
Total	1.5900e-003	0.0191	0.0109	3.0000e-005	5.7000e-004	7.1000e-004	1.2800e-003	6.0000e-005	6.5000e-004	7.1000e-004	0.0000	2.3514	2.3514	7.6000e-004	0.0000	2.3704

Mitigated Construction Off-Site

	ROG	NOx	CO	SO2	Fugitive PM10	Exhaust PM10	PM10 Total	Fugitive PM2.5	Exhaust PM2.5	PM2.5 Total	Bio- CO2	NBio- CO2	Total CO2	CH4	N2O	CO2e
Category	tons/yr										MT/yr					
Hauling	0.0000	0.0000	0.0000	0.0000	0.0000	0.0000	0.0000	0.0000	0.0000	0.0000	0.0000	0.0000	0.0000	0.0000	0.0000	0.0000
Vendor	1.6000e-004	4.7900e-003	1.3200e-003	1.0000e-005	3.9000e-004	2.0000e-005	4.1000e-004	1.1000e-004	2.0000e-005	1.3000e-004	0.0000	1.3852	1.3852	6.0000e-005	0.0000	1.3867
Worker	2.3000e-004	1.8000e-004	1.6700e-003	0.0000	5.0000e-004	0.0000	5.0000e-004	1.3000e-004	0.0000	1.4000e-004	0.0000	0.3969	0.3969	1.0000e-005	0.0000	0.3972
Total	3.9000e-004	4.9700e-003	2.9900e-003	1.0000e-005	8.9000e-004	2.0000e-005	9.1000e-004	2.4000e-004	2.0000e-005	2.7000e-004	0.0000	1.7820	1.7820	7.0000e-005	0.0000	1.7838

CalEEMod Version: CalEEMod.2016.3.2

Page 60 of 125

Date: 2/11/2021 2:24 PM

Estrella Substation and Paso Robles Area Reinforcement Project - San Luis Obispo County, Annual

3.12 70-kV Substation Foundation Construction - 2022**Unmitigated Construction On-Site**

	ROG	NOx	CO	SO2	Fugitive PM10	Exhaust PM10	PM10 Total	Fugitive PM2.5	Exhaust PM2.5	PM2.5 Total	Bio- CO2	NBio- CO2	Total CO2	CH4	N2O	CO2e
Category	tons/yr										MT/yr					
Off-Road	0.0200	0.1940	0.1823	4.2000e-004		0.0107	0.0107		9.8100e-003	9.8100e-003	0.0000	37.0643	37.0643	0.0120	0.0000	37.3639
Total	0.0200	0.1940	0.1823	4.2000e-004		0.0107	0.0107		9.8100e-003	9.8100e-003	0.0000	37.0643	37.0643	0.0120	0.0000	37.3639

Unmitigated Construction Off-Site

	ROG	NOx	CO	SO2	Fugitive PM10	Exhaust PM10	PM10 Total	Fugitive PM2.5	Exhaust PM2.5	PM2.5 Total	Bio- CO2	NBio- CO2	Total CO2	CH4	N2O	CO2e
Category	tons/yr										MT/yr					
Hauling	0.0000	0.0000	0.0000	0.0000	0.0000	0.0000	0.0000	0.0000	0.0000	0.0000	0.0000	0.0000	0.0000	0.0000	0.0000	0.0000
Vendor	1.7000e-003	0.0500	0.0138	1.5000e-004	4.0800e-003	1.9000e-004	4.2400e-003	1.1700e-003	1.8000e-004	1.3500e-003	0.0000	14.4604	14.4604	6.3000e-004	0.0000	14.4762
Worker	1.6300e-003	1.2900e-003	0.0119	3.0000e-005	3.6500e-003	2.0000e-005	3.6700e-003	9.7000e-004	2.0000e-005	9.9000e-004	0.0000	2.8816	2.8816	8.0000e-005	0.0000	2.8837
Total	3.3300e-003	0.0513	0.0256	1.8000e-004	7.7100e-003	2.1000e-004	7.9100e-003	2.1400e-003	2.0000e-004	2.3400e-003	0.0000	17.3420	17.3420	7.1000e-004	0.0000	17.3599

CalEEMod Version: CalEEMod.2016.3.2

Page 61 of 125

Date: 2/11/2021 2:24 PM

Estrella Substation and Paso Robles Area Reinforcement Project - San Luis Obispo County, Annual

3.12 70-kV Substation Foundation Construction - 2022**Mitigated Construction On-Site**

	ROG	NOx	CO	SO2	Fugitive PM10	Exhaust PM10	PM10 Total	Fugitive PM2.5	Exhaust PM2.5	PM2.5 Total	Bio- CO2	NBio- CO2	Total CO2	CH4	N2O	CO2e
Category	tons/yr										MT/yr					
Off-Road	0.0200	0.1940	0.1823	4.2000e-004		0.0107	0.0107		9.8100e-003	9.8100e-003	0.0000	37.0642	37.0642	0.0120	0.0000	37.3639
Total	0.0200	0.1940	0.1823	4.2000e-004		0.0107	0.0107		9.8100e-003	9.8100e-003	0.0000	37.0642	37.0642	0.0120	0.0000	37.3639

Mitigated Construction Off-Site

	ROG	NOx	CO	SO2	Fugitive PM10	Exhaust PM10	PM10 Total	Fugitive PM2.5	Exhaust PM2.5	PM2.5 Total	Bio- CO2	NBio- CO2	Total CO2	CH4	N2O	CO2e
Category	tons/yr										MT/yr					
Hauling	0.0000	0.0000	0.0000	0.0000	0.0000	0.0000	0.0000	0.0000	0.0000	0.0000	0.0000	0.0000	0.0000	0.0000	0.0000	0.0000
Vendor	1.7000e-003	0.0500	0.0138	1.5000e-004	4.0800e-003	1.9000e-004	4.2400e-003	1.1700e-003	1.8000e-004	1.3500e-003	0.0000	14.4604	14.4604	6.3000e-004	0.0000	14.4762
Worker	1.6300e-003	1.2900e-003	0.0119	3.0000e-005	3.6500e-003	2.0000e-005	3.6700e-003	9.7000e-004	2.0000e-005	9.9000e-004	0.0000	2.8816	2.8816	8.0000e-005	0.0000	2.8837
Total	3.3300e-003	0.0513	0.0256	1.8000e-004	7.7100e-003	2.1000e-004	7.9100e-003	2.1400e-003	2.0000e-004	2.3400e-003	0.0000	17.3420	17.3420	7.1000e-004	0.0000	17.3599

CalEEMod Version: CalEEMod.2016.3.2

Page 62 of 125

Date: 2/11/2021 2:24 PM

Estrella Substation and Paso Robles Area Reinforcement Project - San Luis Obispo County, Annual

3.13 70-kV Substation Ground Grid Conduit Installation - 2022**Unmitigated Construction On-Site**

	ROG	NOx	CO	SO2	Fugitive PM10	Exhaust PM10	PM10 Total	Fugitive PM2.5	Exhaust PM2.5	PM2.5 Total	Bio- CO2	NBio- CO2	Total CO2	CH4	N2O	CO2e
Category	tons/yr										MT/yr					
Off-Road	0.0105	0.1005	0.0961	1.3000e-004		6.5500e-003	6.5500e-003		6.0300e-003	6.0300e-003	0.0000	11.3264	11.3264	3.6600e-003	0.0000	11.4180
Total	0.0105	0.1005	0.0961	1.3000e-004		6.5500e-003	6.5500e-003		6.0300e-003	6.0300e-003	0.0000	11.3264	11.3264	3.6600e-003	0.0000	11.4180

Unmitigated Construction Off-Site

	ROG	NOx	CO	SO2	Fugitive PM10	Exhaust PM10	PM10 Total	Fugitive PM2.5	Exhaust PM2.5	PM2.5 Total	Bio- CO2	NBio- CO2	Total CO2	CH4	N2O	CO2e
Category	tons/yr										MT/yr					
Hauling	0.0000	0.0000	0.0000	0.0000	0.0000	0.0000	0.0000	0.0000	0.0000	0.0000	0.0000	0.0000	0.0000	0.0000	0.0000	0.0000
Vendor	1.1800e-003	0.0346	9.5400e-003	1.0000e-004	2.8100e-003	1.3000e-004	2.9400e-003	8.1000e-004	1.2000e-004	9.3000e-004	0.0000	10.0110	10.0110	4.4000e-004	0.0000	10.0220
Worker	8.9000e-004	7.0000e-004	6.4800e-003	2.0000e-005	1.9900e-003	1.0000e-005	2.0000e-003	5.3000e-004	1.0000e-005	5.4000e-004	0.0000	1.5718	1.5718	5.0000e-005	0.0000	1.5730
Total	2.0700e-003	0.0353	0.0160	1.2000e-004	4.8000e-003	1.4000e-004	4.9400e-003	1.3400e-003	1.3000e-004	1.4700e-003	0.0000	11.5828	11.5828	4.9000e-004	0.0000	11.5949

CalEEMod Version: CalEEMod.2016.3.2

Page 63 of 125

Date: 2/11/2021 2:24 PM

Estrella Substation and Paso Robles Area Reinforcement Project - San Luis Obispo County, Annual

3.13 70-kV Substation Ground Grid Conduit Installation - 2022**Mitigated Construction On-Site**

	ROG	NOx	CO	SO2	Fugitive PM10	Exhaust PM10	PM10 Total	Fugitive PM2.5	Exhaust PM2.5	PM2.5 Total	Bio- CO2	NBio- CO2	Total CO2	CH4	N2O	CO2e
Category	tons/yr										MT/yr					
Off-Road	0.0105	0.1005	0.0961	1.3000e-004		6.5500e-003	6.5500e-003		6.0300e-003	6.0300e-003	0.0000	11.3264	11.3264	3.6600e-003	0.0000	11.4180
Total	0.0105	0.1005	0.0961	1.3000e-004		6.5500e-003	6.5500e-003		6.0300e-003	6.0300e-003	0.0000	11.3264	11.3264	3.6600e-003	0.0000	11.4180

Mitigated Construction Off-Site

	ROG	NOx	CO	SO2	Fugitive PM10	Exhaust PM10	PM10 Total	Fugitive PM2.5	Exhaust PM2.5	PM2.5 Total	Bio- CO2	NBio- CO2	Total CO2	CH4	N2O	CO2e
Category	tons/yr										MT/yr					
Hauling	0.0000	0.0000	0.0000	0.0000	0.0000	0.0000	0.0000	0.0000	0.0000	0.0000	0.0000	0.0000	0.0000	0.0000	0.0000	0.0000
Vendor	1.1800e-003	0.0346	9.5400e-003	1.0000e-004	2.8100e-003	1.3000e-004	2.9400e-003	8.1000e-004	1.2000e-004	9.3000e-004	0.0000	10.0110	10.0110	4.4000e-004	0.0000	10.0220
Worker	8.9000e-004	7.0000e-004	6.4800e-003	2.0000e-005	1.9900e-003	1.0000e-005	2.0000e-003	5.3000e-004	1.0000e-005	5.4000e-004	0.0000	1.5718	1.5718	5.0000e-005	0.0000	1.5730
Total	2.0700e-003	0.0353	0.0160	1.2000e-004	4.8000e-003	1.4000e-004	4.9400e-003	1.3400e-003	1.3000e-004	1.4700e-003	0.0000	11.5828	11.5828	4.9000e-004	0.0000	11.5949

CalEEMod Version: CalEEMod.2016.3.2

Page 64 of 125

Date: 2/11/2021 2:24 PM

Estrella Substation and Paso Robles Area Reinforcement Project - San Luis Obispo County, Annual

3.14 230-kV Substation Ground Grid Conduit Installation - 2022**Unmitigated Construction On-Site**

	ROG	NOx	CO	SO2	Fugitive PM10	Exhaust PM10	PM10 Total	Fugitive PM2.5	Exhaust PM2.5	PM2.5 Total	Bio- CO2	NBio- CO2	Total CO2	CH4	N2O	CO2e
Category	tons/yr										MT/yr					
Off-Road	4.3700e-003	0.0406	0.0312	4.0000e-005		2.8700e-003	2.8700e-003		2.6400e-003	2.6400e-003	0.0000	3.5592	3.5592	1.1500e-003	0.0000	3.5880
Total	4.3700e-003	0.0406	0.0312	4.0000e-005		2.8700e-003	2.8700e-003		2.6400e-003	2.6400e-003	0.0000	3.5592	3.5592	1.1500e-003	0.0000	3.5880

Unmitigated Construction Off-Site

	ROG	NOx	CO	SO2	Fugitive PM10	Exhaust PM10	PM10 Total	Fugitive PM2.5	Exhaust PM2.5	PM2.5 Total	Bio- CO2	NBio- CO2	Total CO2	CH4	N2O	CO2e
Category	tons/yr										MT/yr					
Hauling	0.0000	0.0000	0.0000	0.0000	0.0000	0.0000	0.0000	0.0000	0.0000	0.0000	0.0000	0.0000	0.0000	0.0000	0.0000	0.0000
Vendor	6.1000e-004	0.0218	6.4200e-003	3.0000e-005	3.0000e-004	3.0000e-005	3.2000e-004	9.0000e-005	3.0000e-005	1.1000e-004	0.0000	2.5209	2.5209	2.6000e-004	0.0000	2.5274
Worker	4.3000e-004	3.4000e-004	3.1100e-003	1.0000e-005	9.8000e-004	1.0000e-005	9.8000e-004	2.6000e-004	1.0000e-005	2.7000e-004	0.0000	0.7684	0.7684	2.0000e-005	0.0000	0.7690
Total	1.0400e-003	0.0221	9.5300e-003	4.0000e-005	1.2800e-003	4.0000e-005	1.3000e-003	3.5000e-004	4.0000e-005	3.8000e-004	0.0000	3.2893	3.2893	2.8000e-004	0.0000	3.2964

CalEEMod Version: CalEEMod.2016.3.2

Page 65 of 125

Date: 2/11/2021 2:24 PM

Estrella Substation and Paso Robles Area Reinforcement Project - San Luis Obispo County, Annual

3.14 230-kV Substation Ground Grid Conduit Installation - 2022**Mitigated Construction On-Site**

	ROG	NOx	CO	SO2	Fugitive PM10	Exhaust PM10	PM10 Total	Fugitive PM2.5	Exhaust PM2.5	PM2.5 Total	Bio- CO2	NBio- CO2	Total CO2	CH4	N2O	CO2e
Category	tons/yr										MT/yr					
Off-Road	4.3700e-003	0.0406	0.0312	4.0000e-005		2.8700e-003	2.8700e-003		2.6400e-003	2.6400e-003	0.0000	3.5592	3.5592	1.1500e-003	0.0000	3.5880
Total	4.3700e-003	0.0406	0.0312	4.0000e-005		2.8700e-003	2.8700e-003		2.6400e-003	2.6400e-003	0.0000	3.5592	3.5592	1.1500e-003	0.0000	3.5880

Mitigated Construction Off-Site

	ROG	NOx	CO	SO2	Fugitive PM10	Exhaust PM10	PM10 Total	Fugitive PM2.5	Exhaust PM2.5	PM2.5 Total	Bio- CO2	NBio- CO2	Total CO2	CH4	N2O	CO2e
Category	tons/yr										MT/yr					
Hauling	0.0000	0.0000	0.0000	0.0000	0.0000	0.0000	0.0000	0.0000	0.0000	0.0000	0.0000	0.0000	0.0000	0.0000	0.0000	0.0000
Vendor	6.1000e-004	0.0218	6.4200e-003	3.0000e-005	3.0000e-004	3.0000e-005	3.2000e-004	9.0000e-005	3.0000e-005	1.1000e-004	0.0000	2.5209	2.5209	2.6000e-004	0.0000	2.5274
Worker	4.3000e-004	3.4000e-004	3.1100e-003	1.0000e-005	9.8000e-004	1.0000e-005	9.8000e-004	2.6000e-004	1.0000e-005	2.7000e-004	0.0000	0.7684	0.7684	2.0000e-005	0.0000	0.7690
Total	1.0400e-003	0.0221	9.5300e-003	4.0000e-005	1.2800e-003	4.0000e-005	1.3000e-003	3.5000e-004	4.0000e-005	3.8000e-004	0.0000	3.2893	3.2893	2.8000e-004	0.0000	3.2964

CalEEMod Version: CalEEMod.2016.3.2

Page 66 of 125

Date: 2/11/2021 2:24 PM

Estrella Substation and Paso Robles Area Reinforcement Project - San Luis Obispo County, Annual

3.15 230-kV Substation Steel Bus Erection - 2022**Unmitigated Construction On-Site**

	ROG	NOx	CO	SO2	Fugitive PM10	Exhaust PM10	PM10 Total	Fugitive PM2.5	Exhaust PM2.5	PM2.5 Total	Bio- CO2	NBio- CO2	Total CO2	CH4	N2O	CO2e
Category	tons/yr										MT/yr					
Off-Road	5.5500e-003	0.0443	0.0417	1.4000e-004		1.5400e-003	1.5400e-003		1.4100e-003	1.4100e-003	0.0000	12.6916	12.6916	4.1000e-003	0.0000	12.7943
Total	5.5500e-003	0.0443	0.0417	1.4000e-004		1.5400e-003	1.5400e-003		1.4100e-003	1.4100e-003	0.0000	12.6916	12.6916	4.1000e-003	0.0000	12.7943

Unmitigated Construction Off-Site

	ROG	NOx	CO	SO2	Fugitive PM10	Exhaust PM10	PM10 Total	Fugitive PM2.5	Exhaust PM2.5	PM2.5 Total	Bio- CO2	NBio- CO2	Total CO2	CH4	N2O	CO2e
Category	tons/yr										MT/yr					
Hauling	0.0000	0.0000	0.0000	0.0000	0.0000	0.0000	0.0000	0.0000	0.0000	0.0000	0.0000	0.0000	0.0000	0.0000	0.0000	0.0000
Vendor	5.4000e-004	0.0193	5.6900e-003	3.0000e-005	3.3000e-004	3.0000e-005	3.6000e-004	1.0000e-004	3.0000e-005	1.2000e-004	0.0000	2.4231	2.4231	2.3000e-004	0.0000	2.4289
Worker	3.7000e-004	2.9000e-004	2.6800e-003	1.0000e-005	8.5000e-004	1.0000e-005	8.6000e-004	2.3000e-004	1.0000e-005	2.3000e-004	0.0000	0.6690	0.6690	2.0000e-005	0.0000	0.6695
Total	9.1000e-004	0.0196	8.3700e-003	4.0000e-005	1.1800e-003	4.0000e-005	1.2200e-003	3.3000e-004	4.0000e-005	3.5000e-004	0.0000	3.0911	3.0911	2.5000e-004	0.0000	3.0974

CalEEMod Version: CalEEMod.2016.3.2

Page 67 of 125

Date: 2/11/2021 2:24 PM

Estrella Substation and Paso Robles Area Reinforcement Project - San Luis Obispo County, Annual

3.15 230-kV Substation Steel Bus Erection - 2022**Mitigated Construction On-Site**

	ROG	NOx	CO	SO2	Fugitive PM10	Exhaust PM10	PM10 Total	Fugitive PM2.5	Exhaust PM2.5	PM2.5 Total	Bio- CO2	NBio- CO2	Total CO2	CH4	N2O	CO2e
Category	tons/yr										MT/yr					
Off-Road	5.5500e-003	0.0443	0.0417	1.4000e-004		1.5400e-003	1.5400e-003		1.4100e-003	1.4100e-003	0.0000	12.6916	12.6916	4.1000e-003	0.0000	12.7943
Total	5.5500e-003	0.0443	0.0417	1.4000e-004		1.5400e-003	1.5400e-003		1.4100e-003	1.4100e-003	0.0000	12.6916	12.6916	4.1000e-003	0.0000	12.7943

Mitigated Construction Off-Site

	ROG	NOx	CO	SO2	Fugitive PM10	Exhaust PM10	PM10 Total	Fugitive PM2.5	Exhaust PM2.5	PM2.5 Total	Bio- CO2	NBio- CO2	Total CO2	CH4	N2O	CO2e
Category	tons/yr										MT/yr					
Hauling	0.0000	0.0000	0.0000	0.0000	0.0000	0.0000	0.0000	0.0000	0.0000	0.0000	0.0000	0.0000	0.0000	0.0000	0.0000	0.0000
Vendor	5.4000e-004	0.0193	5.6900e-003	3.0000e-005	3.3000e-004	3.0000e-005	3.6000e-004	1.0000e-004	3.0000e-005	1.2000e-004	0.0000	2.4231	2.4231	2.3000e-004	0.0000	2.4289
Worker	3.7000e-004	2.9000e-004	2.6800e-003	1.0000e-005	8.5000e-004	1.0000e-005	8.6000e-004	2.3000e-004	1.0000e-005	2.3000e-004	0.0000	0.6690	0.6690	2.0000e-005	0.0000	0.6695
Total	9.1000e-004	0.0196	8.3700e-003	4.0000e-005	1.1800e-003	4.0000e-005	1.2200e-003	3.3000e-004	4.0000e-005	3.5000e-004	0.0000	3.0911	3.0911	2.5000e-004	0.0000	3.0974

CalEEMod Version: CalEEMod.2016.3.2

Page 68 of 125

Date: 2/11/2021 2:24 PM

Estrella Substation and Paso Robles Area Reinforcement Project - San Luis Obispo County, Annual

3.15 230-kV Substation Steel Bus Erection - 2023**Unmitigated Construction On-Site**

	ROG	NOx	CO	SO2	Fugitive PM10	Exhaust PM10	PM10 Total	Fugitive PM2.5	Exhaust PM2.5	PM2.5 Total	Bio- CO2	NBio- CO2	Total CO2	CH4	N2O	CO2e
Category	tons/yr										MT/yr					
Off-Road	1.0600e-003	7.9200e-003	8.1900e-003	3.0000e-005		2.7000e-004	2.7000e-004		2.5000e-004	2.5000e-004	0.0000	2.5400	2.5400	8.2000e-004	0.0000	2.5605
Total	1.0600e-003	7.9200e-003	8.1900e-003	3.0000e-005		2.7000e-004	2.7000e-004		2.5000e-004	2.5000e-004	0.0000	2.5400	2.5400	8.2000e-004	0.0000	2.5605

Unmitigated Construction Off-Site

	ROG	NOx	CO	SO2	Fugitive PM10	Exhaust PM10	PM10 Total	Fugitive PM2.5	Exhaust PM2.5	PM2.5 Total	Bio- CO2	NBio- CO2	Total CO2	CH4	N2O	CO2e
Category	tons/yr										MT/yr					
Hauling	0.0000	0.0000	0.0000	0.0000	0.0000	0.0000	0.0000	0.0000	0.0000	0.0000	0.0000	0.0000	0.0000	0.0000	0.0000	0.0000
Vendor	8.0000e-005	3.4100e-003	1.0000e-003	0.0000	7.0000e-005	0.0000	7.0000e-005	2.0000e-005	0.0000	2.0000e-005	0.0000	0.4797	0.4797	4.0000e-005	0.0000	0.4807
Worker	7.0000e-005	5.0000e-005	4.9000e-004	0.0000	1.7000e-004	0.0000	1.7000e-004	5.0000e-005	0.0000	5.0000e-005	0.0000	0.1286	0.1286	0.0000	0.0000	0.1287
Total	1.5000e-004	3.4600e-003	1.4900e-003	0.0000	2.4000e-004	0.0000	2.4000e-004	7.0000e-005	0.0000	7.0000e-005	0.0000	0.6083	0.6083	4.0000e-005	0.0000	0.6094

CalEEMod Version: CalEEMod.2016.3.2

Page 69 of 125

Date: 2/11/2021 2:24 PM

Estrella Substation and Paso Robles Area Reinforcement Project - San Luis Obispo County, Annual

3.15 230-kV Substation Steel Bus Erection - 2023**Mitigated Construction On-Site**

	ROG	NOx	CO	SO2	Fugitive PM10	Exhaust PM10	PM10 Total	Fugitive PM2.5	Exhaust PM2.5	PM2.5 Total	Bio- CO2	NBio- CO2	Total CO2	CH4	N2O	CO2e
Category	tons/yr										MT/yr					
Off-Road	1.0600e-003	7.9200e-003	8.1900e-003	3.0000e-005		2.7000e-004	2.7000e-004		2.5000e-004	2.5000e-004	0.0000	2.5400	2.5400	8.2000e-004	0.0000	2.5605
Total	1.0600e-003	7.9200e-003	8.1900e-003	3.0000e-005		2.7000e-004	2.7000e-004		2.5000e-004	2.5000e-004	0.0000	2.5400	2.5400	8.2000e-004	0.0000	2.5605

Mitigated Construction Off-Site

	ROG	NOx	CO	SO2	Fugitive PM10	Exhaust PM10	PM10 Total	Fugitive PM2.5	Exhaust PM2.5	PM2.5 Total	Bio- CO2	NBio- CO2	Total CO2	CH4	N2O	CO2e
Category	tons/yr										MT/yr					
Hauling	0.0000	0.0000	0.0000	0.0000	0.0000	0.0000	0.0000	0.0000	0.0000	0.0000	0.0000	0.0000	0.0000	0.0000	0.0000	0.0000
Vendor	8.0000e-005	3.4100e-003	1.0000e-003	0.0000	7.0000e-005	0.0000	7.0000e-005	2.0000e-005	0.0000	2.0000e-005	0.0000	0.4797	0.4797	4.0000e-005	0.0000	0.4807
Worker	7.0000e-005	5.0000e-005	4.9000e-004	0.0000	1.7000e-004	0.0000	1.7000e-004	5.0000e-005	0.0000	5.0000e-005	0.0000	0.1286	0.1286	0.0000	0.0000	0.1287
Total	1.5000e-004	3.4600e-003	1.4900e-003	0.0000	2.4000e-004	0.0000	2.4000e-004	7.0000e-005	0.0000	7.0000e-005	0.0000	0.6083	0.6083	4.0000e-005	0.0000	0.6094

CalEEMod Version: CalEEMod.2016.3.2

Page 70 of 125

Date: 2/11/2021 2:24 PM

Estrella Substation and Paso Robles Area Reinforcement Project - San Luis Obispo County, Annual

3.16 230-kV Substation Install Yard Rock - 2022**Unmitigated Construction On-Site**

	ROG	NOx	CO	SO2	Fugitive PM10	Exhaust PM10	PM10 Total	Fugitive PM2.5	Exhaust PM2.5	PM2.5 Total	Bio- CO2	NBio- CO2	Total CO2	CH4	N2O	CO2e
Category	tons/yr										MT/yr					
Off-Road	2.9900e-003	0.0247	0.0237	8.0000e-005		9.0000e-004	9.0000e-004		8.3000e-004	8.3000e-004	0.0000	6.7103	6.7103	2.1700e-003	0.0000	6.7646
Total	2.9900e-003	0.0247	0.0237	8.0000e-005		9.0000e-004	9.0000e-004		8.3000e-004	8.3000e-004	0.0000	6.7103	6.7103	2.1700e-003	0.0000	6.7646

Unmitigated Construction Off-Site

	ROG	NOx	CO	SO2	Fugitive PM10	Exhaust PM10	PM10 Total	Fugitive PM2.5	Exhaust PM2.5	PM2.5 Total	Bio- CO2	NBio- CO2	Total CO2	CH4	N2O	CO2e
Category	tons/yr										MT/yr					
Hauling	0.0000	0.0000	0.0000	0.0000	0.0000	0.0000	0.0000	0.0000	0.0000	0.0000	0.0000	0.0000	0.0000	0.0000	0.0000	0.0000
Vendor	6.8000e-004	0.0208	5.8200e-003	6.0000e-005	1.4200e-003	7.0000e-005	1.4800e-003	4.1000e-004	7.0000e-005	4.7000e-004	0.0000	5.3217	5.3217	2.6000e-004	0.0000	5.3282
Worker	2.1000e-004	1.7000e-004	1.5300e-003	0.0000	4.8000e-004	0.0000	4.8000e-004	1.3000e-004	0.0000	1.3000e-004	0.0000	0.3769	0.3769	1.0000e-005	0.0000	0.3772
Total	8.9000e-004	0.0210	7.3500e-003	6.0000e-005	1.9000e-003	7.0000e-005	1.9600e-003	5.4000e-004	7.0000e-005	6.0000e-004	0.0000	5.6986	5.6986	2.7000e-004	0.0000	5.7054

CalEEMod Version: CalEEMod.2016.3.2

Page 71 of 125

Date: 2/11/2021 2:24 PM

Estrella Substation and Paso Robles Area Reinforcement Project - San Luis Obispo County, Annual

3.16 230-kV Substation Install Yard Rock - 2022**Mitigated Construction On-Site**

	ROG	NOx	CO	SO2	Fugitive PM10	Exhaust PM10	PM10 Total	Fugitive PM2.5	Exhaust PM2.5	PM2.5 Total	Bio- CO2	NBio- CO2	Total CO2	CH4	N2O	CO2e
Category	tons/yr										MT/yr					
Off-Road	2.9900e-003	0.0247	0.0237	8.0000e-005		9.0000e-004	9.0000e-004		8.3000e-004	8.3000e-004	0.0000	6.7103	6.7103	2.1700e-003	0.0000	6.7646
Total	2.9900e-003	0.0247	0.0237	8.0000e-005		9.0000e-004	9.0000e-004		8.3000e-004	8.3000e-004	0.0000	6.7103	6.7103	2.1700e-003	0.0000	6.7646

Mitigated Construction Off-Site

	ROG	NOx	CO	SO2	Fugitive PM10	Exhaust PM10	PM10 Total	Fugitive PM2.5	Exhaust PM2.5	PM2.5 Total	Bio- CO2	NBio- CO2	Total CO2	CH4	N2O	CO2e
Category	tons/yr										MT/yr					
Hauling	0.0000	0.0000	0.0000	0.0000	0.0000	0.0000	0.0000	0.0000	0.0000	0.0000	0.0000	0.0000	0.0000	0.0000	0.0000	0.0000
Vendor	6.8000e-004	0.0208	5.8200e-003	6.0000e-005	1.4200e-003	7.0000e-005	1.4800e-003	4.1000e-004	7.0000e-005	4.7000e-004	0.0000	5.3217	5.3217	2.6000e-004	0.0000	5.3282
Worker	2.1000e-004	1.7000e-004	1.5300e-003	0.0000	4.8000e-004	0.0000	4.8000e-004	1.3000e-004	0.0000	1.3000e-004	0.0000	0.3769	0.3769	1.0000e-005	0.0000	0.3772
Total	8.9000e-004	0.0210	7.3500e-003	6.0000e-005	1.9000e-003	7.0000e-005	1.9600e-003	5.4000e-004	7.0000e-005	6.0000e-004	0.0000	5.6986	5.6986	2.7000e-004	0.0000	5.7054

CalEEMod Version: CalEEMod.2016.3.2

Page 72 of 125

Date: 2/11/2021 2:24 PM

Estrella Substation and Paso Robles Area Reinforcement Project - San Luis Obispo County, Annual

3.16 230-kV Substation Install Yard Rock - 2023**Unmitigated Construction On-Site**

	ROG	NOx	CO	SO2	Fugitive PM10	Exhaust PM10	PM10 Total	Fugitive PM2.5	Exhaust PM2.5	PM2.5 Total	Bio- CO2	NBio- CO2	Total CO2	CH4	N2O	CO2e
Category	tons/yr										MT/yr					
Off-Road	3.5600e-003	0.0277	0.0292	1.0000e-004		9.9000e-004	9.9000e-004		9.1000e-004	9.1000e-004	0.0000	8.3936	8.3936	2.7100e-003	0.0000	8.4615
Total	3.5600e-003	0.0277	0.0292	1.0000e-004		9.9000e-004	9.9000e-004		9.1000e-004	9.1000e-004	0.0000	8.3936	8.3936	2.7100e-003	0.0000	8.4615

Unmitigated Construction Off-Site

	ROG	NOx	CO	SO2	Fugitive PM10	Exhaust PM10	PM10 Total	Fugitive PM2.5	Exhaust PM2.5	PM2.5 Total	Bio- CO2	NBio- CO2	Total CO2	CH4	N2O	CO2e
Category	tons/yr										MT/yr					
Hauling	0.0000	0.0000	0.0000	0.0000	0.0000	0.0000	0.0000	0.0000	0.0000	0.0000	0.0000	0.0000	0.0000	0.0000	0.0000	0.0000
Vendor	6.5000e-004	0.0206	6.4000e-003	7.0000e-005	1.7700e-003	4.0000e-005	1.8100e-003	5.1000e-004	4.0000e-005	5.5000e-004	0.0000	6.5317	6.5317	3.0000e-004	0.0000	6.5391
Worker	2.5000e-004	1.9000e-004	1.7500e-003	1.0000e-005	6.0000e-004	0.0000	6.0000e-004	1.6000e-004	0.0000	1.6000e-004	0.0000	0.4535	0.4535	1.0000e-005	0.0000	0.4539
Total	9.0000e-004	0.0208	8.1500e-003	8.0000e-005	2.3700e-003	4.0000e-005	2.4100e-003	6.7000e-004	4.0000e-005	7.1000e-004	0.0000	6.9852	6.9852	3.1000e-004	0.0000	6.9929

CalEEMod Version: CalEEMod.2016.3.2

Page 73 of 125

Date: 2/11/2021 2:24 PM

Estrella Substation and Paso Robles Area Reinforcement Project - San Luis Obispo County, Annual

3.16 230-kV Substation Install Yard Rock - 2023**Mitigated Construction On-Site**

	ROG	NOx	CO	SO2	Fugitive PM10	Exhaust PM10	PM10 Total	Fugitive PM2.5	Exhaust PM2.5	PM2.5 Total	Bio- CO2	NBio- CO2	Total CO2	CH4	N2O	CO2e
Category	tons/yr										MT/yr					
Off-Road	3.5600e-003	0.0277	0.0292	1.0000e-004		9.9000e-004	9.9000e-004		9.1000e-004	9.1000e-004	0.0000	8.3936	8.3936	2.7100e-003	0.0000	8.4614
Total	3.5600e-003	0.0277	0.0292	1.0000e-004		9.9000e-004	9.9000e-004		9.1000e-004	9.1000e-004	0.0000	8.3936	8.3936	2.7100e-003	0.0000	8.4614

Mitigated Construction Off-Site

	ROG	NOx	CO	SO2	Fugitive PM10	Exhaust PM10	PM10 Total	Fugitive PM2.5	Exhaust PM2.5	PM2.5 Total	Bio- CO2	NBio- CO2	Total CO2	CH4	N2O	CO2e
Category	tons/yr										MT/yr					
Hauling	0.0000	0.0000	0.0000	0.0000	0.0000	0.0000	0.0000	0.0000	0.0000	0.0000	0.0000	0.0000	0.0000	0.0000	0.0000	0.0000
Vendor	6.5000e-004	0.0206	6.4000e-003	7.0000e-005	1.7700e-003	4.0000e-005	1.8100e-003	5.1000e-004	4.0000e-005	5.5000e-004	0.0000	6.5317	6.5317	3.0000e-004	0.0000	6.5391
Worker	2.5000e-004	1.9000e-004	1.7500e-003	1.0000e-005	6.0000e-004	0.0000	6.0000e-004	1.6000e-004	0.0000	1.6000e-004	0.0000	0.4535	0.4535	1.0000e-005	0.0000	0.4539
Total	9.0000e-004	0.0208	8.1500e-003	8.0000e-005	2.3700e-003	4.0000e-005	2.4100e-003	6.7000e-004	4.0000e-005	7.1000e-004	0.0000	6.9852	6.9852	3.1000e-004	0.0000	6.9929

CalEEMod Version: CalEEMod.2016.3.2

Page 74 of 125

Date: 2/11/2021 2:24 PM

Estrella Substation and Paso Robles Area Reinforcement Project - San Luis Obispo County, Annual

3.17 70-kV Substation Steel Bus Erection - 2023**Unmitigated Construction On-Site**

	ROG	NOx	CO	SO2	Fugitive PM10	Exhaust PM10	PM10 Total	Fugitive PM2.5	Exhaust PM2.5	PM2.5 Total	Bio- CO2	NBio- CO2	Total CO2	CH4	N2O	CO2e
Category	tons/yr										MT/yr					
Off-Road	0.0107	0.0832	0.0921	3.0000e-004		2.7500e-003	2.7500e-003		2.5300e-003	2.5300e-003	0.0000	26.4162	26.4162	8.5400e-003	0.0000	26.6298
Total	0.0107	0.0832	0.0921	3.0000e-004		2.7500e-003	2.7500e-003		2.5300e-003	2.5300e-003	0.0000	26.4162	26.4162	8.5400e-003	0.0000	26.6298

Unmitigated Construction Off-Site

	ROG	NOx	CO	SO2	Fugitive PM10	Exhaust PM10	PM10 Total	Fugitive PM2.5	Exhaust PM2.5	PM2.5 Total	Bio- CO2	NBio- CO2	Total CO2	CH4	N2O	CO2e
Category	tons/yr										MT/yr					
Hauling	0.0000	0.0000	0.0000	0.0000	0.0000	0.0000	0.0000	0.0000	0.0000	0.0000	0.0000	0.0000	0.0000	0.0000	0.0000	0.0000
Vendor	4.3000e-004	0.0131	4.1300e-003	5.0000e-005	1.3800e-003	3.0000e-005	1.4100e-003	4.0000e-004	3.0000e-005	4.3000e-004	0.0000	4.8179	4.8179	2.0000e-004	0.0000	4.8228
Worker	4.3000e-004	3.2000e-004	3.0400e-003	1.0000e-005	9.9000e-004	1.0000e-005	1.0000e-003	2.6000e-004	1.0000e-005	2.7000e-004	0.0000	0.7565	0.7565	2.0000e-005	0.0000	0.7571
Total	8.6000e-004	0.0134	7.1700e-003	6.0000e-005	2.3700e-003	4.0000e-005	2.4100e-003	6.6000e-004	4.0000e-005	7.0000e-004	0.0000	5.5744	5.5744	2.2000e-004	0.0000	5.5799

CalEEMod Version: CalEEMod.2016.3.2

Page 75 of 125

Date: 2/11/2021 2:24 PM

Estrella Substation and Paso Robles Area Reinforcement Project - San Luis Obispo County, Annual

3.17 70-kV Substation Steel Bus Erection - 2023**Mitigated Construction On-Site**

	ROG	NOx	CO	SO2	Fugitive PM10	Exhaust PM10	PM10 Total	Fugitive PM2.5	Exhaust PM2.5	PM2.5 Total	Bio- CO2	NBio- CO2	Total CO2	CH4	N2O	CO2e
Category	tons/yr										MT/yr					
Off-Road	0.0107	0.0832	0.0921	3.0000e-004		2.7500e-003	2.7500e-003		2.5300e-003	2.5300e-003	0.0000	26.4161	26.4161	8.5400e-003	0.0000	26.6297
Total	0.0107	0.0832	0.0921	3.0000e-004		2.7500e-003	2.7500e-003		2.5300e-003	2.5300e-003	0.0000	26.4161	26.4161	8.5400e-003	0.0000	26.6297

Mitigated Construction Off-Site

	ROG	NOx	CO	SO2	Fugitive PM10	Exhaust PM10	PM10 Total	Fugitive PM2.5	Exhaust PM2.5	PM2.5 Total	Bio- CO2	NBio- CO2	Total CO2	CH4	N2O	CO2e
Category	tons/yr										MT/yr					
Hauling	0.0000	0.0000	0.0000	0.0000	0.0000	0.0000	0.0000	0.0000	0.0000	0.0000	0.0000	0.0000	0.0000	0.0000	0.0000	0.0000
Vendor	4.3000e-004	0.0131	4.1300e-003	5.0000e-005	1.3800e-003	3.0000e-005	1.4100e-003	4.0000e-004	3.0000e-005	4.3000e-004	0.0000	4.8179	4.8179	2.0000e-004	0.0000	4.8228
Worker	4.3000e-004	3.2000e-004	3.0400e-003	1.0000e-005	9.9000e-004	1.0000e-005	1.0000e-003	2.6000e-004	1.0000e-005	2.7000e-004	0.0000	0.7565	0.7565	2.0000e-005	0.0000	0.7571
Total	8.6000e-004	0.0134	7.1700e-003	6.0000e-005	2.3700e-003	4.0000e-005	2.4100e-003	6.6000e-004	4.0000e-005	7.0000e-004	0.0000	5.5744	5.5744	2.2000e-004	0.0000	5.5799

CalEEMod Version: CalEEMod.2016.3.2

Page 76 of 125

Date: 2/11/2021 2:24 PM

Estrella Substation and Paso Robles Area Reinforcement Project - San Luis Obispo County, Annual

3.18 230-kV Substation Transformer & Equip Delivery & Installation - 2023**Unmitigated Construction On-Site**

	ROG	NOx	CO	SO2	Fugitive PM10	Exhaust PM10	PM10 Total	Fugitive PM2.5	Exhaust PM2.5	PM2.5 Total	Bio- CO2	NBio- CO2	Total CO2	CH4	N2O	CO2e
Category	tons/yr										MT/yr					
Off-Road	0.0274	0.2029	0.2041	7.0000e-004		7.7700e-003	7.7700e-003		7.2400e-003	7.2400e-003	0.0000	61.3416	61.3416	0.0184	0.0000	61.8006
Total	0.0274	0.2029	0.2041	7.0000e-004		7.7700e-003	7.7700e-003		7.2400e-003	7.2400e-003	0.0000	61.3416	61.3416	0.0184	0.0000	61.8006

Unmitigated Construction Off-Site

	ROG	NOx	CO	SO2	Fugitive PM10	Exhaust PM10	PM10 Total	Fugitive PM2.5	Exhaust PM2.5	PM2.5 Total	Bio- CO2	NBio- CO2	Total CO2	CH4	N2O	CO2e
Category	tons/yr										MT/yr					
Hauling	0.0000	0.0000	0.0000	0.0000	0.0000	0.0000	0.0000	0.0000	0.0000	0.0000	0.0000	0.0000	0.0000	0.0000	0.0000	0.0000
Vendor	6.3000e-004	0.0255	7.4400e-003	4.0000e-005	4.8000e-004	2.0000e-005	5.0000e-004	1.4000e-004	2.0000e-005	1.6000e-004	0.0000	3.5344	3.5344	2.9000e-004	0.0000	3.5417
Worker	7.1000e-004	5.4000e-004	5.0400e-003	1.0000e-005	1.7000e-003	1.0000e-005	1.7200e-003	4.5000e-004	1.0000e-005	4.6000e-004	0.0000	1.2948	1.2948	4.0000e-005	0.0000	1.2957
Total	1.3400e-003	0.0260	0.0125	5.0000e-005	2.1800e-003	3.0000e-005	2.2200e-003	5.9000e-004	3.0000e-005	6.2000e-004	0.0000	4.8292	4.8292	3.3000e-004	0.0000	4.8374

CalEEMod Version: CalEEMod.2016.3.2

Page 77 of 125

Date: 2/11/2021 2:24 PM

Estrella Substation and Paso Robles Area Reinforcement Project - San Luis Obispo County, Annual

3.18 230-kV Substation Transformer & Equip Delivery & Installation - 2023**Mitigated Construction On-Site**

	ROG	NOx	CO	SO2	Fugitive PM10	Exhaust PM10	PM10 Total	Fugitive PM2.5	Exhaust PM2.5	PM2.5 Total	Bio- CO2	NBio- CO2	Total CO2	CH4	N2O	CO2e
Category	tons/yr										MT/yr					
Off-Road	0.0274	0.2029	0.2041	7.0000e-004		7.7700e-003	7.7700e-003		7.2400e-003	7.2400e-003	0.0000	61.3416	61.3416	0.0184	0.0000	61.8005
Total	0.0274	0.2029	0.2041	7.0000e-004		7.7700e-003	7.7700e-003		7.2400e-003	7.2400e-003	0.0000	61.3416	61.3416	0.0184	0.0000	61.8005

Mitigated Construction Off-Site

	ROG	NOx	CO	SO2	Fugitive PM10	Exhaust PM10	PM10 Total	Fugitive PM2.5	Exhaust PM2.5	PM2.5 Total	Bio- CO2	NBio- CO2	Total CO2	CH4	N2O	CO2e
Category	tons/yr										MT/yr					
Hauling	0.0000	0.0000	0.0000	0.0000	0.0000	0.0000	0.0000	0.0000	0.0000	0.0000	0.0000	0.0000	0.0000	0.0000	0.0000	0.0000
Vendor	6.3000e-004	0.0255	7.4400e-003	4.0000e-005	4.8000e-004	2.0000e-005	5.0000e-004	1.4000e-004	2.0000e-005	1.6000e-004	0.0000	3.5344	3.5344	2.9000e-004	0.0000	3.5417
Worker	7.1000e-004	5.4000e-004	5.0400e-003	1.0000e-005	1.7000e-003	1.0000e-005	1.7200e-003	4.5000e-004	1.0000e-005	4.6000e-004	0.0000	1.2948	1.2948	4.0000e-005	0.0000	1.2957
Total	1.3400e-003	0.0260	0.0125	5.0000e-005	2.1800e-003	3.0000e-005	2.2200e-003	5.9000e-004	3.0000e-005	6.2000e-004	0.0000	4.8292	4.8292	3.3000e-004	0.0000	4.8374

CalEEMod Version: CalEEMod.2016.3.2

Page 78 of 125

Date: 2/11/2021 2:24 PM

Estrella Substation and Paso Robles Area Reinforcement Project - San Luis Obispo County, Annual

3.19 230-kV Substation Control Enclosure Delivery and Install - 2023**Unmitigated Construction On-Site**

	ROG	NOx	CO	SO2	Fugitive PM10	Exhaust PM10	PM10 Total	Fugitive PM2.5	Exhaust PM2.5	PM2.5 Total	Bio- CO2	NBio- CO2	Total CO2	CH4	N2O	CO2e
Category	tons/yr										MT/yr					
Off-Road	1.5800e-003	0.0172	8.2500e-003	3.0000e-005		7.2000e-004	7.2000e-004		6.6000e-004	6.6000e-004	0.0000	2.2813	2.2813	7.4000e-004	0.0000	2.2997
Total	1.5800e-003	0.0172	8.2500e-003	3.0000e-005		7.2000e-004	7.2000e-004		6.6000e-004	6.6000e-004	0.0000	2.2813	2.2813	7.4000e-004	0.0000	2.2997

Unmitigated Construction Off-Site

	ROG	NOx	CO	SO2	Fugitive PM10	Exhaust PM10	PM10 Total	Fugitive PM2.5	Exhaust PM2.5	PM2.5 Total	Bio- CO2	NBio- CO2	Total CO2	CH4	N2O	CO2e
Category	tons/yr										MT/yr					
Hauling	0.0000	0.0000	0.0000	0.0000	0.0000	0.0000	0.0000	0.0000	0.0000	0.0000	0.0000	0.0000	0.0000	0.0000	0.0000	0.0000
Vendor	4.0000e-005	1.3400e-003	4.2000e-004	1.0000e-005	1.4000e-004	0.0000	1.4000e-004	4.0000e-005	0.0000	4.0000e-005	0.0000	0.4941	0.4941	2.0000e-005	0.0000	0.4947
Worker	2.1000e-004	1.6000e-004	1.5200e-003	0.0000	5.3000e-004	0.0000	5.4000e-004	1.4000e-004	0.0000	1.4000e-004	0.0000	0.4030	0.4030	1.0000e-005	0.0000	0.4032
Total	2.5000e-004	1.5000e-003	1.9400e-003	1.0000e-005	6.7000e-004	0.0000	6.8000e-004	1.8000e-004	0.0000	1.8000e-004	0.0000	0.8971	0.8971	3.0000e-005	0.0000	0.8979

CalEEMod Version: CalEEMod.2016.3.2

Page 79 of 125

Date: 2/11/2021 2:24 PM

Estrella Substation and Paso Robles Area Reinforcement Project - San Luis Obispo County, Annual

3.19 230-kV Substation Control Enclosure Delivery and Install - 2023**Mitigated Construction On-Site**

	ROG	NOx	CO	SO2	Fugitive PM10	Exhaust PM10	PM10 Total	Fugitive PM2.5	Exhaust PM2.5	PM2.5 Total	Bio- CO2	NBio- CO2	Total CO2	CH4	N2O	CO2e
Category	tons/yr										MT/yr					
Off-Road	1.5800e-003	0.0172	8.2500e-003	3.0000e-005		7.2000e-004	7.2000e-004		6.6000e-004	6.6000e-004	0.0000	2.2813	2.2813	7.4000e-004	0.0000	2.2997
Total	1.5800e-003	0.0172	8.2500e-003	3.0000e-005		7.2000e-004	7.2000e-004		6.6000e-004	6.6000e-004	0.0000	2.2813	2.2813	7.4000e-004	0.0000	2.2997

Mitigated Construction Off-Site

	ROG	NOx	CO	SO2	Fugitive PM10	Exhaust PM10	PM10 Total	Fugitive PM2.5	Exhaust PM2.5	PM2.5 Total	Bio- CO2	NBio- CO2	Total CO2	CH4	N2O	CO2e
Category	tons/yr										MT/yr					
Hauling	0.0000	0.0000	0.0000	0.0000	0.0000	0.0000	0.0000	0.0000	0.0000	0.0000	0.0000	0.0000	0.0000	0.0000	0.0000	0.0000
Vendor	4.0000e-005	1.3400e-003	4.2000e-004	1.0000e-005	1.4000e-004	0.0000	1.4000e-004	4.0000e-005	0.0000	4.0000e-005	0.0000	0.4941	0.4941	2.0000e-005	0.0000	0.4947
Worker	2.1000e-004	1.6000e-004	1.5200e-003	0.0000	5.3000e-004	0.0000	5.4000e-004	1.4000e-004	0.0000	1.4000e-004	0.0000	0.4030	0.4030	1.0000e-005	0.0000	0.4032
Total	2.5000e-004	1.5000e-003	1.9400e-003	1.0000e-005	6.7000e-004	0.0000	6.8000e-004	1.8000e-004	0.0000	1.8000e-004	0.0000	0.8971	0.8971	3.0000e-005	0.0000	0.8979

CalEEMod Version: CalEEMod.2016.3.2

Page 80 of 125

Date: 2/11/2021 2:24 PM

Estrella Substation and Paso Robles Area Reinforcement Project - San Luis Obispo County, Annual

3.20 230-kV Substation Remaining Equipment Delivery and Install - 2023

Unmitigated Construction On-Site

	ROG	NOx	CO	SO2	Fugitive PM10	Exhaust PM10	PM10 Total	Fugitive PM2.5	Exhaust PM2.5	PM2.5 Total	Bio- CO2	NBio- CO2	Total CO2	CH4	N2O	CO2e
Category	tons/yr										MT/yr					
Off-Road	4.9100e-003	0.0348	0.0321	1.3000e-004		1.2600e-003	1.2600e-003		1.1600e-003	1.1600e-003	0.0000	11.3207	11.3207	3.6600e-003	0.0000	11.4122
Total	4.9100e-003	0.0348	0.0321	1.3000e-004		1.2600e-003	1.2600e-003		1.1600e-003	1.1600e-003	0.0000	11.3207	11.3207	3.6600e-003	0.0000	11.4122

Unmitigated Construction Off-Site

	ROG	NOx	CO	SO2	Fugitive PM10	Exhaust PM10	PM10 Total	Fugitive PM2.5	Exhaust PM2.5	PM2.5 Total	Bio- CO2	NBio- CO2	Total CO2	CH4	N2O	CO2e
Category	tons/yr										MT/yr					
Hauling	0.0000	0.0000	0.0000	0.0000	0.0000	0.0000	0.0000	0.0000	0.0000	0.0000	0.0000	0.0000	0.0000	0.0000	0.0000	0.0000
Vendor	5.2000e-004	0.0209	6.1300e-003	3.0000e-005	4.5000e-004	2.0000e-005	4.7000e-004	1.3000e-004	2.0000e-005	1.5000e-004	0.0000	3.0534	3.0534	2.4000e-004	0.0000	3.0595
Worker	3.5000e-004	2.7000e-004	2.4700e-003	1.0000e-005	8.7000e-004	1.0000e-005	8.7000e-004	2.3000e-004	0.0000	2.4000e-004	0.0000	0.6548	0.6548	2.0000e-005	0.0000	0.6552
Total	8.7000e-004	0.0212	8.6000e-003	4.0000e-005	1.3200e-003	3.0000e-005	1.3400e-003	3.6000e-004	2.0000e-005	3.9000e-004	0.0000	3.7082	3.7082	2.6000e-004	0.0000	3.7147

CalEEMod Version: CalEEMod.2016.3.2

Page 81 of 125

Date: 2/11/2021 2:24 PM

Estrella Substation and Paso Robles Area Reinforcement Project - San Luis Obispo County, Annual

3.20 230-kV Substation Remaining Equipment Delivery and Install - 2023

Mitigated Construction On-Site

	ROG	NOx	CO	SO2	Fugitive PM10	Exhaust PM10	PM10 Total	Fugitive PM2.5	Exhaust PM2.5	PM2.5 Total	Bio- CO2	NBio- CO2	Total CO2	CH4	N2O	CO2e
Category	tons/yr										MT/yr					
Off-Road	4.9100e-003	0.0348	0.0321	1.3000e-004		1.2600e-003	1.2600e-003		1.1600e-003	1.1600e-003	0.0000	11.3207	11.3207	3.6600e-003	0.0000	11.4122
Total	4.9100e-003	0.0348	0.0321	1.3000e-004		1.2600e-003	1.2600e-003		1.1600e-003	1.1600e-003	0.0000	11.3207	11.3207	3.6600e-003	0.0000	11.4122

Mitigated Construction Off-Site

	ROG	NOx	CO	SO2	Fugitive PM10	Exhaust PM10	PM10 Total	Fugitive PM2.5	Exhaust PM2.5	PM2.5 Total	Bio- CO2	NBio- CO2	Total CO2	CH4	N2O	CO2e
Category	tons/yr										MT/yr					
Hauling	0.0000	0.0000	0.0000	0.0000	0.0000	0.0000	0.0000	0.0000	0.0000	0.0000	0.0000	0.0000	0.0000	0.0000	0.0000	0.0000
Vendor	5.2000e-004	0.0209	6.1300e-003	3.0000e-005	4.5000e-004	2.0000e-005	4.7000e-004	1.3000e-004	2.0000e-005	1.5000e-004	0.0000	3.0534	3.0534	2.4000e-004	0.0000	3.0595
Worker	3.5000e-004	2.7000e-004	2.4700e-003	1.0000e-005	8.7000e-004	1.0000e-005	8.7000e-004	2.3000e-004	0.0000	2.4000e-004	0.0000	0.6548	0.6548	2.0000e-005	0.0000	0.6552
Total	8.7000e-004	0.0212	8.6000e-003	4.0000e-005	1.3200e-003	3.0000e-005	1.3400e-003	3.6000e-004	2.0000e-005	3.9000e-004	0.0000	3.7082	3.7082	2.6000e-004	0.0000	3.7147

CalEEMod Version: CalEEMod.2016.3.2

Page 82 of 125

Date: 2/11/2021 2:24 PM

Estrella Substation and Paso Robles Area Reinforcement Project - San Luis Obispo County, Annual

3.21 230-kV Transmission Conductor - 2023**Unmitigated Construction On-Site**

	ROG	NOx	CO	SO2	Fugitive PM10	Exhaust PM10	PM10 Total	Fugitive PM2.5	Exhaust PM2.5	PM2.5 Total	Bio- CO2	NBio- CO2	Total CO2	CH4	N2O	CO2e
Category	tons/yr										MT/yr					
Off-Road	5.4000e-003	0.0472	0.0321	1.2000e-004		1.8500e-003	1.8500e-003		1.7000e-003	1.7000e-003	0.0000	10.3885	10.3885	3.3600e-003	0.0000	10.4725
Total	5.4000e-003	0.0472	0.0321	1.2000e-004		1.8500e-003	1.8500e-003		1.7000e-003	1.7000e-003	0.0000	10.3885	10.3885	3.3600e-003	0.0000	10.4725

Unmitigated Construction Off-Site

	ROG	NOx	CO	SO2	Fugitive PM10	Exhaust PM10	PM10 Total	Fugitive PM2.5	Exhaust PM2.5	PM2.5 Total	Bio- CO2	NBio- CO2	Total CO2	CH4	N2O	CO2e
Category	tons/yr										MT/yr					
Hauling	0.0000	0.0000	0.0000	0.0000	0.0000	0.0000	0.0000	0.0000	0.0000	0.0000	0.0000	0.0000	0.0000	0.0000	0.0000	0.0000
Vendor	1.2000e-004	3.6900e-003	1.1600e-003	1.0000e-005	3.9000e-004	1.0000e-005	4.0000e-004	1.1000e-004	1.0000e-005	1.2000e-004	0.0000	1.3589	1.3589	6.0000e-005	0.0000	1.3603
Worker	3.4000e-004	2.6000e-004	2.4100e-003	1.0000e-005	8.4000e-004	1.0000e-005	8.5000e-004	2.2000e-004	0.0000	2.3000e-004	0.0000	0.6390	0.6390	2.0000e-005	0.0000	0.6394
Total	4.6000e-004	3.9500e-003	3.5700e-003	2.0000e-005	1.2300e-003	2.0000e-005	1.2500e-003	3.3000e-004	1.0000e-005	3.5000e-004	0.0000	1.9969	1.9969	8.0000e-005	0.0000	1.9987

CalEEMod Version: CalEEMod.2016.3.2

Page 83 of 125

Date: 2/11/2021 2:24 PM

Estrella Substation and Paso Robles Area Reinforcement Project - San Luis Obispo County, Annual

3.21 230-kV Transmission Conductor - 2023**Mitigated Construction On-Site**

	ROG	NOx	CO	SO2	Fugitive PM10	Exhaust PM10	PM10 Total	Fugitive PM2.5	Exhaust PM2.5	PM2.5 Total	Bio- CO2	NBio- CO2	Total CO2	CH4	N2O	CO2e
Category	tons/yr										MT/yr					
Off-Road	5.4000e-003	0.0472	0.0321	1.2000e-004		1.8500e-003	1.8500e-003		1.7000e-003	1.7000e-003	0.0000	10.3885	10.3885	3.3600e-003	0.0000	10.4725
Total	5.4000e-003	0.0472	0.0321	1.2000e-004		1.8500e-003	1.8500e-003		1.7000e-003	1.7000e-003	0.0000	10.3885	10.3885	3.3600e-003	0.0000	10.4725

Mitigated Construction Off-Site

	ROG	NOx	CO	SO2	Fugitive PM10	Exhaust PM10	PM10 Total	Fugitive PM2.5	Exhaust PM2.5	PM2.5 Total	Bio- CO2	NBio- CO2	Total CO2	CH4	N2O	CO2e
Category	tons/yr										MT/yr					
Hauling	0.0000	0.0000	0.0000	0.0000	0.0000	0.0000	0.0000	0.0000	0.0000	0.0000	0.0000	0.0000	0.0000	0.0000	0.0000	0.0000
Vendor	1.2000e-004	3.6900e-003	1.1600e-003	1.0000e-005	3.9000e-004	1.0000e-005	4.0000e-004	1.1000e-004	1.0000e-005	1.2000e-004	0.0000	1.3589	1.3589	6.0000e-005	0.0000	1.3603
Worker	3.4000e-004	2.6000e-004	2.4100e-003	1.0000e-005	8.4000e-004	1.0000e-005	8.5000e-004	2.2000e-004	0.0000	2.3000e-004	0.0000	0.6390	0.6390	2.0000e-005	0.0000	0.6394
Total	4.6000e-004	3.9500e-003	3.5700e-003	2.0000e-005	1.2300e-003	2.0000e-005	1.2500e-003	3.3000e-004	1.0000e-005	3.5000e-004	0.0000	1.9969	1.9969	8.0000e-005	0.0000	1.9987

CalEEMod Version: CalEEMod.2016.3.2

Page 84 of 125

Date: 2/11/2021 2:24 PM

Estrella Substation and Paso Robles Area Reinforcement Project - San Luis Obispo County, Annual

3.22 70-kV Substation Equip Delivery & Installation - 2023**Unmitigated Construction On-Site**

	ROG	NOx	CO	SO2	Fugitive PM10	Exhaust PM10	PM10 Total	Fugitive PM2.5	Exhaust PM2.5	PM2.5 Total	Bio- CO2	NBio- CO2	Total CO2	CH4	N2O	CO2e
Category	tons/yr										MT/yr					
Off-Road	3.3100e-003	0.0260	0.0293	9.0000e-005		8.5000e-004	8.5000e-004		7.8000e-004	7.8000e-004	0.0000	8.2297	8.2297	2.6600e-003	0.0000	8.2962
Total	3.3100e-003	0.0260	0.0293	9.0000e-005		8.5000e-004	8.5000e-004		7.8000e-004	7.8000e-004	0.0000	8.2297	8.2297	2.6600e-003	0.0000	8.2962

Unmitigated Construction Off-Site

	ROG	NOx	CO	SO2	Fugitive PM10	Exhaust PM10	PM10 Total	Fugitive PM2.5	Exhaust PM2.5	PM2.5 Total	Bio- CO2	NBio- CO2	Total CO2	CH4	N2O	CO2e
Category	tons/yr										MT/yr					
Hauling	0.0000	0.0000	0.0000	0.0000	0.0000	0.0000	0.0000	0.0000	0.0000	0.0000	0.0000	0.0000	0.0000	0.0000	0.0000	0.0000
Vendor	4.0000e-004	0.0121	3.8100e-003	5.0000e-005	1.2700e-003	3.0000e-005	1.3000e-003	3.7000e-004	3.0000e-005	3.9000e-004	0.0000	4.4473	4.4473	1.8000e-004	0.0000	4.4519
Worker	3.5000e-004	2.6000e-004	2.4900e-003	1.0000e-005	8.2000e-004	1.0000e-005	8.2000e-004	2.2000e-004	0.0000	2.2000e-004	0.0000	0.6251	0.6251	2.0000e-005	0.0000	0.6255
Total	7.5000e-004	0.0123	6.3000e-003	6.0000e-005	2.0900e-003	4.0000e-005	2.1200e-003	5.9000e-004	3.0000e-005	6.1000e-004	0.0000	5.0724	5.0724	2.0000e-004	0.0000	5.0774

CalEEMod Version: CalEEMod.2016.3.2

Page 85 of 125

Date: 2/11/2021 2:24 PM

Estrella Substation and Paso Robles Area Reinforcement Project - San Luis Obispo County, Annual

3.22 70-kV Substation Equip Delivery & Installation - 2023**Mitigated Construction On-Site**

	ROG	NOx	CO	SO2	Fugitive PM10	Exhaust PM10	PM10 Total	Fugitive PM2.5	Exhaust PM2.5	PM2.5 Total	Bio- CO2	NBio- CO2	Total CO2	CH4	N2O	CO2e
Category	tons/yr										MT/yr					
Off-Road	3.3100e-003	0.0260	0.0293	9.0000e-005		8.5000e-004	8.5000e-004		7.8000e-004	7.8000e-004	0.0000	8.2297	8.2297	2.6600e-003	0.0000	8.2962
Total	3.3100e-003	0.0260	0.0293	9.0000e-005		8.5000e-004	8.5000e-004		7.8000e-004	7.8000e-004	0.0000	8.2297	8.2297	2.6600e-003	0.0000	8.2962

Mitigated Construction Off-Site

	ROG	NOx	CO	SO2	Fugitive PM10	Exhaust PM10	PM10 Total	Fugitive PM2.5	Exhaust PM2.5	PM2.5 Total	Bio- CO2	NBio- CO2	Total CO2	CH4	N2O	CO2e
Category	tons/yr										MT/yr					
Hauling	0.0000	0.0000	0.0000	0.0000	0.0000	0.0000	0.0000	0.0000	0.0000	0.0000	0.0000	0.0000	0.0000	0.0000	0.0000	0.0000
Vendor	4.0000e-004	0.0121	3.8100e-003	5.0000e-005	1.2700e-003	3.0000e-005	1.3000e-003	3.7000e-004	3.0000e-005	3.9000e-004	0.0000	4.4473	4.4473	1.8000e-004	0.0000	4.4519
Worker	3.5000e-004	2.6000e-004	2.4900e-003	1.0000e-005	8.2000e-004	1.0000e-005	8.2000e-004	2.2000e-004	0.0000	2.2000e-004	0.0000	0.6251	0.6251	2.0000e-005	0.0000	0.6255
Total	7.5000e-004	0.0123	6.3000e-003	6.0000e-005	2.0900e-003	4.0000e-005	2.1200e-003	5.9000e-004	3.0000e-005	6.1000e-004	0.0000	5.0724	5.0724	2.0000e-004	0.0000	5.0774

CalEEMod Version: CalEEMod.2016.3.2

Page 86 of 125

Date: 2/11/2021 2:24 PM

Estrella Substation and Paso Robles Area Reinforcement Project - San Luis Obispo County, Annual

3.23 70-kV Substation Control Enclosure Delivery and Install - 2023**Unmitigated Construction On-Site**

	ROG	NOx	CO	SO2	Fugitive PM10	Exhaust PM10	PM10 Total	Fugitive PM2.5	Exhaust PM2.5	PM2.5 Total	Bio- CO2	NBio- CO2	Total CO2	CH4	N2O	CO2e
Category	tons/yr										MT/yr					
Off-Road	0.0000	0.0000	0.0000	0.0000		0.0000	0.0000		0.0000	0.0000	0.0000	0.0000	0.0000	0.0000	0.0000	0.0000
Total	0.0000	0.0000	0.0000	0.0000		0.0000	0.0000		0.0000	0.0000	0.0000	0.0000	0.0000	0.0000	0.0000	0.0000

Unmitigated Construction Off-Site

	ROG	NOx	CO	SO2	Fugitive PM10	Exhaust PM10	PM10 Total	Fugitive PM2.5	Exhaust PM2.5	PM2.5 Total	Bio- CO2	NBio- CO2	Total CO2	CH4	N2O	CO2e
Category	tons/yr										MT/yr					
Hauling	0.0000	0.0000	0.0000	0.0000	0.0000	0.0000	0.0000	0.0000	0.0000	0.0000	0.0000	0.0000	0.0000	0.0000	0.0000	0.0000
Vendor	2.0000e-005	6.7000e-004	2.1000e-004	0.0000	7.0000e-005	0.0000	7.0000e-005	2.0000e-005	0.0000	2.0000e-005	0.0000	0.2471	0.2471	1.0000e-005	0.0000	0.2473
Worker	1.0000e-004	8.0000e-005	7.1000e-004	0.0000	2.5000e-004	0.0000	2.5000e-004	7.0000e-005	0.0000	7.0000e-005	0.0000	0.1865	0.1865	1.0000e-005	0.0000	0.1866
Total	1.2000e-004	7.5000e-004	9.2000e-004	0.0000	3.2000e-004	0.0000	3.2000e-004	9.0000e-005	0.0000	9.0000e-005	0.0000	0.4335	0.4335	2.0000e-005	0.0000	0.4339

CalEEMod Version: CalEEMod.2016.3.2

Page 87 of 125

Date: 2/11/2021 2:24 PM

Estrella Substation and Paso Robles Area Reinforcement Project - San Luis Obispo County, Annual

3.23 70-kV Substation Control Enclosure Delivery and Install - 2023**Mitigated Construction On-Site**

	ROG	NOx	CO	SO2	Fugitive PM10	Exhaust PM10	PM10 Total	Fugitive PM2.5	Exhaust PM2.5	PM2.5 Total	Bio- CO2	NBio- CO2	Total CO2	CH4	N2O	CO2e
Category	tons/yr										MT/yr					
Off-Road	0.0000	0.0000	0.0000	0.0000		0.0000	0.0000		0.0000	0.0000	0.0000	0.0000	0.0000	0.0000	0.0000	0.0000
Total	0.0000	0.0000	0.0000	0.0000		0.0000	0.0000		0.0000	0.0000	0.0000	0.0000	0.0000	0.0000	0.0000	0.0000

Mitigated Construction Off-Site

	ROG	NOx	CO	SO2	Fugitive PM10	Exhaust PM10	PM10 Total	Fugitive PM2.5	Exhaust PM2.5	PM2.5 Total	Bio- CO2	NBio- CO2	Total CO2	CH4	N2O	CO2e
Category	tons/yr										MT/yr					
Hauling	0.0000	0.0000	0.0000	0.0000	0.0000	0.0000	0.0000	0.0000	0.0000	0.0000	0.0000	0.0000	0.0000	0.0000	0.0000	0.0000
Vendor	2.0000e-005	6.7000e-004	2.1000e-004	0.0000	7.0000e-005	0.0000	7.0000e-005	2.0000e-005	0.0000	2.0000e-005	0.0000	0.2471	0.2471	1.0000e-005	0.0000	0.2473
Worker	1.0000e-004	8.0000e-005	7.1000e-004	0.0000	2.5000e-004	0.0000	2.5000e-004	7.0000e-005	0.0000	7.0000e-005	0.0000	0.1865	0.1865	1.0000e-005	0.0000	0.1866
Total	1.2000e-004	7.5000e-004	9.2000e-004	0.0000	3.2000e-004	0.0000	3.2000e-004	9.0000e-005	0.0000	9.0000e-005	0.0000	0.4335	0.4335	2.0000e-005	0.0000	0.4339

CalEEMod Version: CalEEMod.2016.3.2

Page 88 of 125

Date: 2/11/2021 2:24 PM

Estrella Substation and Paso Robles Area Reinforcement Project - San Luis Obispo County, Annual

3.24 230-kV Transmission Site Clean-up and Restoration - 2023**Unmitigated Construction On-Site**

	ROG	NOx	CO	SO2	Fugitive PM10	Exhaust PM10	PM10 Total	Fugitive PM2.5	Exhaust PM2.5	PM2.5 Total	Bio- CO2	NBio- CO2	Total CO2	CH4	N2O	CO2e
Category	tons/yr										MT/yr					
Off-Road	1.3800e-003	0.0163	8.4200e-003	2.0000e-005		5.7000e-004	5.7000e-004		5.2000e-004	5.2000e-004	0.0000	2.1545	2.1545	7.0000e-004	0.0000	2.1719
Total	1.3800e-003	0.0163	8.4200e-003	2.0000e-005		5.7000e-004	5.7000e-004		5.2000e-004	5.2000e-004	0.0000	2.1545	2.1545	7.0000e-004	0.0000	2.1719

Unmitigated Construction Off-Site

	ROG	NOx	CO	SO2	Fugitive PM10	Exhaust PM10	PM10 Total	Fugitive PM2.5	Exhaust PM2.5	PM2.5 Total	Bio- CO2	NBio- CO2	Total CO2	CH4	N2O	CO2e
Category	tons/yr										MT/yr					
Hauling	0.0000	0.0000	0.0000	0.0000	0.0000	0.0000	0.0000	0.0000	0.0000	0.0000	0.0000	0.0000	0.0000	0.0000	0.0000	0.0000
Vendor	1.0000e-004	3.0200e-003	9.5000e-004	1.0000e-005	3.2000e-004	1.0000e-005	3.2000e-004	9.0000e-005	1.0000e-005	1.0000e-004	0.0000	1.1118	1.1118	5.0000e-005	0.0000	1.1130
Worker	1.2000e-004	1.0000e-004	8.9000e-004	0.0000	3.1000e-004	0.0000	3.1000e-004	8.0000e-005	0.0000	8.0000e-005	0.0000	0.2351	0.2351	1.0000e-005	0.0000	0.2352
Total	2.2000e-004	3.1200e-003	1.8400e-003	1.0000e-005	6.3000e-004	1.0000e-005	6.3000e-004	1.7000e-004	1.0000e-005	1.8000e-004	0.0000	1.3469	1.3469	6.0000e-005	0.0000	1.3482

CalEEMod Version: CalEEMod.2016.3.2

Page 89 of 125

Date: 2/11/2021 2:24 PM

Estrella Substation and Paso Robles Area Reinforcement Project - San Luis Obispo County, Annual

3.24 230-kV Transmission Site Clean-up and Restoration - 2023**Mitigated Construction On-Site**

	ROG	NOx	CO	SO2	Fugitive PM10	Exhaust PM10	PM10 Total	Fugitive PM2.5	Exhaust PM2.5	PM2.5 Total	Bio- CO2	NBio- CO2	Total CO2	CH4	N2O	CO2e
Category	tons/yr										MT/yr					
Off-Road	1.3800e-003	0.0163	8.4200e-003	2.0000e-005		5.7000e-004	5.7000e-004		5.2000e-004	5.2000e-004	0.0000	2.1545	2.1545	7.0000e-004	0.0000	2.1719
Total	1.3800e-003	0.0163	8.4200e-003	2.0000e-005		5.7000e-004	5.7000e-004		5.2000e-004	5.2000e-004	0.0000	2.1545	2.1545	7.0000e-004	0.0000	2.1719

Mitigated Construction Off-Site

	ROG	NOx	CO	SO2	Fugitive PM10	Exhaust PM10	PM10 Total	Fugitive PM2.5	Exhaust PM2.5	PM2.5 Total	Bio- CO2	NBio- CO2	Total CO2	CH4	N2O	CO2e
Category	tons/yr										MT/yr					
Hauling	0.0000	0.0000	0.0000	0.0000	0.0000	0.0000	0.0000	0.0000	0.0000	0.0000	0.0000	0.0000	0.0000	0.0000	0.0000	0.0000
Vendor	1.0000e-004	3.0200e-003	9.5000e-004	1.0000e-005	3.2000e-004	1.0000e-005	3.2000e-004	9.0000e-005	1.0000e-005	1.0000e-004	0.0000	1.1118	1.1118	5.0000e-005	0.0000	1.1130
Worker	1.2000e-004	1.0000e-004	8.9000e-004	0.0000	3.1000e-004	0.0000	3.1000e-004	8.0000e-005	0.0000	8.0000e-005	0.0000	0.2351	0.2351	1.0000e-005	0.0000	0.2352
Total	2.2000e-004	3.1200e-003	1.8400e-003	1.0000e-005	6.3000e-004	1.0000e-005	6.3000e-004	1.7000e-004	1.0000e-005	1.8000e-004	0.0000	1.3469	1.3469	6.0000e-005	0.0000	1.3482

CalEEMod Version: CalEEMod.2016.3.2

Page 90 of 125

Date: 2/11/2021 2:24 PM

Estrella Substation and Paso Robles Area Reinforcement Project - San Luis Obispo County, Annual

3.25 230-kV Substation Cable Installation and Termination - 2023**Unmitigated Construction On-Site**

	ROG	NOx	CO	SO2	Fugitive PM10	Exhaust PM10	PM10 Total	Fugitive PM2.5	Exhaust PM2.5	PM2.5 Total	Bio- CO2	NBio- CO2	Total CO2	CH4	N2O	CO2e
Category	tons/yr										MT/yr					
Off-Road	2.0000e-004	3.1500e-003	6.4500e-003	1.0000e-005		5.0000e-005	5.0000e-005		5.0000e-005	5.0000e-005	0.0000	0.8711	0.8711	2.8000e-004	0.0000	0.8782
Total	2.0000e-004	3.1500e-003	6.4500e-003	1.0000e-005		5.0000e-005	5.0000e-005		5.0000e-005	5.0000e-005	0.0000	0.8711	0.8711	2.8000e-004	0.0000	0.8782

Unmitigated Construction Off-Site

	ROG	NOx	CO	SO2	Fugitive PM10	Exhaust PM10	PM10 Total	Fugitive PM2.5	Exhaust PM2.5	PM2.5 Total	Bio- CO2	NBio- CO2	Total CO2	CH4	N2O	CO2e
Category	tons/yr										MT/yr					
Hauling	0.0000	0.0000	0.0000	0.0000	0.0000	0.0000	0.0000	0.0000	0.0000	0.0000	0.0000	0.0000	0.0000	0.0000	0.0000	0.0000
Vendor	7.0000e-005	2.0100e-003	6.3000e-004	1.0000e-005	2.1000e-004	0.0000	2.2000e-004	6.0000e-005	0.0000	7.0000e-005	0.0000	0.7412	0.7412	3.0000e-005	0.0000	0.7420
Worker	1.8000e-004	1.4000e-004	1.2700e-003	0.0000	4.4000e-004	0.0000	4.5000e-004	1.2000e-004	0.0000	1.2000e-004	0.0000	0.3358	0.3358	1.0000e-005	0.0000	0.3360
Total	2.5000e-004	2.1500e-003	1.9000e-003	1.0000e-005	6.5000e-004	0.0000	6.7000e-004	1.8000e-004	0.0000	1.9000e-004	0.0000	1.0770	1.0770	4.0000e-005	0.0000	1.0780

CalEEMod Version: CalEEMod.2016.3.2

Page 91 of 125

Date: 2/11/2021 2:24 PM

Estrella Substation and Paso Robles Area Reinforcement Project - San Luis Obispo County, Annual

3.25 230-kV Substation Cable Installation and Termination - 2023**Mitigated Construction On-Site**

	ROG	NOx	CO	SO2	Fugitive PM10	Exhaust PM10	PM10 Total	Fugitive PM2.5	Exhaust PM2.5	PM2.5 Total	Bio- CO2	NBio- CO2	Total CO2	CH4	N2O	CO2e
Category	tons/yr										MT/yr					
Off-Road	2.0000e-004	3.1500e-003	6.4500e-003	1.0000e-005		5.0000e-005	5.0000e-005		5.0000e-005	5.0000e-005	0.0000	0.8711	0.8711	2.8000e-004	0.0000	0.8782
Total	2.0000e-004	3.1500e-003	6.4500e-003	1.0000e-005		5.0000e-005	5.0000e-005		5.0000e-005	5.0000e-005	0.0000	0.8711	0.8711	2.8000e-004	0.0000	0.8782

Mitigated Construction Off-Site

	ROG	NOx	CO	SO2	Fugitive PM10	Exhaust PM10	PM10 Total	Fugitive PM2.5	Exhaust PM2.5	PM2.5 Total	Bio- CO2	NBio- CO2	Total CO2	CH4	N2O	CO2e
Category	tons/yr										MT/yr					
Hauling	0.0000	0.0000	0.0000	0.0000	0.0000	0.0000	0.0000	0.0000	0.0000	0.0000	0.0000	0.0000	0.0000	0.0000	0.0000	0.0000
Vendor	7.0000e-005	2.0100e-003	6.3000e-004	1.0000e-005	2.1000e-004	0.0000	2.2000e-004	6.0000e-005	0.0000	7.0000e-005	0.0000	0.7412	0.7412	3.0000e-005	0.0000	0.7420
Worker	1.8000e-004	1.4000e-004	1.2700e-003	0.0000	4.4000e-004	0.0000	4.5000e-004	1.2000e-004	0.0000	1.2000e-004	0.0000	0.3358	0.3358	1.0000e-005	0.0000	0.3360
Total	2.5000e-004	2.1500e-003	1.9000e-003	1.0000e-005	6.5000e-004	0.0000	6.7000e-004	1.8000e-004	0.0000	1.9000e-004	0.0000	1.0770	1.0770	4.0000e-005	0.0000	1.0780

CalEEMod Version: CalEEMod.2016.3.2

Page 92 of 125

Date: 2/11/2021 2:24 PM

Estrella Substation and Paso Robles Area Reinforcement Project - San Luis Obispo County, Annual

3.26 230-kV Substation Testing and Commissioning - 2023**Unmitigated Construction On-Site**

	ROG	NOx	CO	SO2	Fugitive PM10	Exhaust PM10	PM10 Total	Fugitive PM2.5	Exhaust PM2.5	PM2.5 Total	Bio- CO2	NBio- CO2	Total CO2	CH4	N2O	CO2e
Category	tons/yr										MT/yr					
Off-Road	0.0000	0.0000	0.0000	0.0000		0.0000	0.0000		0.0000	0.0000	0.0000	0.0000	0.0000	0.0000	0.0000	0.0000
Total	0.0000	0.0000	0.0000	0.0000		0.0000	0.0000		0.0000	0.0000	0.0000	0.0000	0.0000	0.0000	0.0000	0.0000

Unmitigated Construction Off-Site

	ROG	NOx	CO	SO2	Fugitive PM10	Exhaust PM10	PM10 Total	Fugitive PM2.5	Exhaust PM2.5	PM2.5 Total	Bio- CO2	NBio- CO2	Total CO2	CH4	N2O	CO2e
Category	tons/yr										MT/yr					
Hauling	0.0000	0.0000	0.0000	0.0000	0.0000	0.0000	0.0000	0.0000	0.0000	0.0000	0.0000	0.0000	0.0000	0.0000	0.0000	0.0000
Vendor	1.4500e-003	0.0436	0.0138	1.7000e-004	4.5900e-003	1.0000e-004	4.6900e-003	1.3300e-003	1.0000e-004	1.4200e-003	0.0000	16.0596	16.0596	6.6000e-004	0.0000	16.0761
Worker	4.1000e-004	3.0000e-004	2.8400e-003	1.0000e-005	9.1000e-004	1.0000e-005	9.1000e-004	2.4000e-004	1.0000e-005	2.5000e-004	0.0000	0.6946	0.6946	2.0000e-005	0.0000	0.6951
Total	1.8600e-003	0.0439	0.0166	1.8000e-004	5.5000e-003	1.1000e-004	5.6000e-003	1.5700e-003	1.1000e-004	1.6700e-003	0.0000	16.7542	16.7542	6.8000e-004	0.0000	16.7713

CalEEMod Version: CalEEMod.2016.3.2

Page 93 of 125

Date: 2/11/2021 2:24 PM

Estrella Substation and Paso Robles Area Reinforcement Project - San Luis Obispo County, Annual

3.26 230-kV Substation Testing and Commissioning - 2023**Mitigated Construction On-Site**

	ROG	NOx	CO	SO2	Fugitive PM10	Exhaust PM10	PM10 Total	Fugitive PM2.5	Exhaust PM2.5	PM2.5 Total	Bio- CO2	NBio- CO2	Total CO2	CH4	N2O	CO2e
Category	tons/yr										MT/yr					
Off-Road	0.0000	0.0000	0.0000	0.0000		0.0000	0.0000		0.0000	0.0000	0.0000	0.0000	0.0000	0.0000	0.0000	0.0000
Total	0.0000	0.0000	0.0000	0.0000		0.0000	0.0000		0.0000	0.0000	0.0000	0.0000	0.0000	0.0000	0.0000	0.0000

Mitigated Construction Off-Site

	ROG	NOx	CO	SO2	Fugitive PM10	Exhaust PM10	PM10 Total	Fugitive PM2.5	Exhaust PM2.5	PM2.5 Total	Bio- CO2	NBio- CO2	Total CO2	CH4	N2O	CO2e
Category	tons/yr										MT/yr					
Hauling	0.0000	0.0000	0.0000	0.0000	0.0000	0.0000	0.0000	0.0000	0.0000	0.0000	0.0000	0.0000	0.0000	0.0000	0.0000	0.0000
Vendor	1.4500e-003	0.0436	0.0138	1.7000e-004	4.5900e-003	1.0000e-004	4.6900e-003	1.3300e-003	1.0000e-004	1.4200e-003	0.0000	16.0596	16.0596	6.6000e-004	0.0000	16.0761
Worker	4.1000e-004	3.0000e-004	2.8400e-003	1.0000e-005	9.1000e-004	1.0000e-005	9.1000e-004	2.4000e-004	1.0000e-005	2.5000e-004	0.0000	0.6946	0.6946	2.0000e-005	0.0000	0.6951
Total	1.8600e-003	0.0439	0.0166	1.8000e-004	5.5000e-003	1.1000e-004	5.6000e-003	1.5700e-003	1.1000e-004	1.6700e-003	0.0000	16.7542	16.7542	6.8000e-004	0.0000	16.7713

CalEEMod Version: CalEEMod.2016.3.2

Page 94 of 125

Date: 2/11/2021 2:24 PM

Estrella Substation and Paso Robles Area Reinforcement Project - San Luis Obispo County, Annual

3.27 70-kV Substation Cable Installation and Termination - 2023**Unmitigated Construction On-Site**

	ROG	NOx	CO	SO2	Fugitive PM10	Exhaust PM10	PM10 Total	Fugitive PM2.5	Exhaust PM2.5	PM2.5 Total	Bio- CO2	NBio- CO2	Total CO2	CH4	N2O	CO2e
Category	tons/yr										MT/yr					
Off-Road	0.0000	0.0000	0.0000	0.0000		0.0000	0.0000		0.0000	0.0000	0.0000	0.0000	0.0000	0.0000	0.0000	0.0000
Total	0.0000	0.0000	0.0000	0.0000		0.0000	0.0000		0.0000	0.0000	0.0000	0.0000	0.0000	0.0000	0.0000	0.0000

Unmitigated Construction Off-Site

	ROG	NOx	CO	SO2	Fugitive PM10	Exhaust PM10	PM10 Total	Fugitive PM2.5	Exhaust PM2.5	PM2.5 Total	Bio- CO2	NBio- CO2	Total CO2	CH4	N2O	CO2e
Category	tons/yr										MT/yr					
Hauling	0.0000	0.0000	0.0000	0.0000	0.0000	0.0000	0.0000	0.0000	0.0000	0.0000	0.0000	0.0000	0.0000	0.0000	0.0000	0.0000
Vendor	1.0000e-004	3.0200e-003	9.5000e-004	1.0000e-005	3.2000e-004	1.0000e-005	3.2000e-004	9.0000e-005	1.0000e-005	1.0000e-004	0.0000	1.1118	1.1118	5.0000e-005	0.0000	1.1130
Worker	2.4000e-004	1.8000e-004	1.6900e-003	0.0000	5.4000e-004	0.0000	5.4000e-004	1.4000e-004	0.0000	1.5000e-004	0.0000	0.4127	0.4127	1.0000e-005	0.0000	0.4130
Total	3.4000e-004	3.2000e-003	2.6400e-003	1.0000e-005	8.6000e-004	1.0000e-005	8.6000e-004	2.3000e-004	1.0000e-005	2.5000e-004	0.0000	1.5245	1.5245	6.0000e-005	0.0000	1.5259

CalEEMod Version: CalEEMod.2016.3.2

Page 95 of 125

Date: 2/11/2021 2:24 PM

Estrella Substation and Paso Robles Area Reinforcement Project - San Luis Obispo County, Annual

3.27 70-kV Substation Cable Installation and Termination - 2023**Mitigated Construction On-Site**

	ROG	NOx	CO	SO2	Fugitive PM10	Exhaust PM10	PM10 Total	Fugitive PM2.5	Exhaust PM2.5	PM2.5 Total	Bio- CO2	NBio- CO2	Total CO2	CH4	N2O	CO2e
Category	tons/yr										MT/yr					
Off-Road	0.0000	0.0000	0.0000	0.0000		0.0000	0.0000		0.0000	0.0000	0.0000	0.0000	0.0000	0.0000	0.0000	0.0000
Total	0.0000	0.0000	0.0000	0.0000		0.0000	0.0000		0.0000	0.0000	0.0000	0.0000	0.0000	0.0000	0.0000	0.0000

Mitigated Construction Off-Site

	ROG	NOx	CO	SO2	Fugitive PM10	Exhaust PM10	PM10 Total	Fugitive PM2.5	Exhaust PM2.5	PM2.5 Total	Bio- CO2	NBio- CO2	Total CO2	CH4	N2O	CO2e
Category	tons/yr										MT/yr					
Hauling	0.0000	0.0000	0.0000	0.0000	0.0000	0.0000	0.0000	0.0000	0.0000	0.0000	0.0000	0.0000	0.0000	0.0000	0.0000	0.0000
Vendor	1.0000e-004	3.0200e-003	9.5000e-004	1.0000e-005	3.2000e-004	1.0000e-005	3.2000e-004	9.0000e-005	1.0000e-005	1.0000e-004	0.0000	1.1118	1.1118	5.0000e-005	0.0000	1.1130
Worker	2.4000e-004	1.8000e-004	1.6900e-003	0.0000	5.4000e-004	0.0000	5.4000e-004	1.4000e-004	0.0000	1.5000e-004	0.0000	0.4127	0.4127	1.0000e-005	0.0000	0.4130
Total	3.4000e-004	3.2000e-003	2.6400e-003	1.0000e-005	8.6000e-004	1.0000e-005	8.6000e-004	2.3000e-004	1.0000e-005	2.5000e-004	0.0000	1.5245	1.5245	6.0000e-005	0.0000	1.5259

CalEEMod Version: CalEEMod.2016.3.2

Page 96 of 125

Date: 2/11/2021 2:24 PM

Estrella Substation and Paso Robles Area Reinforcement Project - San Luis Obispo County, Annual

3.28 70-kV Power Line Site Development Mobilization - 2023**Unmitigated Construction On-Site**

	ROG	NOx	CO	SO2	Fugitive PM10	Exhaust PM10	PM10 Total	Fugitive PM2.5	Exhaust PM2.5	PM2.5 Total	Bio- CO2	NBio- CO2	Total CO2	CH4	N2O	CO2e
Category	tons/yr										MT/yr					
Fugitive Dust					9.5400e-003	0.0000	9.5400e-003	1.0300e-003	0.0000	1.0300e-003	0.0000	0.0000	0.0000	0.0000	0.0000	0.0000
Off-Road	3.9100e-003	0.0465	0.0219	7.0000e-005		1.5800e-003	1.5800e-003		1.4600e-003	1.4600e-003	0.0000	6.0531	6.0531	1.9600e-003	0.0000	6.1021
Total	3.9100e-003	0.0465	0.0219	7.0000e-005	9.5400e-003	1.5800e-003	0.0111	1.0300e-003	1.4600e-003	2.4900e-003	0.0000	6.0531	6.0531	1.9600e-003	0.0000	6.1021

Unmitigated Construction Off-Site

	ROG	NOx	CO	SO2	Fugitive PM10	Exhaust PM10	PM10 Total	Fugitive PM2.5	Exhaust PM2.5	PM2.5 Total	Bio- CO2	NBio- CO2	Total CO2	CH4	N2O	CO2e
Category	tons/yr										MT/yr					
Hauling	0.0000	0.0000	0.0000	0.0000	0.0000	0.0000	0.0000	0.0000	0.0000	0.0000	0.0000	0.0000	0.0000	0.0000	0.0000	0.0000
Vendor	2.2000e-004	6.7100e-003	2.1200e-003	3.0000e-005	7.1000e-004	2.0000e-005	7.2000e-004	2.0000e-004	1.0000e-005	2.2000e-004	0.0000	2.4707	2.4707	1.0000e-004	0.0000	2.4733
Worker	3.2000e-004	2.4000e-004	2.2700e-003	1.0000e-005	7.7000e-004	0.0000	7.8000e-004	2.1000e-004	0.0000	2.1000e-004	0.0000	0.5859	0.5859	2.0000e-005	0.0000	0.5863
Total	5.4000e-004	6.9500e-003	4.3900e-003	4.0000e-005	1.4800e-003	2.0000e-005	1.5000e-003	4.1000e-004	1.0000e-005	4.3000e-004	0.0000	3.0566	3.0566	1.2000e-004	0.0000	3.0595

CalEEMod Version: CalEEMod.2016.3.2

Page 97 of 125

Date: 2/11/2021 2:24 PM

Estrella Substation and Paso Robles Area Reinforcement Project - San Luis Obispo County, Annual

3.28 70-kV Power Line Site Development Mobilization - 2023**Mitigated Construction On-Site**

	ROG	NOx	CO	SO2	Fugitive PM10	Exhaust PM10	PM10 Total	Fugitive PM2.5	Exhaust PM2.5	PM2.5 Total	Bio- CO2	NBio- CO2	Total CO2	CH4	N2O	CO2e
Category	tons/yr										MT/yr					
Fugitive Dust					3.7200e-003	0.0000	3.7200e-003	4.0000e-004	0.0000	4.0000e-004	0.0000	0.0000	0.0000	0.0000	0.0000	0.0000
Off-Road	3.9100e-003	0.0465	0.0219	7.0000e-005		1.5800e-003	1.5800e-003		1.4600e-003	1.4600e-003	0.0000	6.0531	6.0531	1.9600e-003	0.0000	6.1021
Total	3.9100e-003	0.0465	0.0219	7.0000e-005	3.7200e-003	1.5800e-003	5.3000e-003	4.0000e-004	1.4600e-003	1.8600e-003	0.0000	6.0531	6.0531	1.9600e-003	0.0000	6.1021

Mitigated Construction Off-Site

	ROG	NOx	CO	SO2	Fugitive PM10	Exhaust PM10	PM10 Total	Fugitive PM2.5	Exhaust PM2.5	PM2.5 Total	Bio- CO2	NBio- CO2	Total CO2	CH4	N2O	CO2e
Category	tons/yr										MT/yr					
Hauling	0.0000	0.0000	0.0000	0.0000	0.0000	0.0000	0.0000	0.0000	0.0000	0.0000	0.0000	0.0000	0.0000	0.0000	0.0000	0.0000
Vendor	2.2000e-004	6.7100e-003	2.1200e-003	3.0000e-005	7.1000e-004	2.0000e-005	7.2000e-004	2.0000e-004	1.0000e-005	2.2000e-004	0.0000	2.4707	2.4707	1.0000e-004	0.0000	2.4733
Worker	3.2000e-004	2.4000e-004	2.2700e-003	1.0000e-005	7.7000e-004	0.0000	7.8000e-004	2.1000e-004	0.0000	2.1000e-004	0.0000	0.5859	0.5859	2.0000e-005	0.0000	0.5863
Total	5.4000e-004	6.9500e-003	4.3900e-003	4.0000e-005	1.4800e-003	2.0000e-005	1.5000e-003	4.1000e-004	1.0000e-005	4.3000e-004	0.0000	3.0566	3.0566	1.2000e-004	0.0000	3.0595

CalEEMod Version: CalEEMod.2016.3.2

Page 98 of 125

Date: 2/11/2021 2:24 PM

Estrella Substation and Paso Robles Area Reinforcement Project - San Luis Obispo County, Annual

3.29 Reconductoring Segment Clean-up and Restoration - 2023**Unmitigated Construction On-Site**

	ROG	NOx	CO	SO2	Fugitive PM10	Exhaust PM10	PM10 Total	Fugitive PM2.5	Exhaust PM2.5	PM2.5 Total	Bio- CO2	NBio- CO2	Total CO2	CH4	N2O	CO2e
Category	tons/yr										MT/yr					
Fugitive Dust					2.3900e-003	0.0000	2.3900e-003	2.6000e-004	0.0000	2.6000e-004	0.0000	0.0000	0.0000	0.0000	0.0000	0.0000
Off-Road	2.1800e-003	0.0256	0.0143	4.0000e-005		9.1000e-004	9.1000e-004		8.3000e-004	8.3000e-004	0.0000	3.4369	3.4369	1.1100e-003	0.0000	3.4647
Total	2.1800e-003	0.0256	0.0143	4.0000e-005	2.3900e-003	9.1000e-004	3.3000e-003	2.6000e-004	8.3000e-004	1.0900e-003	0.0000	3.4369	3.4369	1.1100e-003	0.0000	3.4647

Unmitigated Construction Off-Site

	ROG	NOx	CO	SO2	Fugitive PM10	Exhaust PM10	PM10 Total	Fugitive PM2.5	Exhaust PM2.5	PM2.5 Total	Bio- CO2	NBio- CO2	Total CO2	CH4	N2O	CO2e
Category	tons/yr										MT/yr					
Hauling	0.0000	0.0000	0.0000	0.0000	0.0000	0.0000	0.0000	0.0000	0.0000	0.0000	0.0000	0.0000	0.0000	0.0000	0.0000	0.0000
Vendor	1.1000e-004	3.3600e-003	1.0600e-003	1.0000e-005	3.5000e-004	1.0000e-005	3.6000e-004	1.0000e-004	1.0000e-005	1.1000e-004	0.0000	1.2354	1.2354	5.0000e-005	0.0000	1.2366
Worker	2.5000e-004	1.9000e-004	1.7500e-003	0.0000	5.9000e-004	0.0000	5.9000e-004	1.6000e-004	0.0000	1.6000e-004	0.0000	0.4463	0.4463	1.0000e-005	0.0000	0.4466
Total	3.6000e-004	3.5500e-003	2.8100e-003	1.0000e-005	9.4000e-004	1.0000e-005	9.5000e-004	2.6000e-004	1.0000e-005	2.7000e-004	0.0000	1.6817	1.6817	6.0000e-005	0.0000	1.6833

CalEEMod Version: CalEEMod.2016.3.2

Page 99 of 125

Date: 2/11/2021 2:24 PM

Estrella Substation and Paso Robles Area Reinforcement Project - San Luis Obispo County, Annual

3.29 Reconductoring Segment Clean-up and Restoration - 2023**Mitigated Construction On-Site**

	ROG	NOx	CO	SO2	Fugitive PM10	Exhaust PM10	PM10 Total	Fugitive PM2.5	Exhaust PM2.5	PM2.5 Total	Bio- CO2	NBio- CO2	Total CO2	CH4	N2O	CO2e
Category	tons/yr										MT/yr					
Fugitive Dust					9.3000e-004	0.0000	9.3000e-004	1.0000e-004	0.0000	1.0000e-004	0.0000	0.0000	0.0000	0.0000	0.0000	0.0000
Off-Road	2.1800e-003	0.0256	0.0143	4.0000e-005		9.1000e-004	9.1000e-004		8.3000e-004	8.3000e-004	0.0000	3.4369	3.4369	1.1100e-003	0.0000	3.4647
Total	2.1800e-003	0.0256	0.0143	4.0000e-005	9.3000e-004	9.1000e-004	1.8400e-003	1.0000e-004	8.3000e-004	9.3000e-004	0.0000	3.4369	3.4369	1.1100e-003	0.0000	3.4647

Mitigated Construction Off-Site

	ROG	NOx	CO	SO2	Fugitive PM10	Exhaust PM10	PM10 Total	Fugitive PM2.5	Exhaust PM2.5	PM2.5 Total	Bio- CO2	NBio- CO2	Total CO2	CH4	N2O	CO2e
Category	tons/yr										MT/yr					
Hauling	0.0000	0.0000	0.0000	0.0000	0.0000	0.0000	0.0000	0.0000	0.0000	0.0000	0.0000	0.0000	0.0000	0.0000	0.0000	0.0000
Vendor	1.1000e-004	3.3600e-003	1.0600e-003	1.0000e-005	3.5000e-004	1.0000e-005	3.6000e-004	1.0000e-004	1.0000e-005	1.1000e-004	0.0000	1.2354	1.2354	5.0000e-005	0.0000	1.2366
Worker	2.5000e-004	1.9000e-004	1.7500e-003	0.0000	5.9000e-004	0.0000	5.9000e-004	1.6000e-004	0.0000	1.6000e-004	0.0000	0.4463	0.4463	1.0000e-005	0.0000	0.4466
Total	3.6000e-004	3.5500e-003	2.8100e-003	1.0000e-005	9.4000e-004	1.0000e-005	9.5000e-004	2.6000e-004	1.0000e-005	2.7000e-004	0.0000	1.6817	1.6817	6.0000e-005	0.0000	1.6833

CalEEMod Version: CalEEMod.2016.3.2

Page 100 of 125

Date: 2/11/2021 2:24 PM

Estrella Substation and Paso Robles Area Reinforcement Project - San Luis Obispo County, Annual

3.30 70-kV Power Line Pole Tower Installation - 2023**Unmitigated Construction On-Site**

	ROG	NOx	CO	SO2	Fugitive PM10	Exhaust PM10	PM10 Total	Fugitive PM2.5	Exhaust PM2.5	PM2.5 Total	Bio- CO2	NBio- CO2	Total CO2	CH4	N2O	CO2e
Category	tons/yr										MT/yr					
Off-Road	0.2259	1.7600	1.6673	5.5700e-003		0.0685	0.0685		0.0630	0.0630	0.0000	489.3626	489.3626	0.1583	0.0000	493.3193
Total	0.2259	1.7600	1.6673	5.5700e-003		0.0685	0.0685		0.0630	0.0630	0.0000	489.3626	489.3626	0.1583	0.0000	493.3193

Unmitigated Construction Off-Site

	ROG	NOx	CO	SO2	Fugitive PM10	Exhaust PM10	PM10 Total	Fugitive PM2.5	Exhaust PM2.5	PM2.5 Total	Bio- CO2	NBio- CO2	Total CO2	CH4	N2O	CO2e
Category	tons/yr										MT/yr					
Hauling	0.0000	0.0000	0.0000	0.0000	0.0000	0.0000	0.0000	0.0000	0.0000	0.0000	0.0000	0.0000	0.0000	0.0000	0.0000	0.0000
Vendor	6.5800e-003	0.1980	0.0624	7.5000e-004	0.0208	4.8000e-004	0.0213	6.0200e-003	4.4000e-004	6.4500e-003	0.0000	72.8857	72.8857	3.0100e-003	0.0000	72.9609
Worker	0.0124	9.3100e-003	0.0873	2.5000e-004	0.0292	1.9000e-004	0.0294	7.7700e-003	1.7000e-004	7.9400e-003	0.0000	22.2316	22.2316	6.1000e-004	0.0000	22.2468
Total	0.0190	0.2073	0.1497	1.0000e-003	0.0501	6.5000e-004	0.0507	0.0138	6.1000e-004	0.0144	0.0000	95.1174	95.1174	3.6200e-003	0.0000	95.2077

CalEEMod Version: CalEEMod.2016.3.2

Page 101 of 125

Date: 2/11/2021 2:24 PM

Estrella Substation and Paso Robles Area Reinforcement Project - San Luis Obispo County, Annual

3.30 70-kV Power Line Pole Tower Installation - 2023**Mitigated Construction On-Site**

	ROG	NOx	CO	SO2	Fugitive PM10	Exhaust PM10	PM10 Total	Fugitive PM2.5	Exhaust PM2.5	PM2.5 Total	Bio- CO2	NBio- CO2	Total CO2	CH4	N2O	CO2e
Category	tons/yr										MT/yr					
Off-Road	0.2259	1.7600	1.6673	5.5700e-003		0.0685	0.0685		0.0630	0.0630	0.0000	489.3620	489.3620	0.1583	0.0000	493.3187
Total	0.2259	1.7600	1.6673	5.5700e-003		0.0685	0.0685		0.0630	0.0630	0.0000	489.3620	489.3620	0.1583	0.0000	493.3187

Mitigated Construction Off-Site

	ROG	NOx	CO	SO2	Fugitive PM10	Exhaust PM10	PM10 Total	Fugitive PM2.5	Exhaust PM2.5	PM2.5 Total	Bio- CO2	NBio- CO2	Total CO2	CH4	N2O	CO2e
Category	tons/yr										MT/yr					
Hauling	0.0000	0.0000	0.0000	0.0000	0.0000	0.0000	0.0000	0.0000	0.0000	0.0000	0.0000	0.0000	0.0000	0.0000	0.0000	0.0000
Vendor	6.5800e-003	0.1980	0.0624	7.5000e-004	0.0208	4.8000e-004	0.0213	6.0200e-003	4.4000e-004	6.4500e-003	0.0000	72.8857	72.8857	3.0100e-003	0.0000	72.9609
Worker	0.0124	9.3100e-003	0.0873	2.5000e-004	0.0292	1.9000e-004	0.0294	7.7700e-003	1.7000e-004	7.9400e-003	0.0000	22.2316	22.2316	6.1000e-004	0.0000	22.2468
Total	0.0190	0.2073	0.1497	1.0000e-003	0.0501	6.5000e-004	0.0507	0.0138	6.1000e-004	0.0144	0.0000	95.1174	95.1174	3.6200e-003	0.0000	95.2077

CalEEMod Version: CalEEMod.2016.3.2

Page 102 of 125

Date: 2/11/2021 2:24 PM

Estrella Substation and Paso Robles Area Reinforcement Project - San Luis Obispo County, Annual

3.31 70-kV Substation Install Yard Rock - 2023**Unmitigated Construction On-Site**

	ROG	NOx	CO	SO2	Fugitive PM10	Exhaust PM10	PM10 Total	Fugitive PM2.5	Exhaust PM2.5	PM2.5 Total	Bio- CO2	NBio- CO2	Total CO2	CH4	N2O	CO2e
Category	tons/yr										MT/yr					
Off-Road	4.3200e-003	0.0358	0.0414	1.1000e-004		1.4000e-003	1.4000e-003		1.2900e-003	1.2900e-003	0.0000	9.6994	9.6994	3.1400e-003	0.0000	9.7778
Total	4.3200e-003	0.0358	0.0414	1.1000e-004		1.4000e-003	1.4000e-003		1.2900e-003	1.2900e-003	0.0000	9.6994	9.6994	3.1400e-003	0.0000	9.7778

Unmitigated Construction Off-Site

	ROG	NOx	CO	SO2	Fugitive PM10	Exhaust PM10	PM10 Total	Fugitive PM2.5	Exhaust PM2.5	PM2.5 Total	Bio- CO2	NBio- CO2	Total CO2	CH4	N2O	CO2e
Category	tons/yr										MT/yr					
Hauling	0.0000	0.0000	0.0000	0.0000	0.0000	0.0000	0.0000	0.0000	0.0000	0.0000	0.0000	0.0000	0.0000	0.0000	0.0000	0.0000
Vendor	3.6000e-004	0.0107	3.3900e-003	4.0000e-005	1.1300e-003	2.0000e-005	1.1600e-003	3.3000e-004	2.0000e-005	3.5000e-004	0.0000	3.9531	3.9531	1.6000e-004	0.0000	3.9572
Worker	2.1000e-004	1.6000e-004	1.5200e-003	0.0000	5.3000e-004	0.0000	5.4000e-004	1.4000e-004	0.0000	1.4000e-004	0.0000	0.4030	0.4030	1.0000e-005	0.0000	0.4032
Total	5.7000e-004	0.0109	4.9100e-003	4.0000e-005	1.6600e-003	2.0000e-005	1.7000e-003	4.7000e-004	2.0000e-005	4.9000e-004	0.0000	4.3561	4.3561	1.7000e-004	0.0000	4.3604

CalEEMod Version: CalEEMod.2016.3.2

Page 103 of 125

Date: 2/11/2021 2:24 PM

Estrella Substation and Paso Robles Area Reinforcement Project - San Luis Obispo County, Annual

3.31 70-kV Substation Install Yard Rock - 2023**Mitigated Construction On-Site**

	ROG	NOx	CO	SO2	Fugitive PM10	Exhaust PM10	PM10 Total	Fugitive PM2.5	Exhaust PM2.5	PM2.5 Total	Bio- CO2	NBio- CO2	Total CO2	CH4	N2O	CO2e
Category	tons/yr										MT/yr					
Off-Road	4.3200e-003	0.0358	0.0414	1.1000e-004		1.4000e-003	1.4000e-003		1.2900e-003	1.2900e-003	0.0000	9.6993	9.6993	3.1400e-003	0.0000	9.7778
Total	4.3200e-003	0.0358	0.0414	1.1000e-004		1.4000e-003	1.4000e-003		1.2900e-003	1.2900e-003	0.0000	9.6993	9.6993	3.1400e-003	0.0000	9.7778

Mitigated Construction Off-Site

	ROG	NOx	CO	SO2	Fugitive PM10	Exhaust PM10	PM10 Total	Fugitive PM2.5	Exhaust PM2.5	PM2.5 Total	Bio- CO2	NBio- CO2	Total CO2	CH4	N2O	CO2e
Category	tons/yr										MT/yr					
Hauling	0.0000	0.0000	0.0000	0.0000	0.0000	0.0000	0.0000	0.0000	0.0000	0.0000	0.0000	0.0000	0.0000	0.0000	0.0000	0.0000
Vendor	3.6000e-004	0.0107	3.3900e-003	4.0000e-005	1.1300e-003	2.0000e-005	1.1600e-003	3.3000e-004	2.0000e-005	3.5000e-004	0.0000	3.9531	3.9531	1.6000e-004	0.0000	3.9572
Worker	2.1000e-004	1.6000e-004	1.5200e-003	0.0000	5.3000e-004	0.0000	5.4000e-004	1.4000e-004	0.0000	1.4000e-004	0.0000	0.4030	0.4030	1.0000e-005	0.0000	0.4032
Total	5.7000e-004	0.0109	4.9100e-003	4.0000e-005	1.6600e-003	2.0000e-005	1.7000e-003	4.7000e-004	2.0000e-005	4.9000e-004	0.0000	4.3561	4.3561	1.7000e-004	0.0000	4.3604

CalEEMod Version: CalEEMod.2016.3.2

Page 104 of 125

Date: 2/11/2021 2:24 PM

Estrella Substation and Paso Robles Area Reinforcement Project - San Luis Obispo County, Annual

3.32 230-kV Substation Cleanup and Restoration - 2023**Unmitigated Construction On-Site**

	ROG	NOx	CO	SO2	Fugitive PM10	Exhaust PM10	PM10 Total	Fugitive PM2.5	Exhaust PM2.5	PM2.5 Total	Bio- CO2	NBio- CO2	Total CO2	CH4	N2O	CO2e
Category	tons/yr										MT/yr					
Fugitive Dust					0.0000	0.0000	0.0000	0.0000	0.0000	0.0000	0.0000	0.0000	0.0000	0.0000	0.0000	0.0000
Off-Road	2.1200e-003	0.0208	0.0281	4.0000e-005		1.1100e-003	1.1100e-003		1.0200e-003	1.0200e-003	0.0000	3.3654	3.3654	1.0900e-003	0.0000	3.3927
Total	2.1200e-003	0.0208	0.0281	4.0000e-005	0.0000	1.1100e-003	1.1100e-003	0.0000	1.0200e-003	1.0200e-003	0.0000	3.3654	3.3654	1.0900e-003	0.0000	3.3927

Unmitigated Construction Off-Site

	ROG	NOx	CO	SO2	Fugitive PM10	Exhaust PM10	PM10 Total	Fugitive PM2.5	Exhaust PM2.5	PM2.5 Total	Bio- CO2	NBio- CO2	Total CO2	CH4	N2O	CO2e
Category	tons/yr										MT/yr					
Hauling	0.0000	0.0000	0.0000	0.0000	0.0000	0.0000	0.0000	0.0000	0.0000	0.0000	0.0000	0.0000	0.0000	0.0000	0.0000	0.0000
Vendor	9.7000e-004	0.0292	9.2000e-003	1.1000e-004	3.0700e-003	7.0000e-005	3.1400e-003	8.9000e-004	6.0000e-005	9.5000e-004	0.0000	10.7476	10.7476	4.4000e-004	0.0000	10.7586
Worker	1.8000e-004	1.3000e-004	1.2400e-003	0.0000	4.1000e-004	0.0000	4.1000e-004	1.1000e-004	0.0000	1.1000e-004	0.0000	0.3125	0.3125	1.0000e-005	0.0000	0.3128
Total	1.1500e-003	0.0293	0.0104	1.1000e-004	3.4800e-003	7.0000e-005	3.5500e-003	1.0000e-003	6.0000e-005	1.0600e-003	0.0000	11.0601	11.0601	4.5000e-004	0.0000	11.0714

CalEEMod Version: CalEEMod.2016.3.2

Page 105 of 125

Date: 2/11/2021 2:24 PM

Estrella Substation and Paso Robles Area Reinforcement Project - San Luis Obispo County, Annual

3.32 230-kV Substation Cleanup and Restoration - 2023**Mitigated Construction On-Site**

	ROG	NOx	CO	SO2	Fugitive PM10	Exhaust PM10	PM10 Total	Fugitive PM2.5	Exhaust PM2.5	PM2.5 Total	Bio- CO2	NBio- CO2	Total CO2	CH4	N2O	CO2e
Category	tons/yr										MT/yr					
Fugitive Dust					0.0000	0.0000	0.0000	0.0000	0.0000	0.0000	0.0000	0.0000	0.0000	0.0000	0.0000	0.0000
Off-Road	2.1200e-003	0.0208	0.0281	4.0000e-005		1.1100e-003	1.1100e-003		1.0200e-003	1.0200e-003	0.0000	3.3654	3.3654	1.0900e-003	0.0000	3.3927
Total	2.1200e-003	0.0208	0.0281	4.0000e-005	0.0000	1.1100e-003	1.1100e-003	0.0000	1.0200e-003	1.0200e-003	0.0000	3.3654	3.3654	1.0900e-003	0.0000	3.3927

Mitigated Construction Off-Site

	ROG	NOx	CO	SO2	Fugitive PM10	Exhaust PM10	PM10 Total	Fugitive PM2.5	Exhaust PM2.5	PM2.5 Total	Bio- CO2	NBio- CO2	Total CO2	CH4	N2O	CO2e
Category	tons/yr										MT/yr					
Hauling	0.0000	0.0000	0.0000	0.0000	0.0000	0.0000	0.0000	0.0000	0.0000	0.0000	0.0000	0.0000	0.0000	0.0000	0.0000	0.0000
Vendor	9.7000e-004	0.0292	9.2000e-003	1.1000e-004	3.0700e-003	7.0000e-005	3.1400e-003	8.9000e-004	6.0000e-005	9.5000e-004	0.0000	10.7476	10.7476	4.4000e-004	0.0000	10.7586
Worker	1.8000e-004	1.3000e-004	1.2400e-003	0.0000	4.1000e-004	0.0000	4.1000e-004	1.1000e-004	0.0000	1.1000e-004	0.0000	0.3125	0.3125	1.0000e-005	0.0000	0.3128
Total	1.1500e-003	0.0293	0.0104	1.1000e-004	3.4800e-003	7.0000e-005	3.5500e-003	1.0000e-003	6.0000e-005	1.0600e-003	0.0000	11.0601	11.0601	4.5000e-004	0.0000	11.0714

CalEEMod Version: CalEEMod.2016.3.2

Page 106 of 125

Date: 2/11/2021 2:24 PM

Estrella Substation and Paso Robles Area Reinforcement Project - San Luis Obispo County, Annual

3.33 70-kV Cleanup and Restoration - 2023**Unmitigated Construction On-Site**

	ROG	NOx	CO	SO2	Fugitive PM10	Exhaust PM10	PM10 Total	Fugitive PM2.5	Exhaust PM2.5	PM2.5 Total	Bio- CO2	NBio- CO2	Total CO2	CH4	N2O	CO2e
Category	tons/yr										MT/yr					
Fugitive Dust					0.0000	0.0000	0.0000	0.0000	0.0000	0.0000	0.0000	0.0000	0.0000	0.0000	0.0000	0.0000
Off-Road	0.0000	0.0000	0.0000	0.0000		0.0000	0.0000		0.0000	0.0000	0.0000	0.0000	0.0000	0.0000	0.0000	0.0000
Total	0.0000	0.0000	0.0000	0.0000	0.0000	0.0000	0.0000	0.0000	0.0000	0.0000	0.0000	0.0000	0.0000	0.0000	0.0000	0.0000

Unmitigated Construction Off-Site

	ROG	NOx	CO	SO2	Fugitive PM10	Exhaust PM10	PM10 Total	Fugitive PM2.5	Exhaust PM2.5	PM2.5 Total	Bio- CO2	NBio- CO2	Total CO2	CH4	N2O	CO2e
Category	tons/yr										MT/yr					
Hauling	0.0000	0.0000	0.0000	0.0000	0.0000	0.0000	0.0000	0.0000	0.0000	0.0000	0.0000	0.0000	0.0000	0.0000	0.0000	0.0000
Vendor	0.0000	0.0000	0.0000	0.0000	0.0000	0.0000	0.0000	0.0000	0.0000	0.0000	0.0000	0.0000	0.0000	0.0000	0.0000	0.0000
Worker	1.5000e-004	1.2000e-004	1.0800e-003	0.0000	3.6000e-004	0.0000	3.6000e-004	1.0000e-004	0.0000	1.0000e-004	0.0000	0.2754	0.2754	1.0000e-005	0.0000	0.2756
Total	1.5000e-004	1.2000e-004	1.0800e-003	0.0000	3.6000e-004	0.0000	3.6000e-004	1.0000e-004	0.0000	1.0000e-004	0.0000	0.2754	0.2754	1.0000e-005	0.0000	0.2756

CalEEMod Version: CalEEMod.2016.3.2

Page 107 of 125

Date: 2/11/2021 2:24 PM

Estrella Substation and Paso Robles Area Reinforcement Project - San Luis Obispo County, Annual

3.33 70-kV Cleanup and Restoration - 2023**Mitigated Construction On-Site**

	ROG	NOx	CO	SO2	Fugitive PM10	Exhaust PM10	PM10 Total	Fugitive PM2.5	Exhaust PM2.5	PM2.5 Total	Bio- CO2	NBio- CO2	Total CO2	CH4	N2O	CO2e
Category	tons/yr										MT/yr					
Fugitive Dust					0.0000	0.0000	0.0000	0.0000	0.0000	0.0000	0.0000	0.0000	0.0000	0.0000	0.0000	0.0000
Off-Road	0.0000	0.0000	0.0000	0.0000		0.0000	0.0000		0.0000	0.0000	0.0000	0.0000	0.0000	0.0000	0.0000	0.0000
Total	0.0000	0.0000	0.0000	0.0000	0.0000	0.0000	0.0000	0.0000	0.0000	0.0000	0.0000	0.0000	0.0000	0.0000	0.0000	0.0000

Mitigated Construction Off-Site

	ROG	NOx	CO	SO2	Fugitive PM10	Exhaust PM10	PM10 Total	Fugitive PM2.5	Exhaust PM2.5	PM2.5 Total	Bio- CO2	NBio- CO2	Total CO2	CH4	N2O	CO2e
Category	tons/yr										MT/yr					
Hauling	0.0000	0.0000	0.0000	0.0000	0.0000	0.0000	0.0000	0.0000	0.0000	0.0000	0.0000	0.0000	0.0000	0.0000	0.0000	0.0000
Vendor	0.0000	0.0000	0.0000	0.0000	0.0000	0.0000	0.0000	0.0000	0.0000	0.0000	0.0000	0.0000	0.0000	0.0000	0.0000	0.0000
Worker	1.5000e-004	1.2000e-004	1.0800e-003	0.0000	3.6000e-004	0.0000	3.6000e-004	1.0000e-004	0.0000	1.0000e-004	0.0000	0.2754	0.2754	1.0000e-005	0.0000	0.2756
Total	1.5000e-004	1.2000e-004	1.0800e-003	0.0000	3.6000e-004	0.0000	3.6000e-004	1.0000e-004	0.0000	1.0000e-004	0.0000	0.2754	0.2754	1.0000e-005	0.0000	0.2756

CalEEMod Version: CalEEMod.2016.3.2

Page 108 of 125

Date: 2/11/2021 2:24 PM

Estrella Substation and Paso Robles Area Reinforcement Project - San Luis Obispo County, Annual

3.34 70-kV Substation Testing and Commissioning - 2023**Unmitigated Construction On-Site**

	ROG	NOx	CO	SO2	Fugitive PM10	Exhaust PM10	PM10 Total	Fugitive PM2.5	Exhaust PM2.5	PM2.5 Total	Bio- CO2	NBio- CO2	Total CO2	CH4	N2O	CO2e
Category	tons/yr										MT/yr					
Off-Road	0.0000	0.0000	0.0000	0.0000		0.0000	0.0000		0.0000	0.0000	0.0000	0.0000	0.0000	0.0000	0.0000	0.0000
Total	0.0000	0.0000	0.0000	0.0000		0.0000	0.0000		0.0000	0.0000	0.0000	0.0000	0.0000	0.0000	0.0000	0.0000

Unmitigated Construction Off-Site

	ROG	NOx	CO	SO2	Fugitive PM10	Exhaust PM10	PM10 Total	Fugitive PM2.5	Exhaust PM2.5	PM2.5 Total	Bio- CO2	NBio- CO2	Total CO2	CH4	N2O	CO2e
Category	tons/yr										MT/yr					
Hauling	0.0000	0.0000	0.0000	0.0000	0.0000	0.0000	0.0000	0.0000	0.0000	0.0000	0.0000	0.0000	0.0000	0.0000	0.0000	0.0000
Vendor	1.9000e-004	5.8200e-003	1.8300e-003	2.0000e-005	6.1000e-004	1.0000e-005	6.3000e-004	1.8000e-004	1.0000e-005	1.9000e-004	0.0000	2.1413	2.1413	9.0000e-005	0.0000	2.1435
Worker	8.2000e-004	6.2000e-004	5.7800e-003	2.0000e-005	1.9500e-003	1.0000e-005	1.9700e-003	5.2000e-004	1.0000e-005	5.3000e-004	0.0000	1.4844	1.4844	4.0000e-005	0.0000	1.4854
Total	1.0100e-003	6.4400e-003	7.6100e-003	4.0000e-005	2.5600e-003	2.0000e-005	2.6000e-003	7.0000e-004	2.0000e-005	7.2000e-004	0.0000	3.6256	3.6256	1.3000e-004	0.0000	3.6289

CalEEMod Version: CalEEMod.2016.3.2

Page 109 of 125

Date: 2/11/2021 2:24 PM

Estrella Substation and Paso Robles Area Reinforcement Project - San Luis Obispo County, Annual

3.34 70-kV Substation Testing and Commissioning - 2023**Mitigated Construction On-Site**

	ROG	NOx	CO	SO2	Fugitive PM10	Exhaust PM10	PM10 Total	Fugitive PM2.5	Exhaust PM2.5	PM2.5 Total	Bio- CO2	NBio- CO2	Total CO2	CH4	N2O	CO2e
Category	tons/yr										MT/yr					
Off-Road	0.0000	0.0000	0.0000	0.0000		0.0000	0.0000		0.0000	0.0000	0.0000	0.0000	0.0000	0.0000	0.0000	0.0000
Total	0.0000	0.0000	0.0000	0.0000		0.0000	0.0000		0.0000	0.0000	0.0000	0.0000	0.0000	0.0000	0.0000	0.0000

Mitigated Construction Off-Site

	ROG	NOx	CO	SO2	Fugitive PM10	Exhaust PM10	PM10 Total	Fugitive PM2.5	Exhaust PM2.5	PM2.5 Total	Bio- CO2	NBio- CO2	Total CO2	CH4	N2O	CO2e
Category	tons/yr										MT/yr					
Hauling	0.0000	0.0000	0.0000	0.0000	0.0000	0.0000	0.0000	0.0000	0.0000	0.0000	0.0000	0.0000	0.0000	0.0000	0.0000	0.0000
Vendor	1.9000e-004	5.8200e-003	1.8300e-003	2.0000e-005	6.1000e-004	1.0000e-005	6.3000e-004	1.8000e-004	1.0000e-005	1.9000e-004	0.0000	2.1413	2.1413	9.0000e-005	0.0000	2.1435
Worker	8.2000e-004	6.2000e-004	5.7800e-003	2.0000e-005	1.9500e-003	1.0000e-005	1.9700e-003	5.2000e-004	1.0000e-005	5.3000e-004	0.0000	1.4844	1.4844	4.0000e-005	0.0000	1.4854
Total	1.0100e-003	6.4400e-003	7.6100e-003	4.0000e-005	2.5600e-003	2.0000e-005	2.6000e-003	7.0000e-004	2.0000e-005	7.2000e-004	0.0000	3.6256	3.6256	1.3000e-004	0.0000	3.6289

CalEEMod Version: CalEEMod.2016.3.2

Page 110 of 125

Date: 2/11/2021 2:24 PM

Estrella Substation and Paso Robles Area Reinforcement Project - San Luis Obispo County, Annual

3.35 70-kV Power Line Conductor Installation - 2023**Unmitigated Construction On-Site**

	ROG	NOx	CO	SO2	Fugitive PM10	Exhaust PM10	PM10 Total	Fugitive PM2.5	Exhaust PM2.5	PM2.5 Total	Bio- CO2	NBio- CO2	Total CO2	CH4	N2O	CO2e
Category	tons/yr										MT/yr					
Off-Road	0.0639	0.5478	0.4287	1.4000e-003		0.0226	0.0226		0.0208	0.0208	0.0000	122.7593	122.7593	0.0397	0.0000	123.7519
Total	0.0639	0.5478	0.4287	1.4000e-003		0.0226	0.0226		0.0208	0.0208	0.0000	122.7593	122.7593	0.0397	0.0000	123.7519

Unmitigated Construction Off-Site

	ROG	NOx	CO	SO2	Fugitive PM10	Exhaust PM10	PM10 Total	Fugitive PM2.5	Exhaust PM2.5	PM2.5 Total	Bio- CO2	NBio- CO2	Total CO2	CH4	N2O	CO2e
Category	tons/yr										MT/yr					
Hauling	0.0000	0.0000	0.0000	0.0000	0.0000	0.0000	0.0000	0.0000	0.0000	0.0000	0.0000	0.0000	0.0000	0.0000	0.0000	0.0000
Vendor	9.7000e-004	0.0291	9.1700e-003	1.1000e-004	3.0600e-003	7.0000e-005	3.1300e-003	8.8000e-004	6.0000e-005	9.5000e-004	0.0000	10.7064	10.7064	4.4000e-004	0.0000	10.7174
Worker	2.2000e-003	1.6700e-003	0.0156	4.0000e-005	5.2800e-003	3.0000e-005	5.3100e-003	1.4000e-003	3.0000e-005	1.4300e-003	0.0000	4.0078	4.0078	1.1000e-004	0.0000	4.0106
Total	3.1700e-003	0.0308	0.0248	1.5000e-004	8.3400e-003	1.0000e-004	8.4400e-003	2.2800e-003	9.0000e-005	2.3800e-003	0.0000	14.7142	14.7142	5.5000e-004	0.0000	14.7280

CalEEMod Version: CalEEMod.2016.3.2

Page 111 of 125

Date: 2/11/2021 2:24 PM

Estrella Substation and Paso Robles Area Reinforcement Project - San Luis Obispo County, Annual

3.35 70-kV Power Line Conductor Installation - 2023**Mitigated Construction On-Site**

	ROG	NOx	CO	SO2	Fugitive PM10	Exhaust PM10	PM10 Total	Fugitive PM2.5	Exhaust PM2.5	PM2.5 Total	Bio- CO2	NBio- CO2	Total CO2	CH4	N2O	CO2e
Category	tons/yr										MT/yr					
Off-Road	0.0639	0.5478	0.4287	1.4000e-003		0.0226	0.0226		0.0208	0.0208	0.0000	122.7592	122.7592	0.0397	0.0000	123.7517
Total	0.0639	0.5478	0.4287	1.4000e-003		0.0226	0.0226		0.0208	0.0208	0.0000	122.7592	122.7592	0.0397	0.0000	123.7517

Mitigated Construction Off-Site

	ROG	NOx	CO	SO2	Fugitive PM10	Exhaust PM10	PM10 Total	Fugitive PM2.5	Exhaust PM2.5	PM2.5 Total	Bio- CO2	NBio- CO2	Total CO2	CH4	N2O	CO2e
Category	tons/yr										MT/yr					
Hauling	0.0000	0.0000	0.0000	0.0000	0.0000	0.0000	0.0000	0.0000	0.0000	0.0000	0.0000	0.0000	0.0000	0.0000	0.0000	0.0000
Vendor	9.7000e-004	0.0291	9.1700e-003	1.1000e-004	3.0600e-003	7.0000e-005	3.1300e-003	8.8000e-004	6.0000e-005	9.5000e-004	0.0000	10.7064	10.7064	4.4000e-004	0.0000	10.7174
Worker	2.2000e-003	1.6700e-003	0.0156	4.0000e-005	5.2800e-003	3.0000e-005	5.3100e-003	1.4000e-003	3.0000e-005	1.4300e-003	0.0000	4.0078	4.0078	1.1000e-004	0.0000	4.0106
Total	3.1700e-003	0.0308	0.0248	1.5000e-004	8.3400e-003	1.0000e-004	8.4400e-003	2.2800e-003	9.0000e-005	2.3800e-003	0.0000	14.7142	14.7142	5.5000e-004	0.0000	14.7280

CalEEMod Version: CalEEMod.2016.3.2

Page 112 of 125

Date: 2/11/2021 2:24 PM

Estrella Substation and Paso Robles Area Reinforcement Project - San Luis Obispo County, Annual

3.35 70-kV Power Line Conductor Installation - 2024**Unmitigated Construction On-Site**

	ROG	NOx	CO	SO2	Fugitive PM10	Exhaust PM10	PM10 Total	Fugitive PM2.5	Exhaust PM2.5	PM2.5 Total	Bio- CO2	NBio- CO2	Total CO2	CH4	N2O	CO2e
Category	tons/yr										MT/yr					
Off-Road	0.0321	0.2634	0.2192	7.3000e-004		0.0107	0.0107		9.8400e-003	9.8400e-003	0.0000	63.7556	63.7556	0.0206	0.0000	64.2711
Total	0.0321	0.2634	0.2192	7.3000e-004		0.0107	0.0107		9.8400e-003	9.8400e-003	0.0000	63.7556	63.7556	0.0206	0.0000	64.2711

Unmitigated Construction Off-Site

	ROG	NOx	CO	SO2	Fugitive PM10	Exhaust PM10	PM10 Total	Fugitive PM2.5	Exhaust PM2.5	PM2.5 Total	Bio- CO2	NBio- CO2	Total CO2	CH4	N2O	CO2e
Category	tons/yr										MT/yr					
Hauling	0.0000	0.0000	0.0000	0.0000	0.0000	0.0000	0.0000	0.0000	0.0000	0.0000	0.0000	0.0000	0.0000	0.0000	0.0000	0.0000
Vendor	4.8000e-004	0.0146	4.5300e-003	6.0000e-005	1.5900e-003	3.0000e-005	1.6200e-003	4.8000e-004	3.0000e-005	4.9000e-004	0.0000	5.5287	5.5287	2.3000e-004	0.0000	5.5345
Worker	1.0800e-003	7.8000e-004	7.4500e-003	2.0000e-005	2.7400e-003	2.0000e-005	2.7600e-003	7.3000e-004	2.0000e-005	7.4000e-004	0.0000	2.0002	2.0002	5.0000e-005	0.0000	2.0014
Total	1.5600e-003	0.0154	0.0120	8.0000e-005	4.3300e-003	5.0000e-005	4.3800e-003	1.1900e-003	5.0000e-005	1.2300e-003	0.0000	7.5289	7.5289	2.8000e-004	0.0000	7.5360

CalEEMod Version: CalEEMod.2016.3.2

Page 113 of 125

Date: 2/11/2021 2:24 PM

Estrella Substation and Paso Robles Area Reinforcement Project - San Luis Obispo County, Annual

3.35 70-kV Power Line Conductor Installation - 2024**Mitigated Construction On-Site**

	ROG	NOx	CO	SO2	Fugitive PM10	Exhaust PM10	PM10 Total	Fugitive PM2.5	Exhaust PM2.5	PM2.5 Total	Bio- CO2	NBio- CO2	Total CO2	CH4	N2O	CO2e
Category	tons/yr										MT/yr					
Off-Road	0.0321	0.2634	0.2192	7.3000e-004		0.0107	0.0107		9.8400e-003	9.8400e-003	0.0000	63.7556	63.7556	0.0206	0.0000	64.2711
Total	0.0321	0.2634	0.2192	7.3000e-004		0.0107	0.0107		9.8400e-003	9.8400e-003	0.0000	63.7556	63.7556	0.0206	0.0000	64.2711

Mitigated Construction Off-Site

	ROG	NOx	CO	SO2	Fugitive PM10	Exhaust PM10	PM10 Total	Fugitive PM2.5	Exhaust PM2.5	PM2.5 Total	Bio- CO2	NBio- CO2	Total CO2	CH4	N2O	CO2e
Category	tons/yr										MT/yr					
Hauling	0.0000	0.0000	0.0000	0.0000	0.0000	0.0000	0.0000	0.0000	0.0000	0.0000	0.0000	0.0000	0.0000	0.0000	0.0000	0.0000
Vendor	4.8000e-004	0.0146	4.5300e-003	6.0000e-005	1.5900e-003	3.0000e-005	1.6200e-003	4.8000e-004	3.0000e-005	4.9000e-004	0.0000	5.5287	5.5287	2.3000e-004	0.0000	5.5345
Worker	1.0800e-003	7.8000e-004	7.4500e-003	2.0000e-005	2.7400e-003	2.0000e-005	2.7600e-003	7.3000e-004	2.0000e-005	7.4000e-004	0.0000	2.0002	2.0002	5.0000e-005	0.0000	2.0014
Total	1.5600e-003	0.0154	0.0120	8.0000e-005	4.3300e-003	5.0000e-005	4.3800e-003	1.1900e-003	5.0000e-005	1.2300e-003	0.0000	7.5289	7.5289	2.8000e-004	0.0000	7.5360

CalEEMod Version: CalEEMod.2016.3.2

Page 114 of 125

Date: 2/11/2021 2:24 PM

Estrella Substation and Paso Robles Area Reinforcement Project - San Luis Obispo County, Annual

3.36 70-kV Power Line Clean-up and Restoration - 2024**Unmitigated Construction On-Site**

	ROG	NOx	CO	SO2	Fugitive PM10	Exhaust PM10	PM10 Total	Fugitive PM2.5	Exhaust PM2.5	PM2.5 Total	Bio- CO2	NBio- CO2	Total CO2	CH4	N2O	CO2e
Category	tons/yr										MT/yr					
Fugitive Dust					2.3900e-003	0.0000	2.3900e-003	2.6000e-004	0.0000	2.6000e-004	0.0000	0.0000	0.0000	0.0000	0.0000	0.0000
Off-Road	2.0300e-003	0.0231	0.0142	4.0000e-005		8.1000e-004	8.1000e-004		7.4000e-004	7.4000e-004	0.0000	3.4360	3.4360	1.1100e-003	0.0000	3.4638
Total	2.0300e-003	0.0231	0.0142	4.0000e-005	2.3900e-003	8.1000e-004	3.2000e-003	2.6000e-004	7.4000e-004	1.0000e-003	0.0000	3.4360	3.4360	1.1100e-003	0.0000	3.4638

Unmitigated Construction Off-Site

	ROG	NOx	CO	SO2	Fugitive PM10	Exhaust PM10	PM10 Total	Fugitive PM2.5	Exhaust PM2.5	PM2.5 Total	Bio- CO2	NBio- CO2	Total CO2	CH4	N2O	CO2e
Category	tons/yr										MT/yr					
Hauling	0.0000	0.0000	0.0000	0.0000	0.0000	0.0000	0.0000	0.0000	0.0000	0.0000	0.0000	0.0000	0.0000	0.0000	0.0000	0.0000
Vendor	1.5000e-004	4.5400e-003	1.4100e-003	2.0000e-005	4.9000e-004	1.0000e-005	5.0000e-004	1.4000e-004	1.0000e-005	1.5000e-004	0.0000	1.7201	1.7201	7.0000e-005	0.0000	1.7219
Worker	2.5000e-004	1.8000e-004	1.7500e-003	1.0000e-005	6.5000e-004	0.0000	6.6000e-004	1.7000e-004	0.0000	1.8000e-004	0.0000	0.4754	0.4754	1.0000e-005	0.0000	0.4757
Total	4.0000e-004	4.7200e-003	3.1600e-003	3.0000e-005	1.1400e-003	1.0000e-005	1.1600e-003	3.1000e-004	1.0000e-005	3.3000e-004	0.0000	2.1955	2.1955	8.0000e-005	0.0000	2.1976

CalEEMod Version: CalEEMod.2016.3.2

Page 115 of 125

Date: 2/11/2021 2:24 PM

Estrella Substation and Paso Robles Area Reinforcement Project - San Luis Obispo County, Annual

3.36 70-kV Power Line Clean-up and Restoration - 2024**Mitigated Construction On-Site**

	ROG	NOx	CO	SO2	Fugitive PM10	Exhaust PM10	PM10 Total	Fugitive PM2.5	Exhaust PM2.5	PM2.5 Total	Bio- CO2	NBio- CO2	Total CO2	CH4	N2O	CO2e
Category	tons/yr										MT/yr					
Fugitive Dust					9.3000e-004	0.0000	9.3000e-004	1.0000e-004	0.0000	1.0000e-004	0.0000	0.0000	0.0000	0.0000	0.0000	0.0000
Off-Road	2.0300e-003	0.0231	0.0142	4.0000e-005		8.1000e-004	8.1000e-004		7.4000e-004	7.4000e-004	0.0000	3.4360	3.4360	1.1100e-003	0.0000	3.4638
Total	2.0300e-003	0.0231	0.0142	4.0000e-005	9.3000e-004	8.1000e-004	1.7400e-003	1.0000e-004	7.4000e-004	8.4000e-004	0.0000	3.4360	3.4360	1.1100e-003	0.0000	3.4638

Mitigated Construction Off-Site

	ROG	NOx	CO	SO2	Fugitive PM10	Exhaust PM10	PM10 Total	Fugitive PM2.5	Exhaust PM2.5	PM2.5 Total	Bio- CO2	NBio- CO2	Total CO2	CH4	N2O	CO2e
Category	tons/yr										MT/yr					
Hauling	0.0000	0.0000	0.0000	0.0000	0.0000	0.0000	0.0000	0.0000	0.0000	0.0000	0.0000	0.0000	0.0000	0.0000	0.0000	0.0000
Vendor	1.5000e-004	4.5400e-003	1.4100e-003	2.0000e-005	4.9000e-004	1.0000e-005	5.0000e-004	1.4000e-004	1.0000e-005	1.5000e-004	0.0000	1.7201	1.7201	7.0000e-005	0.0000	1.7219
Worker	2.5000e-004	1.8000e-004	1.7500e-003	1.0000e-005	6.5000e-004	0.0000	6.6000e-004	1.7000e-004	0.0000	1.8000e-004	0.0000	0.4754	0.4754	1.0000e-005	0.0000	0.4757
Total	4.0000e-004	4.7200e-003	3.1600e-003	3.0000e-005	1.1400e-003	1.0000e-005	1.1600e-003	3.1000e-004	1.0000e-005	3.3000e-004	0.0000	2.1955	2.1955	8.0000e-005	0.0000	2.1976

4.0 Operational Detail - Mobile

CalEEMod Version: CalEEMod.2016.3.2

Page 116 of 125

Date: 2/11/2021 2:24 PM

Estrella Substation and Paso Robles Area Reinforcement Project - San Luis Obispo County, Annual

4.1 Mitigation Measures Mobile

	ROG	NOx	CO	SO2	Fugitive PM10	Exhaust PM10	PM10 Total	Fugitive PM2.5	Exhaust PM2.5	PM2.5 Total	Bio- CO2	NBio- CO2	Total CO2	CH4	N2O	CO2e
Category	tons/yr										MT/yr					
Mitigated	0.0000	0.0000	0.0000	0.0000	0.0000	0.0000	0.0000	0.0000	0.0000	0.0000	0.0000	0.0000	0.0000	0.0000	0.0000	0.0000
Unmitigated	0.0000	0.0000	0.0000	0.0000	0.0000	0.0000	0.0000	0.0000	0.0000	0.0000	0.0000	0.0000	0.0000	0.0000	0.0000	0.0000

4.2 Trip Summary Information

Land Use	Average Daily Trip Rate			Unmitigated	Mitigated
	Weekday	Saturday	Sunday	Annual VMT	Annual VMT
General Light Industry	0.00	0.00	0.00		
Total	0.00	0.00	0.00		

4.3 Trip Type Information

Land Use	Miles			Trip %			Trip Purpose %		
	H-W or C-W	H-S or C-C	H-O or C-NW	H-W or C-W	H-S or C-C	H-O or C-NW	Primary	Diverted	Pass-by
General Light Industry	13.00	5.00	5.00	59.00	28.00	13.00	92	5	3

4.4 Fleet Mix

Land Use	LDA	LDT1	LDT2	MDV	LHD1	LHD2	MHD	HHD	OBUS	UBUS	MCY	SBUS	MH
General Light Industry	0.588806	0.027737	0.198305	0.114471	0.022249	0.005748	0.012759	0.019721	0.002316	0.001163	0.004776	0.000758	0.001192

CalEEMod Version: CalEEMod.2016.3.2

Page 117 of 125

Date: 2/11/2021 2:24 PM

Estrella Substation and Paso Robles Area Reinforcement Project - San Luis Obispo County, Annual

5.0 Energy Detail

Historical Energy Use: N

5.1 Mitigation Measures Energy

	ROG	NOx	CO	SO2	Fugitive PM10	Exhaust PM10	PM10 Total	Fugitive PM2.5	Exhaust PM2.5	PM2.5 Total	Bio- CO2	NBio- CO2	Total CO2	CH4	N2O	CO2e
Category	tons/yr										MT/yr					
Electricity Mitigated						0.0000	0.0000		0.0000	0.0000	0.0000	62.3482	62.3482	2.8200e-003	5.8000e-004	62.5924
Electricity Unmitigated						0.0000	0.0000		0.0000	0.0000	0.0000	62.3482	62.3482	2.8200e-003	5.8000e-004	62.5924
NaturalGas Mitigated	7.7000e-004	7.0000e-003	5.8800e-003	4.0000e-005		5.3000e-004	5.3000e-004		5.3000e-004	5.3000e-004	0.0000	7.6246	7.6246	1.5000e-004	1.4000e-004	7.6699
NaturalGas Unmitigated	7.7000e-004	7.0000e-003	5.8800e-003	4.0000e-005		5.3000e-004	5.3000e-004		5.3000e-004	5.3000e-004	0.0000	7.6246	7.6246	1.5000e-004	1.4000e-004	7.6699

CalEEMod Version: CalEEMod.2016.3.2

Page 118 of 125

Date: 2/11/2021 2:24 PM

Estrella Substation and Paso Robles Area Reinforcement Project - San Luis Obispo County, Annual

5.2 Energy by Land Use - NaturalGas**Unmitigated**

	NaturalGas Use	ROG	NOx	CO	SO2	Fugitive PM10	Exhaust PM10	PM10 Total	Fugitive PM2.5	Exhaust PM2.5	PM2.5 Total	Bio- CO2	NBio- CO2	Total CO2	CH4	N2O	CO2e
Land Use	kBTU/yr	tons/yr										MT/yr					
General Light Industry	142880	7.7000e-004	7.0000e-003	5.8800e-003	4.0000e-005		5.3000e-004	5.3000e-004		5.3000e-004	5.3000e-004	0.0000	7.6246	7.6246	1.5000e-004	1.4000e-004	7.6699
Total		7.7000e-004	7.0000e-003	5.8800e-003	4.0000e-005		5.3000e-004	5.3000e-004		5.3000e-004	5.3000e-004	0.0000	7.6246	7.6246	1.5000e-004	1.4000e-004	7.6699

Mitigated

	NaturalGas Use	ROG	NOx	CO	SO2	Fugitive PM10	Exhaust PM10	PM10 Total	Fugitive PM2.5	Exhaust PM2.5	PM2.5 Total	Bio- CO2	NBio- CO2	Total CO2	CH4	N2O	CO2e
Land Use	kBTU/yr	tons/yr										MT/yr					
General Light Industry	142880	7.7000e-004	7.0000e-003	5.8800e-003	4.0000e-005		5.3000e-004	5.3000e-004		5.3000e-004	5.3000e-004	0.0000	7.6246	7.6246	1.5000e-004	1.4000e-004	7.6699
Total		7.7000e-004	7.0000e-003	5.8800e-003	4.0000e-005		5.3000e-004	5.3000e-004		5.3000e-004	5.3000e-004	0.0000	7.6246	7.6246	1.5000e-004	1.4000e-004	7.6699

CalEEMod Version: CalEEMod.2016.3.2

Page 119 of 125

Date: 2/11/2021 2:24 PM

Estrella Substation and Paso Robles Area Reinforcement Project - San Luis Obispo County, Annual

5.3 Energy by Land Use - Electricity**Unmitigated**

	Electricity Use	Total CO2	CH4	N2O	CO2e
Land Use	kWh/yr	MT/yr			
General Light Industry	214320	62.3482	2.8200e-003	5.8000e-004	62.5924
Total		62.3482	2.8200e-003	5.8000e-004	62.5924

Mitigated

	Electricity Use	Total CO2	CH4	N2O	CO2e
Land Use	kWh/yr	MT/yr			
General Light Industry	214320	62.3482	2.8200e-003	5.8000e-004	62.5924
Total		62.3482	2.8200e-003	5.8000e-004	62.5924

6.0 Area Detail**6.1 Mitigation Measures Area**

CalEEMod Version: CalEEMod.2016.3.2

Page 120 of 125

Date: 2/11/2021 2:24 PM

Estrella Substation and Paso Robles Area Reinforcement Project - San Luis Obispo County, Annual

	ROG	NOx	CO	SO2	Fugitive PM10	Exhaust PM10	PM10 Total	Fugitive PM2.5	Exhaust PM2.5	PM2.5 Total	Bio- CO2	NBio- CO2	Total CO2	CH4	N2O	CO2e
Category	tons/yr										MT/yr					
Mitigated	27.9120	1.0900e-003	0.1202	1.0000e-005		4.3000e-004	4.3000e-004		4.3000e-004	4.3000e-004	0.0000	0.2340	0.2340	6.1000e-004	0.0000	0.2493
Unmitigated	27.9120	1.0900e-003	0.1202	1.0000e-005		4.3000e-004	4.3000e-004		4.3000e-004	4.3000e-004	0.0000	0.2340	0.2340	6.1000e-004	0.0000	0.2493

6.2 Area by SubCategory**Unmitigated**

	ROG	NOx	CO	SO2	Fugitive PM10	Exhaust PM10	PM10 Total	Fugitive PM2.5	Exhaust PM2.5	PM2.5 Total	Bio- CO2	NBio- CO2	Total CO2	CH4	N2O	CO2e
SubCategory	tons/yr										MT/yr					
Architectural Coating	0.0000					0.0000	0.0000		0.0000	0.0000	0.0000	0.0000	0.0000	0.0000	0.0000	0.0000
Consumer Products	27.9009					0.0000	0.0000		0.0000	0.0000	0.0000	0.0000	0.0000	0.0000	0.0000	0.0000
Landscaping	0.0111	1.0900e-003	0.1202	1.0000e-005		4.3000e-004	4.3000e-004		4.3000e-004	4.3000e-004	0.0000	0.2340	0.2340	6.1000e-004	0.0000	0.2493
Total	27.9120	1.0900e-003	0.1202	1.0000e-005		4.3000e-004	4.3000e-004		4.3000e-004	4.3000e-004	0.0000	0.2340	0.2340	6.1000e-004	0.0000	0.2493

Data retrieval failed for the subreport, 'subreport1', located at: subAreaDetail. Please check the log files for more information.

CalEEMod Version: CalEEMod.2016.3.2

Page 121 of 125

Date: 2/11/2021 2:24 PM

Estrella Substation and Paso Robles Area Reinforcement Project - San Luis Obispo County, Annual

7.0 Water Detail**7.1 Mitigation Measures Water**

	Total CO2	CH4	N2O	CO2e
Category	MT/yr			
Mitigated	0.0000	0.0000	0.0000	0.0000
Unmitigated	0.0000	0.0000	0.0000	0.0000

7.2 Water by Land Use**Unmitigated**

	Indoor/Outdoor Use	Total CO2	CH4	N2O	CO2e
Land Use	Mgal	MT/yr			
General Light Industry	0 / 0	0.0000	0.0000	0.0000	0.0000
Total		0.0000	0.0000	0.0000	0.0000

CalEEMod Version: CalEEMod.2016.3.2

Page 122 of 125

Date: 2/11/2021 2:24 PM

Estrella Substation and Paso Robles Area Reinforcement Project - San Luis Obispo County, Annual

7.2 Water by Land Use**Mitigated**

	Indoor/Outdoor Use	Total CO2	CH4	N2O	CO2e
Land Use	Mgal	MT/yr			
General Light Industry	0 / 0	0.0000	0.0000	0.0000	0.0000
Total		0.0000	0.0000	0.0000	0.0000

8.0 Waste Detail**8.1 Mitigation Measures Waste****Category/Year**

	Total CO2	CH4	N2O	CO2e
	MT/yr			
Mitigated	0.0000	0.0000	0.0000	0.0000
Unmitigated	0.0000	0.0000	0.0000	0.0000

CalEEMod Version: CalEEMod.2016.3.2

Page 123 of 125

Date: 2/11/2021 2:24 PM

Estrella Substation and Paso Robles Area Reinforcement Project - San Luis Obispo County, Annual

8.2 Waste by Land Use**Unmitigated**

	Waste Disposed	Total CO2	CH4	N2O	CO2e
Land Use	tons	MT/yr			
General Light Industry	0	0.0000	0.0000	0.0000	0.0000
Total		0.0000	0.0000	0.0000	0.0000

Mitigated

	Waste Disposed	Total CO2	CH4	N2O	CO2e
Land Use	tons	MT/yr			
General Light Industry	0	0.0000	0.0000	0.0000	0.0000
Total		0.0000	0.0000	0.0000	0.0000

9.0 Operational Offroad

CalEEMod Version: CalEEMod.2016.3.2

Page 124 of 125

Date: 2/11/2021 2:24 PM

Estrella Substation and Paso Robles Area Reinforcement Project - San Luis Obispo County, Annual

Equipment Type	Number	Hours/Day	Days/Year	Horse Power	Load Factor	Fuel Type
Off-Highway Trucks	1	4.00	13	402	0.38	Diesel
Off-Highway Trucks	1	4.00	12	402	0.38	Diesel
Other General Industrial Equipment	1	8.00	2	400	0.34	Diesel

UnMitigated/Mitigated

	ROG	NOx	CO	SO2	Fugitive PM10	Exhaust PM10	PM10 Total	Fugitive PM2.5	Exhaust PM2.5	PM2.5 Total	Bio- CO2	NBio- CO2	Total CO2	CH4	N2O	CO2e
Equipment Type	tons/yr										MT/yr					
Off-Highway Trucks	3.1100e-003	0.0208	0.0203	8.0000e-005		7.5000e-004	7.5000e-004		6.9000e-004	6.9000e-004	0.0000	7.2595	7.2595	2.3500e-003	0.0000	7.3182
Other General Industrial Equipment	3.8000e-004	2.7700e-003	2.6800e-003	1.0000e-005		9.0000e-005	9.0000e-005		9.0000e-005	9.0000e-005	0.0000	1.0291	1.0291	3.3000e-004	0.0000	1.0374
Total	3.4900e-003	0.0236	0.0230	9.0000e-005		8.4000e-004	8.4000e-004		7.8000e-004	7.8000e-004	0.0000	8.2886	8.2886	2.6800e-003	0.0000	8.3556

10.0 Stationary EquipmentFire Pumps and Emergency Generators

Equipment Type	Number	Hours/Day	Hours/Year	Horse Power	Load Factor	Fuel Type
----------------	--------	-----------	------------	-------------	-------------	-----------

Boilers

Equipment Type	Number	Heat Input/Day	Heat Input/Year	Boiler Rating	Fuel Type
----------------	--------	----------------	-----------------	---------------	-----------

User Defined Equipment

Equipment Type	Number
----------------	--------

CalEEMod Version: CalEEMod.2016.3.2

Page 125 of 125

Date: 2/11/2021 2:24 PM

Estrella Substation and Paso Robles Area Reinforcement Project - San Luis Obispo County, Annual

11.0 Vegetation

CalEEMod Version: CalEEMod.2016.3.2

Page 1 of 120

Date: 2/11/2021 2:04 PM

Estrella Substation and Paso Robles Area Reinforcement Project - San Luis Obispo County, Winter

Estrella Substation and Paso Robles Area Reinforcement Project
San Luis Obispo County, Winter

1.0 Project Characteristics**1.1 Land Usage**

Land Uses	Size	Metric	Lot Acreage	Floor Surface Area	Population
General Light Industry	7,144.00	1000sqft	164.00	7,144,000.00	0

1.2 Other Project Characteristics

Urbanization	Urban	Wind Speed (m/s)	3.2	Precipitation Freq (Days)	44
Climate Zone	4			Operational Year	2024
Utility Company	Pacific Gas & Electric Company				
CO2 Intensity (lb/MWhr)	641.35	CH4 Intensity (lb/MWhr)	0.029	N2O Intensity (lb/MWhr)	0.006

1.3 User Entered Comments & Non-Default Data

Project Characteristics -

Land Use - The total area in power line the easement widths, substation temp disturbance, areas for temporary staging and access roads outside of the easement equals approximately 164 acres or a 7,144,000 square feet area

Construction Phase - Based on project schedule and description

Off-road Equipment - Based on construction schedule

Off-road Equipment - Based on construction schedule

Off-road Equipment - Based on construction schedule

Off-road Equipment - Based on construction schedule

Off-road Equipment - Based on construction schedule

Off-road Equipment - Based on construction schedule

CalEEMod Version: CalEEMod.2016.3.2

Page 2 of 120

Date: 2/11/2021 2:04 PM

Estrella Substation and Paso Robles Area Reinforcement Project - San Luis Obispo County, Winter

Off-road Equipment - Based on construction schedule
Off-road Equipment - Based on construction schedule
Off-road Equipment - Based on construction schedule
Off-road Equipment - Based on construction schedule
Off-road Equipment - Based on construction schedule
Off-road Equipment - Based on construction schedule
Off-road Equipment - Based on construction schedule
Off-road Equipment - Based on construction schedule
Off-road Equipment - Based on equipment roster for the project.
Off-road Equipment - Based on construction schedule
Off-road Equipment - Based on construction schedule
Off-road Equipment - Based on construction schedule
Off-road Equipment - Based on construction schedule
Off-road Equipment - Based on construction schedule
Off-road Equipment - Based on construction schedule
Off-road Equipment - Based on construction schedule
Off-road Equipment - Based on construction schedule
Off-road Equipment - Based on construction schedule
Off-road Equipment - Based on construction schedule
Off-road Equipment - Based on construction schedule
Off-road Equipment - Based on construction schedule
Off-road Equipment - Based on construction schedule
Off-road Equipment - Based on construction schedule
Off-road Equipment - Based on construction schedule
Off-road Equipment - Based on construction schedule
Off-road Equipment - Based on construction schedule
Off-road Equipment - Based on construction schedule
Off-road Equipment - Based on construction schedule
Off-road Equipment - Based on construction schedule
Off-road Equipment - Based on construction schedule
Off-road Equipment - Based on construction schedule

CalEEMod Version: CalEEMod.2016.3.2

Page 3 of 120

Date: 2/11/2021 2:04 PM

Estrella Substation and Paso Robles Area Reinforcement Project - San Luis Obispo County, Winter

Off-road Equipment - Based on construction schedule

Off-road Equipment - Based on construction schedule

Trips and VMT - Based on equipment roster and schedule provided

On-road Fugitive Dust - Per the user guide 9.3% silt content should be used for the San Luis Obispo region

Grading - Based on grading and material movement for the project.

Vehicle Trips - Unmanned operation

Vehicle Emission Factors -

Vehicle Emission Factors -

Vehicle Emission Factors -

Consumer Products - No consumer product utilization was assumed for the project

Area Coating - No architectural coating is assumed for the project

Energy Use - Energy intensity factors scaled down to match the area occupied by the 230kV Substation Control Enclosure approximately 14 feet wide, 48 feet long, and the 70 kV Substation Control Enclosure approximately 16 feet wide and 64 feet long.

Water And Wastewater - Unmanned facility - No water use is expected

Solid Waste - No solid waste generation is expected

Construction Off-road Equipment Mitigation - At a minimum, the off-road equipment fleet shall meet the CARB off-road emissions average for that calendar year and ensure that quarterly DPM emissions are less than the SLOCAPCD significance thresholds.

Operational Off-Road Equipment - Assumes monthly inspections and an annual maintenance on the substation components. Helicopter emissions are represented as Other general industrial equipment with hp increased to 400

Fleet Mix -

Stationary Sources - Emergency Generators and Fire Pumps -

Table Name	Column Name	Default Value	New Value
tbiAreaCoating	Area_Nonresidential_Exterior	3572000	0
tbiAreaCoating	Area_Nonresidential_Interior	10716000	0
tbiConstEquipMitigation	NumberOfEquipmentMitigated	0.00	6.00
tbiConstEquipMitigation	NumberOfEquipmentMitigated	0.00	4.00
tbiConstEquipMitigation	NumberOfEquipmentMitigated	0.00	16.00

CalEEMod Version: CalEEMod.2016.3.2

Page 4 of 120

Date: 2/11/2021 2:04 PM

Estrella Substation and Paso Robles Area Reinforcement Project - San Luis Obispo County, Winter

tblConstEquipMitigation	NumberOfEquipmentMitigated	0.00	5.00
tblConstEquipMitigation	NumberOfEquipmentMitigated	0.00	1.00
tblConstEquipMitigation	NumberOfEquipmentMitigated	0.00	9.00
tblConstEquipMitigation	NumberOfEquipmentMitigated	0.00	50.00
tblConstEquipMitigation	NumberOfEquipmentMitigated	0.00	5.00
tblConstEquipMitigation	NumberOfEquipmentMitigated	0.00	2.00
tblConstEquipMitigation	NumberOfEquipmentMitigated	0.00	1.00
tblConstEquipMitigation	NumberOfEquipmentMitigated	0.00	1.00
tblConstEquipMitigation	NumberOfEquipmentMitigated	0.00	1.00
tblConstEquipMitigation	NumberOfEquipmentMitigated	0.00	3.00
tblConstEquipMitigation	NumberOfEquipmentMitigated	0.00	19.00
tblConstEquipMitigation	NumberOfEquipmentMitigated	0.00	3.00
tblConstructionPhase	NumDays	3,100.00	48.00
tblConstructionPhase	NumDays	3,100.00	48.00
tblConstructionPhase	NumDays	3,100.00	24.00
tblConstructionPhase	NumDays	3,100.00	24.00
tblConstructionPhase	NumDays	3,100.00	18.00
tblConstructionPhase	NumDays	3,100.00	24.00
tblConstructionPhase	NumDays	3,100.00	30.00
tblConstructionPhase	NumDays	3,100.00	12.00
tblConstructionPhase	NumDays	3,100.00	24.00
tblConstructionPhase	NumDays	3,100.00	48.00
tblConstructionPhase	NumDays	3,100.00	6.00
tblConstructionPhase	NumDays	3,100.00	18.00
tblConstructionPhase	NumDays	3,100.00	6.00
tblConstructionPhase	NumDays	3,100.00	6.00
tblConstructionPhase	NumDays	3,100.00	12.00

CalEEMod Version: CalEEMod.2016.3.2

Page 5 of 120

Date: 2/11/2021 2:04 PM

Estrella Substation and Paso Robles Area Reinforcement Project - San Luis Obispo County, Winter

tblConstructionPhase	NumDays	3,100.00	30.00
tblConstructionPhase	NumDays	3,100.00	18.00
tblConstructionPhase	NumDays	3,100.00	216.00
tblConstructionPhase	NumDays	3,100.00	12.00
tblConstructionPhase	NumDays	3,100.00	48.00
tblConstructionPhase	NumDays	3,100.00	72.00
tblConstructionPhase	NumDays	3,100.00	144.00
tblConstructionPhase	NumDays	3,100.00	12.00
tblConstructionPhase	NumDays	3,100.00	120.00
tblConstructionPhase	NumDays	3,100.00	36.00
tblConstructionPhase	NumDays	310.00	24.00
tblConstructionPhase	NumDays	120.00	12.00
tblConstructionPhase	NumDays	120.00	12.00
tblConstructionPhase	NumDays	120.00	12.00
tblConstructionPhase	NumDays	120.00	12.00
tblConstructionPhase	NumDays	120.00	12.00
tblConstructionPhase	NumDays	120.00	18.00
tblConstructionPhase	NumDays	120.00	12.00
tblConstructionPhase	NumDays	120.00	12.00
tblConstructionPhase	NumDays	120.00	12.00
tblConstructionPhase	NumDaysWeek	5.00	6.00
tblConstructionPhase	NumDaysWeek	5.00	6.00
tblConstructionPhase	NumDaysWeek	5.00	6.00
tblConstructionPhase	NumDaysWeek	5.00	6.00
tblConstructionPhase	NumDaysWeek	5.00	6.00
tblConstructionPhase	NumDaysWeek	5.00	6.00
tblConstructionPhase	NumDaysWeek	5.00	6.00

Date: 2/11/2021 2:04 PM

[illegible]

CalEEMod Version: CalEEMod.2016.3.2

Page 7 of 120

Date: 2/11/2021 2:04 PM

Estrella Substation and Paso Robles Area Reinforcement Project - San Luis Obispo County, Winter

tblConstructionPhase	NumDaysWeek	5.00	6.00
tblEnergyUse	LightingElect	3.08	0.01
tblEnergyUse	NT24E	3.70	0.01
tblEnergyUse	NT24NG	6.67	0.01
tblEnergyUse	T24E	1.48	0.01
tblEnergyUse	T24NG	19.71	0.01
tblGrading	AcresOfGrading	36.00	27.00
tblGrading	AcresOfGrading	4.50	9.00
tblGrading	AcresOfGrading	9.00	18.00
tblGrading	AcresOfGrading	4.50	9.00
tblGrading	MaterialExported	0.00	828.00
tblGrading	MaterialImported	0.00	3,140.00
tblOffRoadEquipment	HorsePower	63.00	62.00
tblOffRoadEquipment	HorsePower	63.00	62.00
tblOffRoadEquipment	HorsePower	63.00	62.00
tblOffRoadEquipment	HorsePower	63.00	62.00
tblOffRoadEquipment	OffRoadEquipmentUnitAmount	1.00	3.00
tblOffRoadEquipment	OffRoadEquipmentUnitAmount	1.00	3.00
tblOffRoadEquipment	OffRoadEquipmentUnitAmount	1.00	3.00
tblOffRoadEquipment	OffRoadEquipmentUnitAmount	1.00	3.00
tblOffRoadEquipment	OffRoadEquipmentUnitAmount	3.00	1.00
tblOffRoadEquipment	OffRoadEquipmentUnitAmount	3.00	1.00
tblOffRoadEquipment	OffRoadEquipmentUnitAmount	2.00	1.00
tblOffRoadEquipment	OffRoadEquipmentUnitAmount	3.00	1.00
tblOffRoadEquipment	OffRoadEquipmentUnitAmount	3.00	1.00
tblOffRoadEquipment	OffRoadEquipmentUnitAmount	3.00	1.00
tblOffRoadEquipment	OffRoadEquipmentUnitAmount	3.00	1.00

CalEEMod Version: CalEEMod.2016.3.2

Page 8 of 120

Date: 2/11/2021 2:04 PM

Estrella Substation and Paso Robles Area Reinforcement Project - San Luis Obispo County, Winter

tblOffRoadEquipment	OffRoadEquipmentUnitAmount	3.00	1.00
tblOffRoadEquipment	OffRoadEquipmentUnitAmount	3.00	2.00
tblOffRoadEquipment	OffRoadEquipmentUnitAmount	3.00	1.00
tblOffRoadEquipment	OffRoadEquipmentUnitAmount	3.00	1.00
tblOffRoadEquipment	OffRoadEquipmentUnitAmount	3.00	1.00
tblOffRoadEquipment	OffRoadEquipmentUnitAmount	4.00	1.00
tblOffRoadEquipment	OffRoadEquipmentUnitAmount	4.00	1.00
tblOffRoadEquipment	OffRoadEquipmentUnitAmount	4.00	1.00
tblOffRoadEquipment	OffRoadEquipmentUnitAmount	4.00	1.00
tblOffRoadEquipment	OffRoadEquipmentUnitAmount	4.00	1.00
tblOffRoadEquipment	OffRoadEquipmentUnitAmount	4.00	1.00
tblOffRoadEquipment	OffRoadEquipmentUnitAmount	4.00	1.00
tblOffRoadEquipment	OffRoadEquipmentUnitAmount	4.00	2.00
tblOffRoadEquipment	OffRoadEquipmentUnitAmount	0.00	1.00
tblOffRoadEquipment	OffRoadEquipmentUnitAmount	0.00	2.00
tblOffRoadEquipment	OffRoadEquipmentUnitAmount	0.00	2.00
tblOffRoadEquipment	OffRoadEquipmentUnitAmount	0.00	1.00
tblOffRoadEquipment	OffRoadEquipmentUnitAmount	0.00	1.00
tblOffRoadEquipment	OffRoadEquipmentUnitAmount	0.00	1.00
tblOffRoadEquipment	OffRoadEquipmentUnitAmount	0.00	1.00
tblOffRoadEquipment	OffRoadEquipmentUnitAmount	0.00	1.00
tblOffRoadEquipment	OffRoadEquipmentUnitAmount	0.00	1.00
tblOffRoadEquipment	OffRoadEquipmentUnitAmount	0.00	1.00
tblOffRoadEquipment	OffRoadEquipmentUnitAmount	0.00	2.00
tblOffRoadEquipment	OffRoadEquipmentUnitAmount	0.00	1.00
tblOffRoadEquipment	OffRoadEquipmentUnitAmount	0.00	1.00
tblOffRoadEquipment	OffRoadEquipmentUnitAmount	0.00	1.00

CalEEMod Version: CalEEMod.2016.3.2

Page 9 of 120

Date: 2/11/2021 2:04 PM

Estrella Substation and Paso Robles Area Reinforcement Project - San Luis Obispo County, Winter

tblOffRoadEquipment	OffRoadEquipmentUnitAmount	0.00	1.00
tblOffRoadEquipment	OffRoadEquipmentUnitAmount	0.00	1.00
tblOffRoadEquipment	OffRoadEquipmentUnitAmount	0.00	2.00
tblOffRoadEquipment	OffRoadEquipmentUnitAmount	0.00	2.00
tblOffRoadEquipment	OffRoadEquipmentUnitAmount	0.00	1.00
tblOffRoadEquipment	OffRoadEquipmentUnitAmount	0.00	1.00
tblOffRoadEquipment	OffRoadEquipmentUnitAmount	0.00	2.00
tblOffRoadEquipment	OffRoadEquipmentUnitAmount	0.00	1.00
tblOffRoadEquipment	OffRoadEquipmentUnitAmount	0.00	2.00
tblOffRoadEquipment	OffRoadEquipmentUnitAmount	0.00	2.00
tblOffRoadEquipment	OffRoadEquipmentUnitAmount	0.00	2.00
tblOffRoadEquipment	OffRoadEquipmentUnitAmount	0.00	1.00
tblOffRoadEquipment	OffRoadEquipmentUnitAmount	0.00	3.00
tblOffRoadEquipment	OffRoadEquipmentUnitAmount	0.00	3.00
tblOffRoadEquipment	OffRoadEquipmentUnitAmount	0.00	1.00
tblOffRoadEquipment	OffRoadEquipmentUnitAmount	0.00	3.00
tblOffRoadEquipment	OffRoadEquipmentUnitAmount	0.00	1.00
tblOffRoadEquipment	OffRoadEquipmentUnitAmount	0.00	2.00
tblOffRoadEquipment	OffRoadEquipmentUnitAmount	0.00	2.00
tblOffRoadEquipment	OffRoadEquipmentUnitAmount	0.00	2.00
tblOffRoadEquipment	OffRoadEquipmentUnitAmount	0.00	2.00
tblOffRoadEquipment	OffRoadEquipmentUnitAmount	0.00	2.00
tblOffRoadEquipment	OffRoadEquipmentUnitAmount	0.00	4.00
tblOffRoadEquipment	OffRoadEquipmentUnitAmount	0.00	2.00
tblOffRoadEquipment	OffRoadEquipmentUnitAmount	0.00	2.00
tblOffRoadEquipment	OffRoadEquipmentUnitAmount	0.00	2.00
tblOffRoadEquipment	OffRoadEquipmentUnitAmount	0.00	2.00
tblOffRoadEquipment	OffRoadEquipmentUnitAmount	0.00	1.00

CalEEMod Version: CalEEMod.2016.3.2

Page 10 of 120

Date: 2/11/2021 2:04 PM

Estrella Substation and Paso Robles Area Reinforcement Project - San Luis Obispo County, Winter

tblOffRoadEquipment	OffRoadEquipmentUnitAmount	0.00	1.00
tblOffRoadEquipment	OffRoadEquipmentUnitAmount	0.00	1.00
tblOffRoadEquipment	OffRoadEquipmentUnitAmount	0.00	1.00
tblOffRoadEquipment	OffRoadEquipmentUnitAmount	0.00	1.00
tblOffRoadEquipment	OffRoadEquipmentUnitAmount	0.00	1.00
tblOffRoadEquipment	OffRoadEquipmentUnitAmount	0.00	2.00
tblOffRoadEquipment	OffRoadEquipmentUnitAmount	0.00	1.00
tblOffRoadEquipment	OffRoadEquipmentUnitAmount	0.00	1.00
tblOffRoadEquipment	OffRoadEquipmentUnitAmount	0.00	1.00
tblOffRoadEquipment	OffRoadEquipmentUnitAmount	0.00	1.00
tblOffRoadEquipment	OffRoadEquipmentUnitAmount	0.00	1.00
tblOffRoadEquipment	OffRoadEquipmentUnitAmount	0.00	1.00
tblOffRoadEquipment	OffRoadEquipmentUnitAmount	0.00	1.00
tblOffRoadEquipment	PhaseName		230-kV Substation Steel Bus Erection
tblOffRoadEquipment	PhaseName		70-kV Substation Steel Bus Erection
tblOffRoadEquipment	PhaseName		70-kV Substation Equip Delivery & Installation
tblOffRoadEquipment	PhaseName		230-kV Substation Cable Installation and Termination
tblOffRoadEquipment	PhaseName		70-kV Substation Foundation Construction
tblOffRoadEquipment	PhaseName		230-kV Transmission Foundation Tower Installation Remove two towers
tblOffRoadEquipment	PhaseName		Reconductoring Segment Pole Installation Transfer Distribution Pole Removal
tblOffRoadEquipment	PhaseName		230-kV Substation Foundation Construction
tblOffRoadEquipment	PhaseName		70-kV Substation Mobilization
tblOffRoadEquipment	PhaseName		230-kV Transmission Site Clean-up and Restoration
tblOffRoadEquipment	PhaseName		70-kV Power Line Site Development Mobilization

CalEEMod Version: CalEEMod.2016.3.2

Page 11 of 120

Date: 2/11/2021 2:04 PM

Estrella Substation and Paso Robles Area Reinforcement Project - San Luis Obispo County, Winter

tblOffRoadEquipment	PhaseName	Reconductoring Segment Clean-up and Restoration
tblOffRoadEquipment	PhaseName	Reconductoring Segment Site Development Mobilization
tblOffRoadEquipment	PhaseName	70-kV Power Line Clean-up and Restoration
tblOffRoadEquipment	PhaseName	230-kV Substation Steel Bus Erection
tblOffRoadEquipment	PhaseName	230-kV Substation Install Yard Rock
tblOffRoadEquipment	PhaseName	70-kV Substation Steel Bus Erection
tblOffRoadEquipment	PhaseName	230-kV Substation Transformer & Equip Delivery & Installation
tblOffRoadEquipment	PhaseName	230-kV Substation Transformer & Equip Delivery & Installation
tblOffRoadEquipment	PhaseName	230-kV Substation Remaining Equipment Delivery and Install
tblOffRoadEquipment	PhaseName	230-kV Transmission Foundation Tower Installation Remove two towers
tblOffRoadEquipment	PhaseName	230-kV Transmission Foundation Tower Installation Remove two towers
tblOffRoadEquipment	PhaseName	230-kV Transmission Foundation Tower Installation Remove two towers
tblOffRoadEquipment	PhaseName	230-kV Transmission Conductor
tblOffRoadEquipment	PhaseName	230-kV Transmission Conductor
tblOffRoadEquipment	PhaseName	70-kV Substation Equip Delivery & Installation
tblOffRoadEquipment	PhaseName	70-kV Substation Control Enclosure Delivery and Install
tblOffRoadEquipment	PhaseName	230-kV Substation Testing and Commissioning
tblOffRoadEquipment	PhaseName	70-kV Substation Cable Installation and Termination
tblOffRoadEquipment	PhaseName	70-kV Power Line Pole Tower Installation
tblOffRoadEquipment	PhaseName	70-kV Power Line Pole Tower Installation
tblOffRoadEquipment	PhaseName	70-kV Substation Install Yard Rock
tblOffRoadEquipment	PhaseName	70-kV Cleanup and Restoration
tblOffRoadEquipment	PhaseName	70-kV Substation Testing and Commissioning

CalEEMod Version: CalEEMod.2016.3.2

Page 12 of 120

Date: 2/11/2021 2:04 PM

Estrella Substation and Paso Robles Area Reinforcement Project - San Luis Obispo County, Winter

tblOffRoadEquipment	PhaseName	70-kV Power Line Conductor Installation
tblOffRoadEquipment	PhaseName	70-kV Power Line Conductor Installation
tblOffRoadEquipment	PhaseName	70-kV Power Line Conductor Installation
tblOffRoadEquipment	PhaseName	Reconductoring Segment Pole Installation Transfer Distribution Pole Removal
tblOffRoadEquipment	PhaseName	Reconductoring Segment Pole Installation Transfer Distribution Pole Removal
tblOffRoadEquipment	PhaseName	230-kV Substation Access Roads
tblOffRoadEquipment	PhaseName	230-kV Substation Site Prep Grading Entrance Road Culverts Mobilization
tblOffRoadEquipment	PhaseName	230-kV Substation Site Prep Grading Entrance Road Culverts Mobilization
tblOffRoadEquipment	PhaseName	Reconductoring Segment Conductor Installation
tblOffRoadEquipment	PhaseName	Reconductoring Segment Conductor Installation
tblOffRoadEquipment	PhaseName	Reconductoring Segment Conductor Installation
tblOffRoadEquipment	PhaseName	Reconductoring Segment Conductor Installation
tblOffRoadEquipment	PhaseName	230-kV Substation Cleanup and Restoration
tblOffRoadEquipment	PhaseName	70-kV Power Line Conductor Installation
tblOffRoadEquipment	PhaseName	70-kV Power Line Conductor Installation
tblOffRoadEquipment	PhaseName	Reconductoring Segment Conductor Installation
tblOffRoadEquipment	PhaseName	Reconductoring Segment Conductor Installation
tblOffRoadEquipment	PhaseName	230-kV Substation Site Prep Grading Entrance Road Culverts Mobilization
tblOffRoadEquipment	PhaseName	230-kV Substation Site Prep Grading Entrance Road Culverts Mobilization
tblOffRoadEquipment	PhaseName	230-kV Substation Install Yard Rock
tblOffRoadEquipment	PhaseName	70-kV Substation Install Yard Rock

CalEEMod Version: CalEEMod.2016.3.2

Page 13 of 120

Date: 2/11/2021 2:04 PM

Estrella Substation and Paso Robles Area Reinforcement Project - San Luis Obispo County, Winter

tblOffRoadEquipment	PhaseName		230-kV Substation Fence and Gate Installation
tblOffRoadEquipment	PhaseName		70-kV Substation Foundation Construction
tblOffRoadEquipment	PhaseName		70-kV Substation Ground Grid Conduit Installation
tblOffRoadEquipment	PhaseName		230-kV Substation Ground Grid Conduit Installation
tblOffRoadEquipment	UsageHours	7.00	6.00
tblOffRoadEquipment	UsageHours	7.00	5.30
tblOffRoadEquipment	UsageHours	7.00	6.00
tblOffRoadEquipment	UsageHours	7.00	4.00
tblOffRoadEquipment	UsageHours	7.00	6.00
tblOffRoadEquipment	UsageHours	7.00	6.00
tblOffRoadEquipment	UsageHours	7.00	1.00
tblOffRoadEquipment	UsageHours	7.00	5.00
tblOffRoadEquipment	UsageHours	8.00	2.60
tblOffRoadEquipment	UsageHours	8.00	3.00
tblOffRoadEquipment	UsageHours	8.00	3.00
tblOffRoadEquipment	UsageHours	8.00	5.00
tblOffRoadEquipment	UsageHours	7.00	8.00
tblOffRoadEquipment	UsageHours	7.00	6.00
tblOffRoadEquipment	UsageHours	7.00	4.00
tblOffRoadEquipment	UsageHours	7.00	0.50
tblOffRoadEquipment	UsageHours	7.00	4.00
tblOffRoadEquipment	UsageHours	7.00	4.00
tblOffRoadEquipment	UsageHours	7.00	4.00
tblOffRoadEquipment	UsageHours	7.00	8.00
tblOffRoadEquipment	UsageHours	7.00	5.00
tblOffRoadEquipment	UsageHours	8.00	6.00

Date: 2/11/2021 2:04 PM

[illegible]

Date: 2/11/2021 2:04 PM

[illegible]

CalEEMod Version: CalEEMod.2016.3.2

Page 16 of 120

Date: 2/11/2021 2:04 PM

Estrella Substation and Paso Robles Area Reinforcement Project - San Luis Obispo County, Winter

tblOnRoadDust	MaterialSiltContent	8.50	9.30
tblOnRoadDust	MaterialSiltContent	8.50	9.30
tblOnRoadDust	MaterialSiltContent	8.50	9.30
tblOnRoadDust	MaterialSiltContent	8.50	9.30
tblOnRoadDust	MaterialSiltContent	8.50	9.30
tblOnRoadDust	MaterialSiltContent	8.50	9.30
tblOnRoadDust	MaterialSiltContent	8.50	9.30
tblOnRoadDust	MaterialSiltContent	8.50	9.30
tblOnRoadDust	MaterialSiltContent	8.50	9.30
tblOnRoadDust	MaterialSiltContent	8.50	9.30
tblOnRoadDust	MaterialSiltContent	8.50	9.30
tblOnRoadDust	MaterialSiltContent	8.50	9.30
tblOnRoadDust	MaterialSiltContent	8.50	9.30
tblOnRoadDust	MaterialSiltContent	8.50	9.30
tblOnRoadDust	MaterialSiltContent	8.50	9.30
tblOnRoadDust	MaterialSiltContent	8.50	9.30
tblOnRoadDust	MaterialSiltContent	8.50	9.30
tblOnRoadDust	MaterialSiltContent	8.50	9.30
tblOnRoadDust	MaterialSiltContent	8.50	9.30
tblOnRoadDust	MaterialSiltContent	8.50	9.30
tblOnRoadDust	MaterialSiltContent	8.50	9.30
tblOnRoadDust	MaterialSiltContent	8.50	9.30
tblOnRoadDust	MeanVehicleSpeed	40.00	32.40
tblOnRoadDust	MeanVehicleSpeed	40.00	32.40
tblOnRoadDust	MeanVehicleSpeed	40.00	32.40
tblOnRoadDust	MeanVehicleSpeed	40.00	32.40
tblOnRoadDust	MeanVehicleSpeed	40.00	32.40

Date: 2/11/2021 2:04 PM

[illegible]

CalEEMod Version: CalEEMod.2016.3.2

Page 18 of 120

Date: 2/11/2021 2:04 PM

Estrella Substation and Paso Robles Area Reinforcement Project - San Luis Obispo County, Winter

tblOnRoadDust	MeanVehicleSpeed	40.00	32.40
tblOnRoadDust	MeanVehicleSpeed	40.00	32.40
tblOnRoadDust	MeanVehicleSpeed	40.00	32.40
tblOperationalOffRoadEquipment	OperDaysPerYear	260.00	13.00
tblOperationalOffRoadEquipment	OperDaysPerYear	260.00	12.00
tblOperationalOffRoadEquipment	OperDaysPerYear	260.00	2.00
tblOperationalOffRoadEquipment	OperHorsePower	88.00	400.00
tblOperationalOffRoadEquipment	OperHoursPerDay	8.00	4.00
tblOperationalOffRoadEquipment	OperHoursPerDay	8.00	4.00
tblOperationalOffRoadEquipment	OperOffRoadEquipmentNumber	0.00	1.00
tblOperationalOffRoadEquipment	OperOffRoadEquipmentNumber	0.00	1.00
tblOperationalOffRoadEquipment	OperOffRoadEquipmentNumber	0.00	1.00
tblSolidWaste	SolidWasteGenerationRate	8,858.56	0.00
tblTripsAndVMT	VendorTripLength	5.00	13.00
tblTripsAndVMT	VendorTripLength	5.00	13.00
tblTripsAndVMT	VendorTripLength	5.00	13.00
tblTripsAndVMT	VendorTripLength	5.00	13.00
tblTripsAndVMT	VendorTripLength	5.00	0.91
tblTripsAndVMT	VendorTripLength	5.00	1.20
tblTripsAndVMT	VendorTripLength	5.00	8.68
tblTripsAndVMT	VendorTripLength	5.00	13.00
tblTripsAndVMT	VendorTripLength	5.00	1.15
tblTripsAndVMT	VendorTripLength	5.00	13.00
tblTripsAndVMT	VendorTripLength	5.00	1.34
tblTripsAndVMT	VendorTripLength	5.00	13.00
tblTripsAndVMT	VendorTripLength	5.00	13.00
tblTripsAndVMT	VendorTripLength	5.00	13.00

CalEEMod Version: CalEEMod.2016.3.2

Page 19 of 120

Date: 2/11/2021 2:04 PM

Estrella Substation and Paso Robles Area Reinforcement Project - San Luis Obispo County, Winter

tblTripsAndVMT	VendorTripLength	5.00	13.00
tblTripsAndVMT	VendorTripLength	5.00	13.00
tblTripsAndVMT	VendorTripLength	5.00	13.00
tblTripsAndVMT	VendorTripLength	5.00	13.00
tblTripsAndVMT	VendorTripLength	5.00	13.00
tblTripsAndVMT	VendorTripLength	5.00	13.00
tblTripsAndVMT	VendorTripLength	5.00	13.00
tblTripsAndVMT	VendorTripLength	5.00	13.00
tblTripsAndVMT	VendorTripLength	5.00	13.00
tblTripsAndVMT	VendorTripLength	5.00	13.00
tblTripsAndVMT	VendorTripLength	5.00	13.00
tblTripsAndVMT	VendorTripLength	5.00	13.00
tblTripsAndVMT	VendorTripLength	5.00	13.00
tblTripsAndVMT	VendorTripLength	5.00	13.00
tblTripsAndVMT	VendorTripLength	5.00	13.00
tblTripsAndVMT	VendorTripLength	5.00	1.90
tblTripsAndVMT	VendorTripLength	5.00	1.20
tblTripsAndVMT	VendorTripLength	5.00	1.85
tblTripsAndVMT	VendorTripLength	5.00	13.00
tblTripsAndVMT	VendorTripLength	5.00	1.85
tblTripsAndVMT	VendorTripNumber	0.00	11.00
tblTripsAndVMT	VendorTripNumber	0.00	6.00
tblTripsAndVMT	VendorTripNumber	1,171.00	13.00
tblTripsAndVMT	VendorTripNumber	1,171.00	9.00
tblTripsAndVMT	VendorTripNumber	1,171.00	29.00
tblTripsAndVMT	VendorTripNumber	1,171.00	30.00

CalEEMod Version: CalEEMod.2016.3.2

Page 20 of 120

Date: 2/11/2021 2:04 PM

Estrella Substation and Paso Robles Area Reinforcement Project - San Luis Obispo County, Winter

tblTripsAndVMT	VendorTripNumber	1,171.00	45.00
tblTripsAndVMT	VendorTripNumber	1,171.00	9.00
tblTripsAndVMT	VendorTripNumber	1,171.00	30.00
tblTripsAndVMT	VendorTripNumber	1,171.00	2.00
tblTripsAndVMT	VendorTripNumber	1,171.00	28.00
tblTripsAndVMT	VendorTripNumber	1,171.00	12.00
tblTripsAndVMT	VendorTripNumber	1,171.00	11.00
tblTripsAndVMT	VendorTripNumber	1,171.00	12.00
tblTripsAndVMT	VendorTripNumber	1,171.00	2.00
tblTripsAndVMT	VendorTripNumber	1,171.00	9.00
tblTripsAndVMT	VendorTripNumber	1,171.00	3.00
tblTripsAndVMT	VendorTripNumber	1,171.00	26.00
tblTripsAndVMT	VendorTripNumber	1,171.00	3.00
tblTripsAndVMT	VendorTripNumber	0.00	10.00
tblTripsAndVMT	VendorTripNumber	0.00	5.00
tblTripsAndVMT	VendorTripNumber	1,171.00	15.00
tblTripsAndVMT	VendorTripNumber	0.00	10.00
tblTripsAndVMT	VendorTripNumber	1,171.00	16.00
tblTripsAndVMT	VendorTripNumber	0.00	29.00
tblTripsAndVMT	VendorTripNumber	1,171.00	2.00
tblTripsAndVMT	VendorTripNumber	1,171.00	10.00
tblTripsAndVMT	VendorTripNumber	0.00	7.00
tblTripsAndVMT	VendorTripNumber	1,171.00	13.00
tblTripsAndVMT	VendorTripNumber	0.00	33.00
tblTripsAndVMT	VendorTripNumber	0.00	30.00
tblTripsAndVMT	VendorTripNumber	1,171.00	30.00
tblTripsAndVMT	VendorTripNumber	1,171.00	10.00

CalEEMod Version: CalEEMod.2016.3.2

Page 21 of 120

Date: 2/11/2021 2:04 PM

Estrella Substation and Paso Robles Area Reinforcement Project - San Luis Obispo County, Winter

tblTripsAndVMT	VendorTripNumber	1,171.00	31.00
tblTripsAndVMT	WorkerTripLength	13.00	10.00
tblTripsAndVMT	WorkerTripLength	13.00	7.68
tblTripsAndVMT	WorkerTripLength	13.00	8.45
tblTripsAndVMT	WorkerTripLength	13.00	8.45
tblTripsAndVMT	WorkerTripLength	13.00	9.15
tblTripsAndVMT	WorkerTripLength	13.00	9.56
tblTripsAndVMT	WorkerTripLength	13.00	8.97
tblTripsAndVMT	WorkerTripLength	13.00	7.34
tblTripsAndVMT	WorkerTripLength	13.00	8.52
tblTripsAndVMT	WorkerTripLength	13.00	10.00
tblTripsAndVMT	WorkerTripLength	13.00	10.00
tblTripsAndVMT	WorkerTripLength	13.00	10.00
tblTripsAndVMT	WorkerTripLength	13.00	10.00
tblTripsAndVMT	WorkerTripLength	13.00	7.68
tblTripsAndVMT	WorkerTripLength	13.00	9.23
tblTripsAndVMT	WorkerTripLength	13.00	10.00
tblTripsAndVMT	WorkerTripLength	13.00	10.00
tblTripsAndVMT	WorkerTripLength	13.00	6.79
tblTripsAndVMT	WorkerTripLength	13.00	6.72
tblTripsAndVMT	WorkerTripLength	13.00	8.68
tblTripsAndVMT	WorkerTripLength	13.00	8.25
tblTripsAndVMT	WorkerTripLength	13.00	8.15
tblTripsAndVMT	WorkerTripLength	13.00	7.67
tblTripsAndVMT	WorkerTripLength	13.00	10.00
tblTripsAndVMT	WorkerTripLength	13.00	7.68
tblTripsAndVMT	WorkerTripLength	13.00	8.14

CalEEMod Version: CalEEMod.2016.3.2

Page 22 of 120

Date: 2/11/2021 2:04 PM

Estrella Substation and Paso Robles Area Reinforcement Project - San Luis Obispo County, Winter

tblTripsAndVMT	WorkerTripLength	13.00	8.45
tblTripsAndVMT	WorkerTripLength	13.00	8.56
tblTripsAndVMT	WorkerTripLength	13.00	9.18
tblTripsAndVMT	WorkerTripLength	13.00	6.32
tblTripsAndVMT	WorkerTripLength	13.00	8.45
tblTripsAndVMT	WorkerTripLength	13.00	7.85
tblTripsAndVMT	WorkerTripLength	13.00	5.87
tblTripsAndVMT	WorkerTripLength	13.00	7.50
tblTripsAndVMT	WorkerTripLength	13.00	8.38
tblTripsAndVMT	WorkerTripNumber	5.00	22.00
tblTripsAndVMT	WorkerTripNumber	5.00	16.00
tblTripsAndVMT	WorkerTripNumber	3,000.00	22.00
tblTripsAndVMT	WorkerTripNumber	3,000.00	12.00
tblTripsAndVMT	WorkerTripNumber	3,000.00	12.00
tblTripsAndVMT	WorkerTripNumber	3,000.00	12.00
tblTripsAndVMT	WorkerTripNumber	3,000.00	18.00
tblTripsAndVMT	WorkerTripNumber	3,000.00	14.00
tblTripsAndVMT	WorkerTripNumber	3,000.00	18.00
tblTripsAndVMT	WorkerTripNumber	3,000.00	12.00
tblTripsAndVMT	WorkerTripNumber	3,000.00	9.00
tblTripsAndVMT	WorkerTripNumber	3,000.00	30.00
tblTripsAndVMT	WorkerTripNumber	3,000.00	38.00
tblTripsAndVMT	WorkerTripNumber	3,000.00	16.00
tblTripsAndVMT	WorkerTripNumber	3,000.00	12.00
tblTripsAndVMT	WorkerTripNumber	3,000.00	14.00
tblTripsAndVMT	WorkerTripNumber	3,000.00	10.00
tblTripsAndVMT	WorkerTripNumber	3,000.00	12.00

CalEEMod Version: CalEEMod.2016.3.2

Page 23 of 120

Date: 2/11/2021 2:04 PM

Estrella Substation and Paso Robles Area Reinforcement Project - San Luis Obispo County, Winter

tblTripsAndVMT	WorkerTripNumber	3,000.00	12.00
tblTripsAndVMT	WorkerTripNumber	8.00	20.00
tblTripsAndVMT	WorkerTripNumber	5.00	16.00
tblTripsAndVMT	WorkerTripNumber	3,000.00	41.00
tblTripsAndVMT	WorkerTripNumber	5.00	18.00
tblTripsAndVMT	WorkerTripNumber	3,000.00	12.00
tblTripsAndVMT	WorkerTripNumber	5.00	8.00
tblTripsAndVMT	WorkerTripNumber	0.00	10.00
tblTripsAndVMT	WorkerTripNumber	3,000.00	12.00
tblTripsAndVMT	WorkerTripNumber	3,000.00	32.00
tblTripsAndVMT	WorkerTripNumber	5.00	16.00
tblTripsAndVMT	WorkerTripNumber	3,000.00	38.00
tblTripsAndVMT	WorkerTripNumber	10.00	24.00
tblTripsAndVMT	WorkerTripNumber	30.00	26.00
tblTripsAndVMT	WorkerTripNumber	3,000.00	18.00
tblTripsAndVMT	WorkerTripNumber	3,000.00	28.00
tblTripsAndVMT	WorkerTripNumber	3,000.00	22.00
tblVehicleTrips	ST_TR	1.32	0.00
tblVehicleTrips	SU_TR	0.68	0.00
tblVehicleTrips	WD_TR	6.97	0.00
tblWater	IndoorWaterUseRate	1,652,050,000.00	0.00

2.0 Emissions Summary

CalEEMod Version: CalEEMod.2016.3.2

Page 24 of 120

Date: 2/11/2021 2:04 PM

Estrella Substation and Paso Robles Area Reinforcement Project - San Luis Obispo County, Winter

2.1 Overall Construction (Maximum Daily Emission)**Unmitigated Construction**

	ROG	NOx	CO	SO2	Fugitive PM10	Exhaust PM10	PM10 Total	Fugitive PM2.5	Exhaust PM2.5	PM2.5 Total	Bio- CO2	NBio- CO2	Total CO2	CH4	N2O	CO2e
Year	lb/day										lb/day					
2022	11.8864	110.4815	77.5908	0.2791	8.4664	3.9137	12.3801	3.7790	3.6020	7.3810	0.0000	27,322.0062	27,322.0062	7.9167	0.0000	27,519.9224
2023	9.7896	81.3027	68.0185	0.2538	3.9882	2.8200	5.3730	0.7733	2.6013	3.0073	0.0000	24,802.4598	24,802.4598	7.0381	0.0000	24,978.4115
2024	2.5008	20.6390	17.1411	0.0596	0.5937	0.7958	1.1246	0.0968	0.7323	0.8222	0.0000	5,815.4442	5,815.4442	1.7071	0.0000	5,858.1217
Maximum	11.8864	110.4815	77.5908	0.2791	8.4664	3.9137	12.3801	3.7790	3.6020	7.3810	0.0000	27,322.0062	27,322.0062	7.9167	0.0000	27,519.9224

Mitigated Construction

	ROG	NOx	CO	SO2	Fugitive PM10	Exhaust PM10	PM10 Total	Fugitive PM2.5	Exhaust PM2.5	PM2.5 Total	Bio- CO2	NBio- CO2	Total CO2	CH4	N2O	CO2e
Year	lb/day										lb/day					
2022	11.8864	110.4815	77.5908	0.2791	4.0505	3.9137	7.9642	1.6790	3.6020	5.2810	0.0000	27,322.0062	27,322.0062	7.9167	0.0000	27,519.9224
2023	9.7896	81.3027	68.0185	0.2538	2.7752	2.8200	4.3005	0.6423	2.6013	3.0073	0.0000	24,802.4598	24,802.4598	7.0381	0.0000	24,978.4115
2024	2.5008	20.6390	17.1411	0.0596	0.3511	0.7958	1.1246	0.0899	0.7323	0.8222	0.0000	5,815.4442	5,815.4442	1.7071	0.0000	5,858.1217
Maximum	11.8864	110.4815	77.5908	0.2791	4.0505	3.9137	7.9642	1.6790	3.6020	5.2810	0.0000	27,322.0062	27,322.0062	7.9167	0.0000	27,519.9224

CalEEMod Version: CalEEMod.2016.3.2

Page 25 of 120

Date: 2/11/2021 2:04 PM

Estrella Substation and Paso Robles Area Reinforcement Project - San Luis Obispo County, Winter

	ROG	NOx	CO	SO2	Fugitive PM10	Exhaust PM10	PM10 Total	Fugitive PM2.5	Exhaust PM2.5	PM2.5 Total	Bio- CO2	NBio- CO2	Total CO2	CH4	N2O	CO2e
Percent Reduction	0.00	0.00	0.00	0.00	45.00	0.00	29.07	48.14	0.00	18.73	0.00	0.00	0.00	0.00	0.00	0.00

2.2 Overall Operational**Unmitigated Operational**

	ROG	NOx	CO	SO2	Fugitive PM10	Exhaust PM10	PM10 Total	Fugitive PM2.5	Exhaust PM2.5	PM2.5 Total	Bio- CO2	NBio- CO2	Total CO2	CH4	N2O	CO2e
Category	lb/day										lb/day					
Area	152.9488	6.6100e-003	0.7282	5.0000e-005		2.5900e-003	2.5900e-003		2.5900e-003	2.5900e-003		1.5635	1.5635	4.0800e-003		1.6655
Energy	4.2200e-003	0.0384	0.0322	2.3000e-004		2.9200e-003	2.9200e-003		2.9200e-003	2.9200e-003		46.0532	46.0532	8.8000e-004	8.4000e-004	46.3269
Mobile	0.0000	0.0000	0.0000	0.0000	0.0000	0.0000	0.0000	0.0000	0.0000	0.0000		0.0000	0.0000	0.0000		0.0000
Offroad	0.8750	6.0932	5.9132	0.0250		0.2146	0.2146		0.1974	0.1974		2,414.7318	2,414.7318	0.7810		2,434.2562
Total	153.8280	6.1382	6.6737	0.0252	0.0000	0.2201	0.2201	0.0000	0.2029	0.2029		2,462.3485	2,462.3485	0.7859	8.4000e-004	2,482.2486

CalEEMod Version: CalEEMod.2016.3.2

Page 26 of 120

Date: 2/11/2021 2:04 PM

Estrella Substation and Paso Robles Area Reinforcement Project - San Luis Obispo County, Winter

2.2 Overall Operational**Mitigated Operational**

	ROG	NOx	CO	SO2	Fugitive PM10	Exhaust PM10	PM10 Total	Fugitive PM2.5	Exhaust PM2.5	PM2.5 Total	Bio- CO2	NBio- CO2	Total CO2	CH4	N2O	CO2e
Category	lb/day										lb/day					
Area	152.9488	6.6100e-003	0.7282	5.0000e-005		2.5900e-003	2.5900e-003		2.5900e-003	2.5900e-003		1.5635	1.5635	4.0800e-003		1.6655
Energy	4.2200e-003	0.0384	0.0322	2.3000e-004		2.9200e-003	2.9200e-003		2.9200e-003	2.9200e-003		46.0532	46.0532	8.8000e-004	8.4000e-004	46.3269
Mobile	0.0000	0.0000	0.0000	0.0000	0.0000	0.0000	0.0000	0.0000	0.0000	0.0000		0.0000	0.0000	0.0000		0.0000
Offroad	0.8750	6.0932	5.9132	0.0250		0.2146	0.2146		0.1974	0.1974		2,414.7318	2,414.7318	0.7810		2,434.2562
Total	153.8280	6.1382	6.6737	0.0252	0.0000	0.2201	0.2201	0.0000	0.2029	0.2029		2,462.3485	2,462.3485	0.7859	8.4000e-004	2,482.2486

	ROG	NOx	CO	SO2	Fugitive PM10	Exhaust PM10	PM10 Total	Fugitive PM2.5	Exhaust PM2.5	PM2.5 Total	Bio- CO2	NBio- CO2	Total CO2	CH4	N2O	CO2e
Percent Reduction	0.00	0.00	0.00	0.00	0.00	0.00	0.00	0.00	0.00	0.00	0.00	0.00	0.00	0.00	0.00	0.00

3.0 Construction Detail**Construction Phase**

Phase Number	Phase Name	Phase Type	Start Date	End Date	Num Days Week	Num Days	Phase Description
1	230-kV Transmission Site Work Area Preparation Mobilization	Site Preparation	6/1/2022	6/14/2022	6	12	
2	230-kV Transmission Foundation Tower Installation Remove two towers	Building Construction	6/15/2022	8/9/2022	6	48	
3	Reconductoring Segment Site Development Mobilization	Site Preparation	8/1/2022	8/13/2022	6	12	

CalEEMod Version: CalEEMod.2016.3.2

Page 27 of 120

Date: 2/11/2021 2:04 PM

Estrella Substation and Paso Robles Area Reinforcement Project - San Luis Obispo County, Winter

4	Reconductoring Segment Pole Installation Transfer Distribution Pole Removal	Building Construction	8/15/2022	2/18/2023	6	144	
5	230-kV Substation Access Roads	Site Preparation	9/1/2022	9/14/2022	6	12	
6	230-kV Substation Site Prep Grading Entrance Road Culverts Mobilization	Grading	9/15/2022	10/12/2022	6	24	
7	230-kV Substation Fence and Gate Installation	Building Construction	10/8/2022	10/21/2022	6	12	
8	Reconductoring Segment Conductor Installation	Building Construction	10/10/2022	2/28/2023	6	120	
9	230-kV Substation Foundation Construction	Building Construction	10/15/2022	11/25/2022	6	36	
10	70-kV Substation Mobilization	Site Preparation	10/18/2022	10/30/2022	6	12	
11	70-kV Substation Foundation Construction	Building Construction	11/1/2022	12/31/2022	6	48	
12	70-kV Substation Ground Grid Conduit Installation	Building Construction	11/1/2022	12/31/2022	6	48	
13	230-kV Substation Ground Grid Conduit Installation	Building Construction	11/15/2022	12/12/2022	6	24	
14	230-kV Substation Steel Bus Erection	Building Construction	12/9/2022	1/5/2023	6	24	
15	230-kV Substation Install Yard Rock	Building Construction	12/23/2022	1/12/2023	6	18	
16	70-kV Substation Steel Bus Erection	Building Construction	1/1/2023	1/31/2023	6	24	
17	230-kV Substation Transformer & Equip Delivery & Installation	Building Construction	1/2/2023	2/4/2023	6	30	
18	230-kV Substation Control Enclosure Delivery and Install	Building Construction	1/6/2023	1/19/2023	6	12	
19	230-kV Substation Remaining Equipment Delivery and Install	Building Construction	1/13/2023	2/11/2023	6	24	
20	230-kV Transmission Conductor	Building Construction	1/25/2023	1/31/2023	6	6	
21	70-kV Substation Equip Delivery & Installation	Building Construction	2/1/2023	2/21/2023	6	18	
22	70-kV Substation Control Enclosure Delivery and Install	Building Construction	2/1/2023	2/7/2023	6	6	
23	230-kV Transmission Site Clean-up and Restoration	Building Construction	2/1/2023	2/7/2023	6	6	
24	230-kV Substation Cable Installation and Termination	Building Construction	2/1/2023	2/14/2023	6	12	

5.9

CalEEMod Version: CalEEMod.2016.3.2

Page 28 of 120

Date: 2/11/2021 2:04 PM

Estrella Substation and Paso Robles Area Reinforcement Project - San Luis Obispo County, Winter

25	230-kV Substation Testing and Commissioning	Building Construction	2/11/2023	3/17/2023	6	30	
26	70-kV Substation Cable Installation and Termination	Building Construction	2/22/2023	3/14/2023	6	18	
27	70-kV Power Line Site Development Mobilization	Site Preparation	3/1/2023	3/14/2023	6	12	
28	Reconductoring Segment Clean-up and Restoration	Site Preparation	3/1/2023	3/14/2023	6	12	
29	70-kV Power Line Pole Tower Installation	Building Construction	3/1/2023	11/30/2023	6	216	
30	70-kV Substation Install Yard Rock	Building Construction	3/1/2023	3/14/2023	6	12	
31	230-kV Substation Cleanup and Restoration	Site Preparation	3/11/2023	3/31/2023	6	18	
32	70-kV Cleanup and Restoration	Site Preparation	3/15/2023	3/28/2023	6	12	
33	70-kV Substation Testing and Commissioning	Building Construction	4/1/2023	5/31/2023	6	48	
34	70-kV Power Line Conductor Installation	Building Construction	11/1/2023	1/31/2024	6	72	
35	70-kV Power Line Clean-up and Restoration	Site Preparation	2/1/2024	2/14/2024	6	12	

Acres of Grading (Site Preparation Phase): 0**Acres of Grading (Grading Phase): 0****Acres of Paving: 0****Residential Indoor: 0; Residential Outdoor: 0; Non-Residential Indoor: 0; Non-Residential Outdoor: 0; Striped Parking Area: 0 (Architectural Coating – sqft)****OffRoad Equipment**

Phase Name	Offroad Equipment Type	Amount	Usage Hours	Horse Power	Load Factor
230-kV Transmission Site Work Area Preparation Mobilization	Graders	1	6.00	187	0.41
230-kV Transmission Site Work Area Preparation Mobilization	Tractors/Loaders/Backhoes	1	6.00	97	0.37
230-kV Transmission Foundation Tower Installation Remove two towers	Bore/Drill Rigs	1	1.00	221	0.50
230-kV Transmission Foundation Tower Installation Remove two towers	Cranes	3	5.30	231	0.29

CalEEMod Version: CalEEMod.2016.3.2

Page 29 of 120

Date: 2/11/2021 2:04 PM

Estrella Substation and Paso Robles Area Reinforcement Project - San Luis Obispo County, Winter

230-kV Transmission Foundation Tower Installation Remove two towers	Forklifts	3	2.60	89	0.20
230-kV Transmission Foundation Tower Installation Remove two towers	Off-Highway Trucks	2	3.50	402	0.38
230-kV Transmission Foundation Tower Installation Remove two towers	Off-Highway Trucks	1	0.80	402	0.38
230-kV Transmission Foundation Tower Installation Remove two towers	Off-Highway Trucks	2	2.60	402	0.38
230-kV Transmission Foundation Tower Installation Remove two towers	Tractors/Loaders/Backhoes	1	0.50	97	0.37
Reconductoring Segment Site Development Mobilization	Graders	1	6.00	187	0.41
Reconductoring Segment Site Development Mobilization	Tractors/Loaders/Backhoes	1	4.00	97	0.37
Reconductoring Segment Pole Installation Transfer Distribution Pole Removal	Bore/Drill Rigs	1	6.00	221	0.50
Reconductoring Segment Pole Installation Transfer Distribution Pole Removal	Cranes	3	6.00	231	0.29
Reconductoring Segment Pole Installation Transfer Distribution Pole Removal	Cranes	1	1.00	231	0.29
Reconductoring Segment Pole Installation Transfer Distribution Pole Removal	Off-Highway Trucks	2	3.00	402	0.38
Reconductoring Segment Pole Installation Transfer Distribution Pole Removal	Off-Highway Trucks	2	2.00	402	0.38
230-kV Substation Access Roads	Off-Highway Trucks	2	8.00	402	0.38
230-kV Substation Access Roads	Tractors/Loaders/Backhoes	2	8.00	97	0.37
230-kV Substation Site Prep Grading Entrance Road Culverts Mobilization	Graders	1	8.00	187	0.41
230-kV Substation Site Prep Grading Entrance Road Culverts Mobilization	Off-Highway Trucks	4	10.00	402	0.38
230-kV Substation Site Prep Grading Entrance Road Culverts Mobilization	Off-Highway Trucks	2	10.00	402	0.38
230-kV Substation Site Prep Grading Entrance Road Culverts Mobilization	Rollers	2	8.00	80	0.38
230-kV Substation Site Prep Grading Entrance Road Culverts Mobilization	Rubber Tired Dozers	1	8.00	247	0.40
230-kV Substation Site Prep Grading Entrance Road Culverts Mobilization	Rubber Tired Loaders	1	8.00	203	0.36

CalEEMod Version: CalEEMod.2016.3.2

Page 30 of 120

Date: 2/11/2021 2:04 PM

Estrella Substation and Paso Robles Area Reinforcement Project - San Luis Obispo County, Winter

230-kV Substation Site Prep Grading Entrance Road Culverts Mobilization	Scrapers	1	8.00	367	0.48
230-kV Substation Fence and Gate Installation	Skid Steer Loaders	1	4.00	65	0.37
Reconductoring Segment Conductor Installation	Forklifts	1	3.00	89	0.20
Reconductoring Segment Conductor Installation	Off-Highway Trucks	2	6.00	402	0.38
Reconductoring Segment Conductor Installation	Off-Highway Trucks	2	6.00	402	0.38
Reconductoring Segment Conductor Installation	Off-Highway Trucks	2	4.00	402	0.38
Reconductoring Segment Conductor Installation	Off-Highway Trucks	1	6.00	402	0.38
Reconductoring Segment Conductor Installation	Other General Industrial Equipment	1	6.00	88	0.34
Reconductoring Segment Conductor Installation	Other General Industrial Equipment	1	6.00	88	0.34
230-kV Substation Foundation Construction	Bore/Drill Rigs	1	8.00	221	0.50
230-kV Substation Foundation Construction	Cranes	1	5.00	231	0.29
230-kV Substation Foundation Construction	Tractors/Loaders/Backhoes	1	5.00	97	0.37
70-kV Substation Mobilization	Graders	1	4.00	187	0.41
70-kV Substation Mobilization	Tractors/Loaders/Backhoes	1	4.00	97	0.37
70-kV Substation Foundation Construction	Bore/Drill Rigs	1	8.00	221	0.50
70-kV Substation Foundation Construction	Tractors/Loaders/Backhoes	1	8.00	97	0.37
70-kV Substation Foundation Construction	Trenchers	1	8.00	78	0.50
70-kV Substation Ground Grid Conduit Installation	Tractors/Loaders/Backhoes	1	6.00	97	0.37
70-kV Substation Ground Grid Conduit Installation	Trenchers	1	6.00	78	0.50
230-kV Substation Ground Grid Conduit Installation	Trenchers	1	8.00	78	0.50
230-kV Substation Steel Bus Erection	Aerial Lifts	1	6.00	62	0.31
230-kV Substation Steel Bus Erection	Off-Highway Trucks	1	8.00	402	0.38
230-kV Substation Install Yard Rock	Off-Highway Trucks	1	10.00	402	0.38

CalEEMod Version: CalEEMod.2016.3.2

Page 31 of 120

Date: 2/11/2021 2:04 PM

Estrella Substation and Paso Robles Area Reinforcement Project - San Luis Obispo County, Winter

230-kV Substation Install Yard Rock	Skid Steer Loaders	1	10.00	65	0.37
70-kV Substation Steel Bus Erection	Aerial Lifts	2	8.00	62	0.31
70-kV Substation Steel Bus Erection	Off-Highway Trucks	2	6.00	402	0.38
230-kV Substation Transformer & Equip Delivery & Installation	Generator Sets	1	5.00	84	0.74
230-kV Substation Transformer & Equip Delivery & Installation	Off-Highway Trucks	2	10.00	402	0.38
230-kV Substation Transformer & Equip Delivery & Installation	Off-Highway Trucks	1	4.80	402	0.38
230-kV Substation Transformer & Equip Delivery & Installation	Tractors/Loaders/Backhoes	1	4.00	97	0.37
230-kV Substation Control Enclosure Delivery and Install	Cranes	1	6.00	231	0.29
230-kV Substation Remaining Equipment Delivery and Install	Off-Highway Trucks	1	6.00	402	0.38
230-kV Transmission Conductor	Cranes	3	6.00	231	0.29
230-kV Transmission Conductor	Off-Highway Trucks	2	4.00	402	0.38
230-kV Transmission Conductor	Off-Highway Trucks	2	4.00	402	0.38
70-kV Substation Equip Delivery & Installation	Aerial Lifts	2	4.00	62	0.31
70-kV Substation Equip Delivery & Installation	Off-Highway Trucks	1	5.30	402	0.38
70-kV Substation Control Enclosure Delivery and Install	Off-Highway Trucks	0	0.00	402	0.38
230-kV Transmission Site Clean-up and Restoration	Graders	1	8.00	187	0.41
230-kV Transmission Site Clean-up and Restoration	Tractors/Loaders/Backhoes	1	4.00	97	0.37
230-kV Substation Cable Installation and Termination	Aerial Lifts	1	8.00	62	0.31
230-kV Substation Testing and Commissioning	Off-Highway Trucks	0	0.00	402	0.38
70-kV Substation Cable Installation and Termination	Off-Highway Trucks	0	0.00	402	0.38
70-kV Power Line Site Development Mobilization	Graders	2	6.00	187	0.41
70-kV Power Line Site Development Mobilization	Tractors/Loaders/Backhoes	1	4.00	97	0.37
Reconductoring Segment Clean-up and Restoration	Graders	1	6.00	187	0.41

CalEEMod Version: CalEEMod.2016.3.2

Page 32 of 120

Date: 2/11/2021 2:04 PM

Estrella Substation and Paso Robles Area Reinforcement Project - San Luis Obispo County, Winter

Reconductoring Segment Clean-up and Restoration	Tractors/Loaders/Backhoes	1	4.00	97	0.37
70-kV Power Line Pole Tower Installation	Cranes	1	4.00	231	0.29
70-kV Power Line Pole Tower Installation	Off-Highway Trucks	3	4.00	402	0.38
70-kV Power Line Pole Tower Installation	Off-Highway Trucks	3	4.00	402	0.38
70-kV Power Line Pole Tower Installation	Tractors/Loaders/Backhoes	2	4.00	97	0.37
70-kV Power Line Pole Tower Installation	Tractors/Loaders/Backhoes	1	4.00	97	0.37
70-kV Substation Install Yard Rock	Off-Highway Trucks	1	8.00	402	0.38
70-kV Substation Install Yard Rock	Skid Steer Loaders	1	8.00	65	0.37
70-kV Substation Install Yard Rock	Tractors/Loaders/Backhoes	1	8.00	97	0.37
230-kV Substation Cleanup and Restoration	Other General Industrial Equipment	1	6.00	88	0.34
230-kV Substation Cleanup and Restoration	Tractors/Loaders/Backhoes	1	6.00	97	0.37
70-kV Cleanup and Restoration	Off-Highway Trucks	0	0.00	402	0.38
70-kV Substation Testing and Commissioning	Off-Highway Trucks	0	0.00	402	0.38
70-kV Power Line Conductor Installation	Cranes	3	6.00	231	0.29
70-kV Power Line Conductor Installation	Forklifts	1	3.00	89	0.20
70-kV Power Line Conductor Installation	Off-Highway Trucks	3	4.00	402	0.38
70-kV Power Line Conductor Installation	Off-Highway Trucks	1	6.00	402	0.38
70-kV Power Line Conductor Installation	Off-Highway Trucks	2	2.00	402	0.38
70-kV Power Line Conductor Installation	Other General Industrial Equipment	1	6.00	88	0.34
70-kV Power Line Conductor Installation	Other General Industrial Equipment	1	6.00	88	0.34
70-kV Power Line Clean-up and Restoration	Graders	1	6.00	187	0.41
70-kV Power Line Clean-up and Restoration	Tractors/Loaders/Backhoes	1	4.00	97	0.37

Trips and VMT

CalEEMod Version: CalEEMod.2016.3.2

Page 33 of 120

Date: 2/11/2021 2:04 PM

Estrella Substation and Paso Robles Area Reinforcement Project - San Luis Obispo County, Winter

Phase Name	Offroad Equipment Count	Worker Trip Number	Vendor Trip Number	Hauling Trip Number	Worker Trip Length	Vendor Trip Length	Hauling Trip Length	Worker Vehicle Class	Vendor Vehicle Class	Hauling Vehicle Class
230-kV Transmission	2	22.00	11.00	104.00	10.00	13.00	20.00	LD_Mix	HDT_Mix	HHDT
Site/Work Area Prepar.										
230-kV Transmission	13	30.00	12.00	0.00	10.00	13.00	20.00	LD_Mix	HDT_Mix	HHDT
Foundation Tower Instal										
Reconductoring	2	18.00	10.00	0.00	7.67	13.00	20.00	LD_Mix	HDT_Mix	HHDT
Sanment Site Develop										
Reconductoring	9	38.00	13.00	0.00	6.32	13.00	20.00	LD_Mix	HDT_Mix	HHDT
Sanment Pole Installati										
230-kV Substation	4	24.00	33.00	0.00	8.45	1.90	20.00	LD_Mix	HDT_Mix	HHDT
Access Roads										
230-kV Substation Site	12	26.00	30.00	393.00	7.85	1.20	20.00	LD_Mix	HDT_Mix	HHDT
Prep Grading Entrance										
230-kV Substation	1	18.00	30.00	0.00	5.87	1.85	20.00	LD_Mix	HDT_Mix	HHDT
Fence and Gate Install										
Reconductoring	10	28.00	10.00	0.00	7.50	13.00	20.00	LD_Mix	HDT_Mix	HHDT
Sanment Conductor In										
230-kV Substation	3	22.00	31.00	0.00	8.38	1.85	20.00	LD_Mix	HDT_Mix	HHDT
Foundation Construction										
70-kV Substation	2	16.00	6.00	0.00	7.68	13.00	20.00	LD_Mix	HDT_Mix	HHDT
Mobilization										
70-kV Substation	3	22.00	13.00	0.00	8.45	13.00	20.00	LD_Mix	HDT_Mix	HHDT
Foundation Construction										
70-kV Substation	2	12.00	9.00	0.00	8.45	13.00	20.00	LD_Mix	HDT_Mix	HHDT
Ground Grid Conduit In										
230-kV Substation	1	12.00	29.00	0.00	9.15	0.91	20.00	LD_Mix	HDT_Mix	HHDT
Ground Grid Conduit In										
230-kV Substation	2	12.00	30.00	0.00	9.56	1.20	20.00	LD_Mix	HDT_Mix	HHDT
Steel Bus Erection										
230-kV Substation	2	18.00	45.00	0.00	8.97	8.68	20.00	LD_Mix	HDT_Mix	HHDT
Install Yard Back										
70-kV Substation Steel	4	14.00	9.00	0.00	7.34	13.00	20.00	LD_Mix	HDT_Mix	HHDT
Bus Erection										
230-kV Substation	5	18.00	30.00	0.00	8.52	1.15	20.00	LD_Mix	HDT_Mix	HHDT
Transformer & Equip D										
230-kV Substation	1	12.00	2.00	0.00	10.00	13.00	20.00	LD_Mix	HDT_Mix	HHDT
Control Enclosure Deliv										
230-kV Substation	1	9.00	28.00	0.00	10.00	1.34	20.00	LD_Mix	HDT_Mix	HHDT
Remainder Equipment										
230-kV Transmission	7	38.00	11.00	0.00	10.00	13.00	20.00	LD_Mix	HDT_Mix	HHDT
Conductor										
70-kV Substation	3	16.00	12.00	0.00	7.68	13.00	20.00	LD_Mix	HDT_Mix	HHDT
Equip Delivery & Install										
70-kV Substation	0	12.00	2.00	0.00	9.23	13.00	20.00	LD_Mix	HDT_Mix	HHDT
Control Enclosure Deliv										
230-kV Transmission	2	14.00	9.00	0.00	10.00	13.00	20.00	LD_Mix	HDT_Mix	HHDT
Site Clean up and Rest										
230-kV Substation	1	10.00	3.00	0.00	10.00	13.00	20.00	LD_Mix	HDT_Mix	HHDT
Cable Installation and T										
230-kV Substation	0	12.00	26.00	0.00	6.79	13.00	20.00	LD_Mix	HDT_Mix	HHDT
Traction and Commissi										

CalEEMod Version: CalEEMod.2016.3.2

Page 34 of 120

Date: 2/11/2021 2:04 PM

Estrella Substation and Paso Robles Area Reinforcement Project - San Luis Obispo County, Winter

70-kV Substation Cable Installation and Tower Installation	0	12.00	3.00	0.00	6.72	13.00	20.00	LD_Mix	HDT_Mix	HHDT
70-kV Power Line Site Development Mobilization	3	20.00	10.00	0.00	8.68	13.00	20.00	LD_Mix	HDT_Mix	HHDT
Reconductoring	2	16.00	5.00	0.00	8.25	13.00	20.00	LD_Mix	HDT_Mix	HHDT
Sanment Cleanup and 70-kV Power Line Pole Tower Installation	10	41.00	15.00	0.00	8.15	13.00	20.00	LD_Mix	HDT_Mix	HHDT
70-kV Substation Install Yard Rock	3	12.00	16.00	0.00	10.00	13.00	20.00	LD_Mix	HDT_Mix	HHDT
230-kV Substation Cleanup and Restoration	2	8.00	29.00	0.00	7.68	13.00	20.00	LD_Mix	HDT_Mix	HHDT
70-kV Cleanup and Restoration	0	10.00	0.00	0.00	8.14	13.00	20.00	LD_Mix	HDT_Mix	HHDT
70-kV Substation Testing and Commissioning	0	12.00	2.00	0.00	8.45	13.00	20.00	LD_Mix	HDT_Mix	HHDT
70-kV Power Line Conductor Installation	12	32.00	10.00	0.00	8.56	13.00	20.00	LD_Mix	HDT_Mix	HHDT
70-kV Power Line Cleanup and Restoration	2	16.00	7.00	0.00	9.18	13.00	20.00	LD_Mix	HDT_Mix	HHDT

3.1 Mitigation Measures Construction

Water Exposed Area

3.2 230-kV Transmission Site Work Area Preparation Mobilization - 2022**Unmitigated Construction On-Site**

	ROG	NOx	CO	SO2	Fugitive PM10	Exhaust PM10	PM10 Total	Fugitive PM2.5	Exhaust PM2.5	PM2.5 Total	Bio- CO2	NBio- CO2	Total CO2	CH4	N2O	CO2e
Category	lb/day										lb/day					
Fugitive Dust					0.8081	0.0000	0.8081	0.0878	0.0000	0.0878			0.0000			0.0000
Off-Road	0.4348	5.1999	2.9698	7.3000e-003		0.1930	0.1930		0.1776	0.1776		706.8884	706.8884	0.2286		712.6040
Total	0.4348	5.1999	2.9698	7.3000e-003	0.8081	0.1930	1.0011	0.0878	0.1776	0.2654		706.8884	706.8884	0.2286		712.6040

CalEEMod Version: CalEEMod.2016.3.2

Page 35 of 120

Date: 2/11/2021 2:04 PM

Estrella Substation and Paso Robles Area Reinforcement Project - San Luis Obispo County, Winter

3.2 230-kV Transmission Site Work Area Preparation Mobilization - 2022

Unmitigated Construction Off-Site

	ROG	NOx	CO	SO2	Fugitive PM10	Exhaust PM10	PM10 Total	Fugitive PM2.5	Exhaust PM2.5	PM2.5 Total	Bio- CO2	NBio- CO2	Total CO2	CH4	N2O	CO2e
Category	lb/day										lb/day					
Hauling	0.0668	2.2991	0.5746	6.5800e-003	0.1514	9.3300e-003	0.1607	0.0415	9.9200e-003	0.0504		711.5809	711.5809	0.0434		712.6659
Vendor	0.0557	1.5780	0.4564	4.7400e-003	0.1324	6.0900e-003	0.1384	0.0381	5.8200e-003	0.0439		504.7505	504.7505	0.0227		505.3186
Worker	0.0769	0.0571	0.5121	1.4000e-003	0.1674	1.0400e-003	0.1684	0.0444	9.6000e-004	0.0454		139.9897	139.9897	4.0600e-003		139.9711
Total	0.1994	3.9342	1.5431	0.0127	0.4511	0.0165	0.4675	0.1239	0.0157	0.1396		1,356.2012	1,356.2012	0.0702		1,357.9557

Mitigated Construction On-Site

	ROG	NOx	CO	SO2	Fugitive PM10	Exhaust PM10	PM10 Total	Fugitive PM2.5	Exhaust PM2.5	PM2.5 Total	Bio- CO2	NBio- CO2	Total CO2	CH4	N2O	CO2e
Category	lb/day										lb/day					
Fugitive Dust					0.3152	0.0000	0.3152	0.0342	0.0000	0.0342			0.0000			0.0000
Off-Road	0.4348	5.1999	2.9698	7.3000e-003		0.1930	0.1930		0.1776	0.1776	0.0000	706.8884	706.8884	0.2286		712.6040
Total	0.4348	5.1999	2.9698	7.3000e-003	0.3152	0.1930	0.5081	0.0342	0.1776	0.2118	0.0000	706.8884	706.8884	0.2286		712.6040

CalEEMod Version: CalEEMod.2016.3.2

Page 36 of 120

Date: 2/11/2021 2:04 PM

Estrella Substation and Paso Robles Area Reinforcement Project - San Luis Obispo County, Winter

3.2 230-kV Transmission Site Work Area Preparation Mobilization - 2022

Mitigated Construction Off-Site

	ROG	NOx	CO	SO2	Fugitive PM10	Exhaust PM10	PM10 Total	Fugitive PM2.5	Exhaust PM2.5	PM2.5 Total	Bio- CO2	NBio- CO2	Total CO2	CH4	N2O	CO2e
Category	lb/day										lb/day					
Hauling	0.0668	2.2991	0.5746	6.5800e-003	0.1514	9.3300e-003	0.1607	0.0415	9.9200e-003	0.0504		711.5809	711.5809	0.0434		712.6659
Vendor	0.0557	1.5780	0.4564	4.7400e-003	0.1324	6.0900e-003	0.1384	0.0381	5.8200e-003	0.0439		504.7505	504.7505	0.0227		505.3186
Worker	0.0769	0.0571	0.5121	1.4000e-003	0.1674	1.0400e-003	0.1684	0.0444	9.6000e-004	0.0454		139.8697	139.8697	4.0600e-003		139.9711
Total	0.1994	3.9342	1.5431	0.0127	0.4511	0.0165	0.4675	0.1239	0.0157	0.1396		1,356.2012	1,356.2012	0.0702		1,357.9557

3.3 230-kV Transmission Foundation Tower Installation Remove two towers - 2022

Unmitigated Construction On-Site

	ROG	NOx	CO	SO2	Fugitive PM10	Exhaust PM10	PM10 Total	Fugitive PM2.5	Exhaust PM2.5	PM2.5 Total	Bio- CO2	NBio- CO2	Total CO2	CH4	N2O	CO2e
Category	lb/day										lb/day					
Off-Road	1.7490	16.2551	10.7389	0.0358		0.6653	0.6653		0.6121	0.6121		3,466.3790	3,466.3790	1.1211		3,494.4065
Total	1.7490	16.2551	10.7389	0.0358		0.6653	0.6653		0.6121	0.6121		3,466.3790	3,466.3790	1.1211		3,494.4065

CalEEMod Version: CalEEMod.2016.3.2

Page 37 of 120

Date: 2/11/2021 2:04 PM

Estrella Substation and Paso Robles Area Reinforcement Project - San Luis Obispo County, Winter

3.3 230-kV Transmission Foundation Tower Installation Remove two towers - 2022

Unmitigated Construction Off-Site

	ROG	NOx	CO	SO2	Fugitive PM10	Exhaust PM10	PM10 Total	Fugitive PM2.5	Exhaust PM2.5	PM2.5 Total	Bio- CO2	NBio- CO2	Total CO2	CH4	N2O	CO2e
Category	lb/day										lb/day					
Hauling	0.0000	0.0000	0.0000	0.0000	0.0000	0.0000	0.0000	0.0000	0.0000	0.0000		0.0000	0.0000	0.0000		0.0000
Vendor	0.0608	1.7215	0.4979	5.1700e-003	0.1444	6.6400e-003	0.1510	0.0415	6.3500e-003	0.0479		550.6369	550.6369	0.0248		551.2566
Worker	0.1049	0.0778	0.6983	1.9200e-003	0.2282	1.4200e-003	0.2296	0.0605	1.3000e-003	0.0618		190.7314	190.7314	5.5300e-003		190.8697
Total	0.1657	1.7993	1.1962	7.0900e-003	0.3726	8.0600e-003	0.3806	0.1021	7.6500e-003	0.1097		741.3683	741.3683	0.0303		742.1264

Mitigated Construction On-Site

	ROG	NOx	CO	SO2	Fugitive PM10	Exhaust PM10	PM10 Total	Fugitive PM2.5	Exhaust PM2.5	PM2.5 Total	Bio- CO2	NBio- CO2	Total CO2	CH4	N2O	CO2e
Category	lb/day										lb/day					
Off-Road	1.7490	16.2551	10.7389	0.0358		0.6653	0.6653		0.6121	0.6121	0.0000	3,466.3790	3,466.3790	1.1211		3,494.4065
Total	1.7490	16.2551	10.7389	0.0358		0.6653	0.6653		0.6121	0.6121	0.0000	3,466.3790	3,466.3790	1.1211		3,494.4065

CalEEMod Version: CalEEMod.2016.3.2

Page 38 of 120

Date: 2/11/2021 2:04 PM

Estrella Substation and Paso Robles Area Reinforcement Project - San Luis Obispo County, Winter

**3.3 230-kV Transmission Foundation Tower Installation Remove
two towers - 2022****Mitigated Construction Off-Site**

	ROG	NOx	CO	SO2	Fugitive PM10	Exhaust PM10	PM10 Total	Fugitive PM2.5	Exhaust PM2.5	PM2.5 Total	Bio- CO2	NBio- CO2	Total CO2	CH4	N2O	CO2e
Category	lb/day										lb/day					
Hauling	0.0000	0.0000	0.0000	0.0000	0.0000	0.0000	0.0000	0.0000	0.0000	0.0000		0.0000	0.0000	0.0000		0.0000
Vendor	0.0608	1.7215	0.4979	5.1700e-003	0.1444	6.6400e-003	0.1510	0.0415	6.3500e-003	0.0479		550.6369	550.6369	0.0248		551.2566
Worker	0.1049	0.0778	0.6983	1.9200e-003	0.2282	1.4200e-003	0.2296	0.0605	1.3000e-003	0.0618		190.7314	190.7314	5.5300e-003		190.8697
Total	0.1657	1.7993	1.1962	7.0900e-003	0.3726	8.0600e-003	0.3806	0.1021	7.6500e-003	0.1097		741.3683	741.3683	0.0303		742.1264

**3.4 Reconductoring Segment Site Development Mobilization -
2022****Unmitigated Construction On-Site**

	ROG	NOx	CO	SO2	Fugitive PM10	Exhaust PM10	PM10 Total	Fugitive PM2.5	Exhaust PM2.5	PM2.5 Total	Bio- CO2	NBio- CO2	Total CO2	CH4	N2O	CO2e
Category	lb/day										lb/day					
Fugitive Dust					0.7954	0.0000	0.7954	0.0859	0.0000	0.0859			0.0000			0.0000
Off-Road	0.3936	4.7810	2.4103	6.5200e-003		0.1705	0.1705		0.1568	0.1568		631.5787	631.5787	0.2043		636.6853
Total	0.3936	4.7810	2.4103	6.5200e-003	0.7954	0.1705	0.9658	0.0859	0.1568	0.2427		631.5787	631.5787	0.2043		636.6853

CalEEMod Version: CalEEMod.2016.3.2

Page 39 of 120

Date: 2/11/2021 2:04 PM

Estrella Substation and Paso Robles Area Reinforcement Project - San Luis Obispo County, Winter

3.4 Reconductoring Segment Site Development Mobilization - 2022**Unmitigated Construction Off-Site**

	ROG	NOx	CO	SO2	Fugitive PM10	Exhaust PM10	PM10 Total	Fugitive PM2.5	Exhaust PM2.5	PM2.5 Total	Bio- CO2	NBio- CO2	Total CO2	CH4	N2O	CO2e
Category	lb/day										lb/day					
Hauling	0.0000	0.0000	0.0000	0.0000	0.0000	0.0000	0.0000	0.0000	0.0000	0.0000		0.0000	0.0000	0.0000		0.0000
Vendor	0.0506	1.4345	0.4149	4.3100e-003	0.1203	5.5300e-003	0.1259	0.0346	5.2900e-003	0.0399		458.8641	458.8641	0.0207		459.3805
Worker	0.0520	0.0375	0.3441	8.9000e-004	0.1051	6.8000e-004	0.1057	0.0279	6.2000e-004	0.0285		88.6542	88.6542	2.6600e-003		88.7207
Total	0.1027	1.4720	0.7590	5.2000e-003	0.2254	6.2100e-003	0.2316	0.0625	5.9100e-003	0.0684		547.5182	547.5182	0.0233		548.1012

Mitigated Construction On-Site

	ROG	NOx	CO	SO2	Fugitive PM10	Exhaust PM10	PM10 Total	Fugitive PM2.5	Exhaust PM2.5	PM2.5 Total	Bio- CO2	NBio- CO2	Total CO2	CH4	N2O	CO2e
Category	lb/day										lb/day					
Fugitive Dust					0.3102	0.0000	0.3102	0.0335	0.0000	0.0335			0.0000			0.0000
Off-Road	0.3936	4.7810	2.4103	6.5200e-003		0.1705	0.1705		0.1568	0.1568	0.0000	631.5787	631.5787	0.2043		636.6853
Total	0.3936	4.7810	2.4103	6.5200e-003	0.3102	0.1705	0.4807	0.0335	0.1568	0.1903	0.0000	631.5787	631.5787	0.2043		636.6853

CalEEMod Version: CalEEMod.2016.3.2

Page 40 of 120

Date: 2/11/2021 2:04 PM

Estrella Substation and Paso Robles Area Reinforcement Project - San Luis Obispo County, Winter

3.4 Reconductoring Segment Site Development Mobilization - 2022**Mitigated Construction Off-Site**

	ROG	NOx	CO	SO2	Fugitive PM10	Exhaust PM10	PM10 Total	Fugitive PM2.5	Exhaust PM2.5	PM2.5 Total	Bio- CO2	NBio- CO2	Total CO2	CH4	N2O	CO2e
Category	lb/day										lb/day					
Hauling	0.0000	0.0000	0.0000	0.0000	0.0000	0.0000	0.0000	0.0000	0.0000	0.0000		0.0000	0.0000	0.0000		0.0000
Vendor	0.0506	1.4345	0.4149	4.3100e-003	0.1203	5.5300e-003	0.1259	0.0346	5.2900e-003	0.0399		458.8641	458.8641	0.0207		459.3805
Worker	0.0520	0.0375	0.3441	8.9000e-004	0.1051	6.8000e-004	0.1057	0.0279	6.2000e-004	0.0285		88.6542	88.6542	2.6600e-003		88.7207
Total	0.1027	1.4720	0.7590	5.2000e-003	0.2254	6.2100e-003	0.2316	0.0625	5.9100e-003	0.0684		547.5182	547.5182	0.0233		548.1012

3.5 Reconductoring Segment Pole Installation Transfer Distribution Pole Removal - 2022**Unmitigated Construction On-Site**

	ROG	NOx	CO	SO2	Fugitive PM10	Exhaust PM10	PM10 Total	Fugitive PM2.5	Exhaust PM2.5	PM2.5 Total	Bio- CO2	NBio- CO2	Total CO2	CH4	N2O	CO2e
Category	lb/day										lb/day					
Off-Road	1.7144	16.6546	10.2236	0.0373		0.6496	0.6496		0.5977	0.5977		3,611.1243	3,611.1243	1.1679		3,640.3221
Total	1.7144	16.6546	10.2236	0.0373		0.6496	0.6496		0.5977	0.5977		3,611.1243	3,611.1243	1.1679		3,640.3221

CalEEMod Version: CalEEMod.2016.3.2

Page 41 of 120

Date: 2/11/2021 2:04 PM

Estrella Substation and Paso Robles Area Reinforcement Project - San Luis Obispo County, Winter

3.5 Reconductoring Segment Pole Installation Transfer Distribution Pole Removal - 2022

Unmitigated Construction Off-Site

	ROG	NOx	CO	SO2	Fugitive PM10	Exhaust PM10	PM10 Total	Fugitive PM2.5	Exhaust PM2.5	PM2.5 Total	Bio- CO2	NBio- CO2	Total CO2	CH4	N2O	CO2e
Category	lb/day										lb/day					
Hauling	0.0000	0.0000	0.0000	0.0000	0.0000	0.0000	0.0000	0.0000	0.0000	0.0000		0.0000	0.0000	0.0000		0.0000
Vendor	0.0658	1.8649	0.5394	5.6000e-003	0.1564	7.1900e-003	0.1636	0.0450	6.8800e-003	0.0519		596.5233	596.5233	0.0269		597.1947
Worker	0.0965	0.0678	0.6349	1.9600e-003	0.1828	1.2200e-003	0.1841	0.0485	1.1200e-003	0.0496		155.6195	155.6195	4.8100e-003		155.7398
Total	0.1623	1.9327	1.1743	7.1600e-003	0.3392	8.4100e-003	0.3477	0.0935	8.0000e-003	0.1015		752.1429	752.1429	0.0317		752.9345

Mitigated Construction On-Site

	ROG	NOx	CO	SO2	Fugitive PM10	Exhaust PM10	PM10 Total	Fugitive PM2.5	Exhaust PM2.5	PM2.5 Total	Bio- CO2	NBio- CO2	Total CO2	CH4	N2O	CO2e
Category	lb/day										lb/day					
Off-Road	1.7144	16.6546	10.2236	0.0373		0.6496	0.6496		0.5977	0.5977	0.0000	3,611.1243	3,611.1243	1.1679		3,640.3221
Total	1.7144	16.6546	10.2236	0.0373		0.6496	0.6496		0.5977	0.5977	0.0000	3,611.1243	3,611.1243	1.1679		3,640.3221

CalEEMod Version: CalEEMod.2016.3.2

Page 42 of 120

Date: 2/11/2021 2:04 PM

Estrella Substation and Paso Robles Area Reinforcement Project - San Luis Obispo County, Winter

3.5 Reconductoring Segment Pole Installation Transfer Distribution Pole Removal - 2022

Mitigated Construction Off-Site

	ROG	NOx	CO	SO2	Fugitive PM10	Exhaust PM10	PM10 Total	Fugitive PM2.5	Exhaust PM2.5	PM2.5 Total	Bio- CO2	NBio- CO2	Total CO2	CH4	N2O	CO2e
Category	lb/day										lb/day					
Hauling	0.0000	0.0000	0.0000	0.0000	0.0000	0.0000	0.0000	0.0000	0.0000	0.0000		0.0000	0.0000	0.0000		0.0000
Vendor	0.0658	1.8649	0.5394	5.6000e-003	0.1564	7.1900e-003	0.1636	0.0450	6.8800e-003	0.0519		596.5233	596.5233	0.0269		597.1947
Worker	0.0965	0.0678	0.6349	1.5600e-003	0.1828	1.2200e-003	0.1841	0.0485	1.1200e-003	0.0496		155.6195	155.6195	4.8100e-003		155.7398
Total	0.1623	1.9327	1.1743	7.1600e-003	0.3392	8.4100e-003	0.3477	0.0935	8.0000e-003	0.1015		752.1429	752.1429	0.0317		752.9345

3.5 Reconductoring Segment Pole Installation Transfer Distribution Pole Removal - 2023

Unmitigated Construction On-Site

	ROG	NOx	CO	SO2	Fugitive PM10	Exhaust PM10	PM10 Total	Fugitive PM2.5	Exhaust PM2.5	PM2.5 Total	Bio- CO2	NBio- CO2	Total CO2	CH4	N2O	CO2e
Category	lb/day										lb/day					
Off-Road	1.6258	15.0514	9.9920	0.0373		0.5892	0.5892		0.5421	0.5421		3,613.6088	3,613.6088	1.1687		3,642.8266
Total	1.6258	15.0514	9.9920	0.0373		0.5892	0.5892		0.5421	0.5421		3,613.6088	3,613.6088	1.1687		3,642.8266

CalEEMod Version: CalEEMod.2016.3.2

Page 43 of 120

Date: 2/11/2021 2:04 PM

Estrella Substation and Paso Robles Area Reinforcement Project - San Luis Obispo County, Winter

3.5 Reconductoring Segment Pole Installation Transfer Distribution Pole Removal - 2023

Unmitigated Construction Off-Site

	ROG	NOx	CO	SO2	Fugitive PM10	Exhaust PM10	PM10 Total	Fugitive PM2.5	Exhaust PM2.5	PM2.5 Total	Bio- CO2	NBio- CO2	Total CO2	CH4	N2O	CO2e
Category	lb/day										lb/day					
Hauling	0.0000	0.0000	0.0000	0.0000	0.0000	0.0000	0.0000	0.0000	0.0000	0.0000		0.0000	0.0000	0.0000		0.0000
Vendor	0.0497	1.4382	0.4732	5.4800e-003	0.1564	3.3900e-003	0.1598	0.0450	3.2400e-003	0.0482		585.0967	585.0967	0.0248		585.7170
Worker	0.0904	0.0608	0.5781	1.5000e-003	0.1828	1.1900e-003	0.1840	0.0485	1.0900e-003	0.0496		149.7969	149.7969	4.2800e-003		149.9040
Total	0.1401	1.4990	1.0513	6.9800e-003	0.3393	4.5800e-003	0.3438	0.0935	4.3300e-003	0.0979		734.8936	734.8936	0.0291		735.6210

Mitigated Construction On-Site

	ROG	NOx	CO	SO2	Fugitive PM10	Exhaust PM10	PM10 Total	Fugitive PM2.5	Exhaust PM2.5	PM2.5 Total	Bio- CO2	NBio- CO2	Total CO2	CH4	N2O	CO2e
Category	lb/day										lb/day					
Off-Road	1.6258	15.0514	9.9920	0.0373		0.5892	0.5892		0.5421	0.5421	0.0000	3,613.6088	3,613.6088	1.1687		3,642.8266
Total	1.6258	15.0514	9.9920	0.0373		0.5892	0.5892		0.5421	0.5421	0.0000	3,613.6088	3,613.6088	1.1687		3,642.8266

CalEEMod Version: CalEEMod.2016.3.2

Page 44 of 120

Date: 2/11/2021 2:04 PM

Estrella Substation and Paso Robles Area Reinforcement Project - San Luis Obispo County, Winter

3.5 Reconductoring Segment Pole Installation Transfer Distribution Pole Removal - 2023

Mitigated Construction Off-Site

	ROG	NOx	CO	SO2	Fugitive PM10	Exhaust PM10	PM10 Total	Fugitive PM2.5	Exhaust PM2.5	PM2.5 Total	Bio- CO2	NBio- CO2	Total CO2	CH4	N2O	CO2e
Category	lb/day										lb/day					
Hauling	0.0000	0.0000	0.0000	0.0000	0.0000	0.0000	0.0000	0.0000	0.0000	0.0000		0.0000	0.0000	0.0000		0.0000
Vendor	0.0497	1.4382	0.4732	5.4800e-003	0.1564	3.3900e-003	0.1598	0.0450	3.2400e-003	0.0482		585.0967	585.0967	0.0248		585.7170
Worker	0.0904	0.0608	0.5781	1.5000e-003	0.1828	1.1900e-003	0.1840	0.0485	1.0900e-003	0.0496		149.7969	149.7969	4.2800e-003		149.9040
Total	0.1401	1.4990	1.0513	6.9800e-003	0.3393	4.5800e-003	0.3438	0.0935	4.3300e-003	0.0979		734.8936	734.8936	0.0291		735.6210

3.6 230-kV Substation Access Roads - 2022

Unmitigated Construction On-Site

	ROG	NOx	CO	SO2	Fugitive PM10	Exhaust PM10	PM10 Total	Fugitive PM2.5	Exhaust PM2.5	PM2.5 Total	Bio- CO2	NBio- CO2	Total CO2	CH4	N2O	CO2e
Category	lb/day										lb/day					
Fugitive Dust					0.0000	0.0000	0.0000	0.0000	0.0000	0.0000			0.0000			0.0000
Off-Road	1.3863	11.3787	11.1933	0.0327		0.4721	0.4721		0.4344	0.4344		3,160.4485	3,160.4485	1.0222		3,186.0023
Total	1.3863	11.3787	11.1933	0.0327	0.0000	0.4721	0.4721	0.0000	0.4344	0.4344		3,160.4485	3,160.4485	1.0222		3,186.0023

CalEEMod Version: CalEEMod.2016.3.2

Page 45 of 120

Date: 2/11/2021 2:04 PM

Estrella Substation and Paso Robles Area Reinforcement Project - San Luis Obispo County, Winter

3.6 230-kV Substation Access Roads - 2022**Unmitigated Construction Off-Site**

	ROG	NOx	CO	SO2	Fugitive PM10	Exhaust PM10	PM10 Total	Fugitive PM2.5	Exhaust PM2.5	PM2.5 Total	Bio- CO2	NBio- CO2	Total CO2	CH4	N2O	CO2e
Category	lb/day										lb/day					
Hauling	0.0000	0.0000	0.0000	0.0000	0.0000	0.0000	0.0000	0.0000	0.0000	0.0000		0.0000	0.0000	0.0000		0.0000
Vendor	0.0689	2.2514	0.7194	3.3200e-003	0.0588	4.2600e-003	0.0630	0.0170	4.0700e-003	0.0211		354.3178	354.3178	0.0319		355.1149
Worker	0.0743	0.0541	0.4822	1.3000e-003	0.1543	9.8000e-004	0.1553	0.0409	9.0000e-004	0.0418		129.7146	129.7146	3.8400e-003		129.8106
Total	0.1432	2.3054	1.2117	4.6200e-003	0.2131	5.2400e-003	0.2183	0.0579	4.9700e-003	0.0629		484.0324	484.0324	0.0357		484.9255

Mitigated Construction On-Site

	ROG	NOx	CO	SO2	Fugitive PM10	Exhaust PM10	PM10 Total	Fugitive PM2.5	Exhaust PM2.5	PM2.5 Total	Bio- CO2	NBio- CO2	Total CO2	CH4	N2O	CO2e
Category	lb/day										lb/day					
Fugitive Dust					0.0000	0.0000	0.0000	0.0000	0.0000	0.0000			0.0000			0.0000
Off-Road	1.3863	11.3787	11.1933	0.0327		0.4721	0.4721		0.4344	0.4344	0.0000	3,160.4485	3,160.4485	1.0222		3,186.0023
Total	1.3863	11.3787	11.1933	0.0327	0.0000	0.4721	0.4721	0.0000	0.4344	0.4344	0.0000	3,160.4485	3,160.4485	1.0222		3,186.0023

CalEEMod Version: CalEEMod.2016.3.2

Page 46 of 120

Date: 2/11/2021 2:04 PM

Estrella Substation and Paso Robles Area Reinforcement Project - San Luis Obispo County, Winter

3.6 230-kV Substation Access Roads - 2022**Mitigated Construction Off-Site**

	ROG	NOx	CO	SO2	Fugitive PM10	Exhaust PM10	PM10 Total	Fugitive PM2.5	Exhaust PM2.5	PM2.5 Total	Bio- CO2	NBio- CO2	Total CO2	CH4	N2O	CO2e
Category	lb/day										lb/day					
Hauling	0.0000	0.0000	0.0000	0.0000	0.0000	0.0000	0.0000	0.0000	0.0000	0.0000		0.0000	0.0000	0.0000		0.0000
Vendor	0.0689	2.2514	0.7194	3.3200e-003	0.0588	4.2600e-003	0.0630	0.0170	4.0700e-003	0.0211		354.3178	354.3178	0.0319		355.1149
Worker	0.0743	0.0541	0.4922	1.3000e-003	0.1543	9.8000e-004	0.1553	0.0409	9.0000e-004	0.0418		129.7146	129.7146	3.8400e-003		129.8106
Total	0.1432	2.3054	1.2117	4.6200e-003	0.2131	5.2400e-003	0.2183	0.0579	4.9700e-003	0.0629		484.0324	484.0324	0.0357		484.9255

3.7 230-kV Substation Site Prep Grading Entrance Road Culverts Mobilization - 2022**Unmitigated Construction On-Site**

	ROG	NOx	CO	SO2	Fugitive PM10	Exhaust PM10	PM10 Total	Fugitive PM2.5	Exhaust PM2.5	PM2.5 Total	Bio- CO2	NBio- CO2	Total CO2	CH4	N2O	CO2e
Category	lb/day										lb/day					
Fugitive Dust					7.2392	0.0000	7.2392	3.4427	0.0000	3.4427			0.0000			0.0000
Off-Road	6.6584	59.5744	42.1219	0.1410		2.3287	2.3287		2.1424	2.1424		13,644.8698	13,644.8698	4.4130		13,755.1955
Total	6.6584	59.5744	42.1219	0.1410	7.2392	2.3287	9.5680	3.4427	2.1424	5.5851		13,644.8698	13,644.8698	4.4130		13,755.1955

CalEEMod Version: CalEEMod.2016.3.2

Page 47 of 120

Date: 2/11/2021 2:04 PM

Estrella Substation and Paso Robles Area Reinforcement Project - San Luis Obispo County, Winter

3.7 230-kV Substation Site Prep Grading Entrance Road Culverts Mobilization - 2022

Unmitigated Construction Off-Site

	ROG	NOx	CO	SO2	Fugitive PM10	Exhaust PM10	PM10 Total	Fugitive PM2.5	Exhaust PM2.5	PM2.5 Total	Bio- CO2	NBio- CO2	Total CO2	CH4	N2O	CO2e
Category	lb/day										lb/day					
Hauling	0.1262	4.3441	1.0857	0.0124	0.2860	0.0176	0.3036	0.0784	0.0169	0.0952		1,344.4775	1,344.4775	0.0820		1,346.5275
Vendor	0.0570	1.9044	0.6168	2.3900e-003	0.0340	3.0700e-003	0.0371	9.8700e-003	2.9300e-003	0.0128		255.6080	255.6080	0.0269		256.2806
Worker	0.0764	0.0551	0.5054	1.3200e-003	0.1553	1.0000e-003	0.1563	0.0412	9.2000e-004	0.0421		130.9333	130.9333	3.9200e-003		131.0312
Total	0.2596	6.3035	2.2079	0.0161	0.4753	0.0217	0.4970	0.1294	0.0207	0.1501		1,731.0187	1,731.0187	0.1128		1,733.8393

Mitigated Construction On-Site

	ROG	NOx	CO	SO2	Fugitive PM10	Exhaust PM10	PM10 Total	Fugitive PM2.5	Exhaust PM2.5	PM2.5 Total	Bio- CO2	NBio- CO2	Total CO2	CH4	N2O	CO2e
Category	lb/day										lb/day					
Fugitive Dust					2.8233	0.0000	2.8233	1.3427	0.0000	1.3427			0.0000			0.0000
Off-Road	6.6584	59.5744	42.1219	0.1410		2.3287	2.3287		2.1424	2.1424	0.0000	13,644.8698	13,644.8698	4.4130		13,755.1955
Total	6.6584	59.5744	42.1219	0.1410	2.8233	2.3287	5.1520	1.3427	2.1424	3.4851	0.0000	13,644.8698	13,644.8698	4.4130		13,755.1955

CalEEMod Version: CalEEMod.2016.3.2

Page 48 of 120

Date: 2/11/2021 2:04 PM

Estrella Substation and Paso Robles Area Reinforcement Project - San Luis Obispo County, Winter

3.7 230-kV Substation Site Prep Grading Entrance Road Culverts Mobilization - 2022

Mitigated Construction Off-Site

	ROG	NOx	CO	SO2	Fugitive PM10	Exhaust PM10	PM10 Total	Fugitive PM2.5	Exhaust PM2.5	PM2.5 Total	Bio- CO2	NBio- CO2	Total CO2	CH4	N2O	CO2e
Category	lb/day										lb/day					
Hauling	0.1262	4.3441	1.0857	0.0124	0.2860	0.0176	0.3036	0.0784	0.0169	0.0952		1,344.4775	1,344.4775	0.0820		1,346.5275
Vendor	0.0570	1.9044	0.6168	2.3900e-003	0.0340	3.0700e-003	0.0371	9.8700e-003	2.9300e-003	0.0128		255.6080	255.6080	0.0269		256.2806
Worker	0.0764	0.0551	0.5054	1.3200e-003	0.1553	1.0000e-003	0.1563	0.0412	9.2000e-004	0.0421		130.9333	130.9333	3.9200e-003		131.0312
Total	0.2596	6.3035	2.2079	0.0161	0.4753	0.0217	0.4970	0.1294	0.0207	0.1501		1,731.0187	1,731.0187	0.1128		1,733.8393

3.8 230-kV Substation Fence and Gate Installation - 2022

Unmitigated Construction On-Site

	ROG	NOx	CO	SO2	Fugitive PM10	Exhaust PM10	PM10 Total	Fugitive PM2.5	Exhaust PM2.5	PM2.5 Total	Bio- CO2	NBio- CO2	Total CO2	CH4	N2O	CO2e
Category	lb/day										lb/day					
Off-Road	0.0348	0.4643	0.6936	1.0400e-003		0.0173	0.0173		0.0159	0.0159		100.1956	100.1956	0.0324		101.0058
Total	0.0348	0.4643	0.6936	1.0400e-003		0.0173	0.0173		0.0159	0.0159		100.1956	100.1956	0.0324		101.0058

CalEEMod Version: CalEEMod.2016.3.2

Page 49 of 120

Date: 2/11/2021 2:04 PM

Estrella Substation and Paso Robles Area Reinforcement Project - San Luis Obispo County, Winter

3.8 230-kV Substation Fence and Gate Installation - 2022**Unmitigated Construction Off-Site**

	ROG	NOx	CO	SO2	Fugitive PM10	Exhaust PM10	PM10 Total	Fugitive PM2.5	Exhaust PM2.5	PM2.5 Total	Bio- CO2	NBio- CO2	Total CO2	CH4	N2O	CO2e
Category	lb/day										lb/day					
Hauling	0.0000	0.0000	0.0000	0.0000	0.0000	0.0000	0.0000	0.0000	0.0000	0.0000		0.0000	0.0000	0.0000		0.0000
Vendor	0.0623	2.0365	0.6514	2.9700e-003	0.0520	3.8100e-003	0.0559	0.0150	3.6500e-003	0.0187		317.3571	317.3571	0.0288		318.0781
Worker	0.0436	0.0303	0.2863	6.9000e-004	0.0805	5.4000e-004	0.0810	0.0214	5.0000e-004	0.0219		68.7346	68.7346	2.1500e-003		68.7884
Total	0.1059	2.0668	0.9377	3.6600e-003	0.1325	4.3500e-003	0.1368	0.0364	4.1500e-003	0.0405		386.0918	386.0918	0.0310		386.8665

Mitigated Construction On-Site

	ROG	NOx	CO	SO2	Fugitive PM10	Exhaust PM10	PM10 Total	Fugitive PM2.5	Exhaust PM2.5	PM2.5 Total	Bio- CO2	NBio- CO2	Total CO2	CH4	N2O	CO2e
Category	lb/day										lb/day					
Off-Road	0.0348	0.4643	0.6936	1.0400e-003		0.0173	0.0173		0.0159	0.0159	0.0000	100.1956	100.1956	0.0324		101.0058
Total	0.0348	0.4643	0.6936	1.0400e-003		0.0173	0.0173		0.0159	0.0159	0.0000	100.1956	100.1956	0.0324		101.0058

CalEEMod Version: CalEEMod.2016.3.2

Page 50 of 120

Date: 2/11/2021 2:04 PM

Estrella Substation and Paso Robles Area Reinforcement Project - San Luis Obispo County, Winter

3.8 230-kV Substation Fence and Gate Installation - 2022**Mitigated Construction Off-Site**

	ROG	NOx	CO	SO2	Fugitive PM10	Exhaust PM10	PM10 Total	Fugitive PM2.5	Exhaust PM2.5	PM2.5 Total	Bio- CO2	NBio- CO2	Total CO2	CH4	N2O	CO2e
Category	lb/day										lb/day					
Hauling	0.0000	0.0000	0.0000	0.0000	0.0000	0.0000	0.0000	0.0000	0.0000	0.0000		0.0000	0.0000	0.0000		0.0000
Vendor	0.0623	2.0365	0.6514	2.9700e-003	0.0520	3.8100e-003	0.0559	0.0150	3.6500e-003	0.0187		317.3571	317.3571	0.0288		318.0781
Worker	0.0436	0.0303	0.2863	6.9000e-004	0.0805	5.4000e-004	0.0810	0.0214	5.0000e-004	0.0219		68.7346	68.7346	2.1500e-003		68.7884
Total	0.1059	2.0668	0.9377	3.6600e-003	0.1325	4.3500e-003	0.1368	0.0364	4.1500e-003	0.0405		386.0918	386.0918	0.0310		386.8665

3.9 Reconductoring Segment Conductor Installation - 2022**Unmitigated Construction On-Site**

	ROG	NOx	CO	SO2	Fugitive PM10	Exhaust PM10	PM10 Total	Fugitive PM2.5	Exhaust PM2.5	PM2.5 Total	Bio- CO2	NBio- CO2	Total CO2	CH4	N2O	CO2e
Category	lb/day										lb/day					
Off-Road	2.8207	21.9934	19.2902	0.0672		0.8771	0.8771		0.8069	0.8069		6,502.7190	6,502.7190	2.1031		6,555.2967
Total	2.8207	21.9934	19.2902	0.0672		0.8771	0.8771		0.8069	0.8069		6,502.7190	6,502.7190	2.1031		6,555.2967

CalEEMod Version: CalEEMod.2016.3.2

Page 51 of 120

Date: 2/11/2021 2:04 PM

Estrella Substation and Paso Robles Area Reinforcement Project - San Luis Obispo County, Winter

3.9 Reconductoring Segment Conductor Installation - 2022**Unmitigated Construction Off-Site**

	ROG	NOx	CO	SO2	Fugitive PM10	Exhaust PM10	PM10 Total	Fugitive PM2.5	Exhaust PM2.5	PM2.5 Total	Bio- CO2	NBio- CO2	Total CO2	CH4	N2O	CO2e
Category	lb/day										lb/day					
Hauling	0.0000	0.0000	0.0000	0.0000	0.0000	0.0000	0.0000	0.0000	0.0000	0.0000		0.0000	0.0000	0.0000		0.0000
Vendor	0.0506	1.4345	0.4149	4.3100e-003	0.1203	5.5300e-003	0.1259	0.0346	5.2900e-003	0.0399		458.8641	458.8641	0.0207		459.3805
Worker	0.0797	0.0572	0.5268	1.3600e-003	0.1598	1.0300e-003	0.1609	0.0424	9.5000e-004	0.0434		134.9800	134.9800	4.0600e-003		135.0816
Total	0.1303	1.4918	0.9417	5.6700e-003	0.2801	6.5600e-003	0.2867	0.0770	6.2400e-003	0.0833		593.8441	593.8441	0.0247		594.4621

Mitigated Construction On-Site

	ROG	NOx	CO	SO2	Fugitive PM10	Exhaust PM10	PM10 Total	Fugitive PM2.5	Exhaust PM2.5	PM2.5 Total	Bio- CO2	NBio- CO2	Total CO2	CH4	N2O	CO2e
Category	lb/day										lb/day					
Off-Road	2.8207	21.9934	19.2902	0.0672		0.8771	0.8771		0.8069	0.8069	0.0000	6,502.7189	6,502.7189	2.1031		6,555.2967
Total	2.8207	21.9934	19.2902	0.0672		0.8771	0.8771		0.8069	0.8069	0.0000	6,502.7189	6,502.7189	2.1031		6,555.2967

CalEEMod Version: CalEEMod.2016.3.2

Page 52 of 120

Date: 2/11/2021 2:04 PM

Estrella Substation and Paso Robles Area Reinforcement Project - San Luis Obispo County, Winter

3.9 Reconductoring Segment Conductor Installation - 2022**Mitigated Construction Off-Site**

	ROG	NOx	CO	SO2	Fugitive PM10	Exhaust PM10	PM10 Total	Fugitive PM2.5	Exhaust PM2.5	PM2.5 Total	Bio- CO2	NBio- CO2	Total CO2	CH4	N2O	CO2e
Category	lb/day										lb/day					
Hauling	0.0000	0.0000	0.0000	0.0000	0.0000	0.0000	0.0000	0.0000	0.0000	0.0000		0.0000	0.0000	0.0000		0.0000
Vendor	0.0506	1.4345	0.4149	4.3100e-003	0.1203	5.5300e-003	0.1259	0.0346	5.2900e-003	0.0399		458.8641	458.8641	0.0207		459.3805
Worker	0.0797	0.0572	0.5268	1.3600e-003	0.1598	1.0300e-003	0.1609	0.0424	9.5000e-004	0.0434		134.9800	134.9800	4.0600e-003		135.0816
Total	0.1303	1.4918	0.9417	5.6700e-003	0.2801	6.5600e-003	0.2867	0.0770	6.2400e-003	0.0833		593.8441	593.8441	0.0247		594.4621

3.9 Reconductoring Segment Conductor Installation - 2023**Unmitigated Construction On-Site**

	ROG	NOx	CO	SO2	Fugitive PM10	Exhaust PM10	PM10 Total	Fugitive PM2.5	Exhaust PM2.5	PM2.5 Total	Bio- CO2	NBio- CO2	Total CO2	CH4	N2O	CO2e
Category	lb/day										lb/day					
Off-Road	2.6753	19.6218	18.9364	0.0672		0.7684	0.7684		0.7069	0.7069		6,507.0092	6,507.0092	2.1045		6,559.6217
Total	2.6753	19.6218	18.9364	0.0672		0.7684	0.7684		0.7069	0.7069		6,507.0092	6,507.0092	2.1045		6,559.6217

CalEEMod Version: CalEEMod.2016.3.2

Page 53 of 120

Date: 2/11/2021 2:04 PM

Estrella Substation and Paso Robles Area Reinforcement Project - San Luis Obispo County, Winter

3.9 Reconductoring Segment Conductor Installation - 2023**Unmitigated Construction Off-Site**

	ROG	NOx	CO	SO2	Fugitive PM10	Exhaust PM10	PM10 Total	Fugitive PM2.5	Exhaust PM2.5	PM2.5 Total	Bio- CO2	NBio- CO2	Total CO2	CH4	N2O	CO2e
Category	lb/day										lb/day					
Hauling	0.0000	0.0000	0.0000	0.0000	0.0000	0.0000	0.0000	0.0000	0.0000	0.0000		0.0000	0.0000	0.0000		0.0000
Vendor	0.0382	1.1063	0.3640	4.2200e-003	0.1203	2.6000e-003	0.1229	0.0346	2.4900e-003	0.0371		450.0744	450.0744	0.0191		450.5515
Worker	0.0748	0.0514	0.4799	1.3000e-003	0.1598	1.0100e-003	0.1608	0.0424	9.3000e-004	0.0433		129.9261	129.9261	3.6200e-003		130.0166
Total	0.1130	1.1577	0.8439	5.5200e-003	0.2802	3.6100e-003	0.2838	0.0770	3.4200e-003	0.0804		580.0005	580.0005	0.0227		580.5681

Mitigated Construction On-Site

	ROG	NOx	CO	SO2	Fugitive PM10	Exhaust PM10	PM10 Total	Fugitive PM2.5	Exhaust PM2.5	PM2.5 Total	Bio- CO2	NBio- CO2	Total CO2	CH4	N2O	CO2e
Category	lb/day										lb/day					
Off-Road	2.6753	19.6218	18.9364	0.0672		0.7684	0.7684		0.7069	0.7069	0.0000	6,507.0092	6,507.0092	2.1045		6,559.6216
Total	2.6753	19.6218	18.9364	0.0672		0.7684	0.7684		0.7069	0.7069	0.0000	6,507.0092	6,507.0092	2.1045		6,559.6216

CalEEMod Version: CalEEMod.2016.3.2

Page 54 of 120

Date: 2/11/2021 2:04 PM

Estrella Substation and Paso Robles Area Reinforcement Project - San Luis Obispo County, Winter

3.9 Reconductoring Segment Conductor Installation - 2023**Mitigated Construction Off-Site**

	ROG	NOx	CO	SO2	Fugitive PM10	Exhaust PM10	PM10 Total	Fugitive PM2.5	Exhaust PM2.5	PM2.5 Total	Bio- CO2	NBio- CO2	Total CO2	CH4	N2O	CO2e
Category	lb/day										lb/day					
Hauling	0.0000	0.0000	0.0000	0.0000	0.0000	0.0000	0.0000	0.0000	0.0000	0.0000		0.0000	0.0000	0.0000		0.0000
Vendor	0.0382	1.1063	0.3640	4.2200e-003	0.1203	2.6000e-003	0.1229	0.0346	2.4900e-003	0.0371		450.0744	450.0744	0.0191		450.5515
Worker	0.0748	0.0514	0.4799	1.3000e-003	0.1598	1.0100e-003	0.1608	0.0424	9.3000e-004	0.0433		129.9261	129.9261	3.6200e-003		130.0166
Total	0.1130	1.1577	0.8439	5.5200e-003	0.2802	3.6100e-003	0.2838	0.0770	3.4200e-003	0.0804		580.0005	580.0005	0.0227		580.5681

3.10 230-kV Substation Foundation Construction - 2022**Unmitigated Construction On-Site**

	ROG	NOx	CO	SO2	Fugitive PM10	Exhaust PM10	PM10 Total	Fugitive PM2.5	Exhaust PM2.5	PM2.5 Total	Bio- CO2	NBio- CO2	Total CO2	CH4	N2O	CO2e
Category	lb/day										lb/day					
Off-Road	0.5602	5.9289	4.6226	0.0150		0.2377	0.2377		0.2187	0.2187		1,451.1041	1,451.1041	0.4693		1,462.8371
Total	0.5602	5.9289	4.6226	0.0150		0.2377	0.2377		0.2187	0.2187		1,451.1041	1,451.1041	0.4693		1,462.8371

CalEEMod Version: CalEEMod.2016.3.2

Page 55 of 120

Date: 2/11/2021 2:04 PM

Estrella Substation and Paso Robles Area Reinforcement Project - San Luis Obispo County, Winter

3.10 230-kV Substation Foundation Construction - 2022**Unmitigated Construction Off-Site**

	ROG	NOx	CO	SO2	Fugitive PM10	Exhaust PM10	PM10 Total	Fugitive PM2.5	Exhaust PM2.5	PM2.5 Total	Bio- CO2	NBio- CO2	Total CO2	CH4	N2O	CO2e
Category	lb/day										lb/day					
Hauling	0.0000	0.0000	0.0000	0.0000	0.0000	0.0000	0.0000	0.0000	0.0000	0.0000		0.0000	0.0000	0.0000		0.0000
Vendor	0.0643	2.1044	0.6731	3.0700e-003	0.0538	3.9400e-003	0.0577	0.0155	3.7700e-003	0.0193		327.9357	327.9357	0.0298		328.6807
Worker	0.0677	0.0492	0.4485	1.1800e-003	0.1403	8.9000e-004	0.1412	0.0372	8.2000e-004	0.0380		117.9583	117.9583	3.5000e-003		118.0457
Total	0.1320	2.1536	1.1216	4.2500e-003	0.1941	4.8300e-003	0.1989	0.0528	4.5900e-003	0.0574		445.8940	445.8940	0.0333		446.7263

Mitigated Construction On-Site

	ROG	NOx	CO	SO2	Fugitive PM10	Exhaust PM10	PM10 Total	Fugitive PM2.5	Exhaust PM2.5	PM2.5 Total	Bio- CO2	NBio- CO2	Total CO2	CH4	N2O	CO2e
Category	lb/day										lb/day					
Off-Road	0.5602	5.9289	4.6226	0.0150		0.2377	0.2377		0.2187	0.2187	0.0000	1,451.1041	1,451.1041	0.4693		1,462.8371
Total	0.5602	5.9289	4.6226	0.0150		0.2377	0.2377		0.2187	0.2187	0.0000	1,451.1041	1,451.1041	0.4693		1,462.8371

CalEEMod Version: CalEEMod.2016.3.2

Page 56 of 120

Date: 2/11/2021 2:04 PM

Estrella Substation and Paso Robles Area Reinforcement Project - San Luis Obispo County, Winter

3.10 230-kV Substation Foundation Construction - 2022**Mitigated Construction Off-Site**

	ROG	NOx	CO	SO2	Fugitive PM10	Exhaust PM10	PM10 Total	Fugitive PM2.5	Exhaust PM2.5	PM2.5 Total	Bio- CO2	NBio- CO2	Total CO2	CH4	N2O	CO2e
Category	lb/day										lb/day					
Hauling	0.0000	0.0000	0.0000	0.0000	0.0000	0.0000	0.0000	0.0000	0.0000	0.0000		0.0000	0.0000	0.0000		0.0000
Vendor	0.0643	2.1044	0.6731	3.0700e-003	0.0538	3.9400e-003	0.0577	0.0155	3.7700e-003	0.0193		327.9357	327.9357	0.0298		328.6807
Worker	0.0677	0.0492	0.4485	1.1800e-003	0.1403	8.9000e-004	0.1412	0.0372	8.2000e-004	0.0380		117.9583	117.9583	3.5000e-003		118.0457
Total	0.1320	2.1536	1.1216	4.2500e-003	0.1941	4.8300e-003	0.1989	0.0528	4.5900e-003	0.0574		445.8940	445.8940	0.0333		446.7263

3.11 70-kV Substation Mobilization - 2022**Unmitigated Construction On-Site**

	ROG	NOx	CO	SO2	Fugitive PM10	Exhaust PM10	PM10 Total	Fugitive PM2.5	Exhaust PM2.5	PM2.5 Total	Bio- CO2	NBio- CO2	Total CO2	CH4	N2O	CO2e
Category	lb/day										lb/day					
Fugitive Dust					0.2651	0.0000	0.2651	0.0286	0.0000	0.0286			0.0000			0.0000
Off-Road	0.2899	3.4666	1.9799	4.8700e-003		0.1287	0.1287		0.1184	0.1184		471.2589	471.2589	0.1524		475.0693
Total	0.2899	3.4666	1.9799	4.8700e-003	0.2651	0.1287	0.3938	0.0286	0.1184	0.1470		471.2589	471.2589	0.1524		475.0693

CalEEMod Version: CalEEMod.2016.3.2

Page 57 of 120

Date: 2/11/2021 2:04 PM

Estrella Substation and Paso Robles Area Reinforcement Project - San Luis Obispo County, Winter

3.11 70-kV Substation Mobilization - 2022**Unmitigated Construction Off-Site**

	ROG	NOx	CO	SO2	Fugitive PM10	Exhaust PM10	PM10 Total	Fugitive PM2.5	Exhaust PM2.5	PM2.5 Total	Bio- CO2	NBio- CO2	Total CO2	CH4	N2O	CO2e
Category	lb/day										lb/day					
Hauling	0.0000	0.0000	0.0000	0.0000	0.0000	0.0000	0.0000	0.0000	0.0000	0.0000		0.0000	0.0000	0.0000		0.0000
Vendor	0.0304	0.8607	0.2489	2.5800e-003	0.0722	3.3200e-003	0.0755	0.0208	3.1800e-003	0.0239		275.3185	275.3185	0.0124		275.6283
Worker	0.0463	0.0333	0.3062	7.9000e-004	0.0935	6.0000e-004	0.0941	0.0248	5.6000e-004	0.0254		78.9021	78.9021	2.3700e-003		78.9612
Total	0.0767	0.8941	0.5551	3.3700e-003	0.1657	3.9200e-003	0.1696	0.0456	3.7400e-003	0.0493		354.2205	354.2205	0.0148		354.5896

Mitigated Construction On-Site

	ROG	NOx	CO	SO2	Fugitive PM10	Exhaust PM10	PM10 Total	Fugitive PM2.5	Exhaust PM2.5	PM2.5 Total	Bio- CO2	NBio- CO2	Total CO2	CH4	N2O	CO2e
Category	lb/day										lb/day					
Fugitive Dust					0.1034	0.0000	0.1034	0.0112	0.0000	0.0112			0.0000			0.0000
Off-Road	0.2899	3.4666	1.9799	4.8700e-003		0.1287	0.1287		0.1184	0.1184	0.0000	471.2589	471.2589	0.1524		475.0693
Total	0.2899	3.4666	1.9799	4.8700e-003	0.1034	0.1287	0.2321	0.0112	0.1184	0.1295	0.0000	471.2589	471.2589	0.1524		475.0693

CalEEMod Version: CalEEMod.2016.3.2

Page 58 of 120

Date: 2/11/2021 2:04 PM

Estrella Substation and Paso Robles Area Reinforcement Project - San Luis Obispo County, Winter

3.11 70-kV Substation Mobilization - 2022**Mitigated Construction Off-Site**

	ROG	NOx	CO	SO2	Fugitive PM10	Exhaust PM10	PM10 Total	Fugitive PM2.5	Exhaust PM2.5	PM2.5 Total	Bio- CO2	NBio- CO2	Total CO2	CH4	N2O	CO2e
Category	lb/day										lb/day					
Hauling	0.0000	0.0000	0.0000	0.0000	0.0000	0.0000	0.0000	0.0000	0.0000	0.0000		0.0000	0.0000	0.0000		0.0000
Vendor	0.0304	0.8607	0.2489	2.5800e-003	0.0722	3.3200e-003	0.0755	0.0208	3.1800e-003	0.0239		275.3185	275.3185	0.0124		275.6283
Worker	0.0463	0.0333	0.3062	7.9000e-004	0.0935	6.0000e-004	0.0941	0.0248	5.6000e-004	0.0254		78.9021	78.9021	2.3700e-003		78.9612
Total	0.0767	0.8941	0.5551	3.3700e-003	0.1657	3.9200e-003	0.1696	0.0456	3.7400e-003	0.0493		354.2205	354.2205	0.0148		354.5896

3.12 70-kV Substation Foundation Construction - 2022**Unmitigated Construction On-Site**

	ROG	NOx	CO	SO2	Fugitive PM10	Exhaust PM10	PM10 Total	Fugitive PM2.5	Exhaust PM2.5	PM2.5 Total	Bio- CO2	NBio- CO2	Total CO2	CH4	N2O	CO2e
Category	lb/day										lb/day					
Off-Road	0.7527	7.3217	6.8781	0.0159		0.4023	0.4023		0.3702	0.3702		1,541.7492	1,541.7492	0.4986		1,554.2150
Total	0.7527	7.3217	6.8781	0.0159		0.4023	0.4023		0.3702	0.3702		1,541.7492	1,541.7492	0.4986		1,554.2150

CalEEMod Version: CalEEMod.2016.3.2

Page 59 of 120

Date: 2/11/2021 2:04 PM

Estrella Substation and Paso Robles Area Reinforcement Project - San Luis Obispo County, Winter

3.12 70-kV Substation Foundation Construction - 2022**Unmitigated Construction Off-Site**

	ROG	NOx	CO	SO2	Fugitive PM10	Exhaust PM10	PM10 Total	Fugitive PM2.5	Exhaust PM2.5	PM2.5 Total	Bio- CO2	NBio- CO2	Total CO2	CH4	N2O	CO2e
Category	lb/day										lb/day					
Hauling	0.0000	0.0000	0.0000	0.0000	0.0000	0.0000	0.0000	0.0000	0.0000	0.0000		0.0000	0.0000	0.0000		0.0000
Vendor	0.0658	1.8649	0.5394	5.6000e-003	0.1564	7.1900e-003	0.1636	0.0450	6.8800e-003	0.0519		596.5233	596.5233	0.0269		597.1947
Worker	0.0681	0.0496	0.4512	1.1900e-003	0.1415	9.0000e-004	0.1424	0.0375	8.3000e-004	0.0384		118.9051	118.9051	3.5200e-003		118.9931
Total	0.1339	1.9145	0.9906	6.7900e-003	0.2979	8.0900e-003	0.3060	0.0825	7.7100e-003	0.0902		715.4284	715.4284	0.0304		716.1877

Mitigated Construction On-Site

	ROG	NOx	CO	SO2	Fugitive PM10	Exhaust PM10	PM10 Total	Fugitive PM2.5	Exhaust PM2.5	PM2.5 Total	Bio- CO2	NBio- CO2	Total CO2	CH4	N2O	CO2e
Category	lb/day										lb/day					
Off-Road	0.7527	7.3217	6.8781	0.0159		0.4023	0.4023		0.3702	0.3702	0.0000	1,541.7492	1,541.7492	0.4986		1,554.2150
Total	0.7527	7.3217	6.8781	0.0159		0.4023	0.4023		0.3702	0.3702	0.0000	1,541.7492	1,541.7492	0.4986		1,554.2150

CalEEMod Version: CalEEMod.2016.3.2

Page 60 of 120

Date: 2/11/2021 2:04 PM

Estrella Substation and Paso Robles Area Reinforcement Project - San Luis Obispo County, Winter

3.12 70-kV Substation Foundation Construction - 2022**Mitigated Construction Off-Site**

	ROG	NOx	CO	SO2	Fugitive PM10	Exhaust PM10	PM10 Total	Fugitive PM2.5	Exhaust PM2.5	PM2.5 Total	Bio- CO2	NBio- CO2	Total CO2	CH4	N2O	CO2e
Category	lb/day										lb/day					
Hauling	0.0000	0.0000	0.0000	0.0000	0.0000	0.0000	0.0000	0.0000	0.0000	0.0000		0.0000	0.0000	0.0000		0.0000
Vendor	0.0658	1.8649	0.5394	5.6000e-003	0.1564	7.1900e-003	0.1636	0.0450	6.8800e-003	0.0519		596.5233	596.5233	0.0269		597.1947
Worker	0.0681	0.0496	0.4512	1.1900e-003	0.1415	9.0000e-004	0.1424	0.0375	8.3000e-004	0.0384		118.9051	118.9051	3.5200e-003		118.9931
Total	0.1339	1.9145	0.9906	6.7900e-003	0.2979	8.0900e-003	0.3060	0.0825	7.7100e-003	0.0902		715.4284	715.4284	0.0304		716.1877

3.13 70-kV Substation Ground Grid Conduit Installation - 2022**Unmitigated Construction On-Site**

	ROG	NOx	CO	SO2	Fugitive PM10	Exhaust PM10	PM10 Total	Fugitive PM2.5	Exhaust PM2.5	PM2.5 Total	Bio- CO2	NBio- CO2	Total CO2	CH4	N2O	CO2e
Category	lb/day										lb/day					
Off-Road	0.3964	3.7915	3.6277	4.8600e-003		0.2472	0.2472		0.2274	0.2274		471.1413	471.1413	0.1524		474.9507
Total	0.3964	3.7915	3.6277	4.8600e-003		0.2472	0.2472		0.2274	0.2274		471.1413	471.1413	0.1524		474.9507

CalEEMod Version: CalEEMod.2016.3.2

Page 61 of 120

Date: 2/11/2021 2:04 PM

Estrella Substation and Paso Robles Area Reinforcement Project - San Luis Obispo County, Winter

3.13 70-kV Substation Ground Grid Conduit Installation - 2022**Unmitigated Construction Off-Site**

	ROG	NOx	CO	SO2	Fugitive PM10	Exhaust PM10	PM10 Total	Fugitive PM2.5	Exhaust PM2.5	PM2.5 Total	Bio- CO2	NBio- CO2	Total CO2	CH4	N2O	CO2e
Category	lb/day										lb/day					
Hauling	0.0000	0.0000	0.0000	0.0000	0.0000	0.0000	0.0000	0.0000	0.0000	0.0000		0.0000	0.0000	0.0000		0.0000
Vendor	0.0456	1.2911	0.3734	3.8700e-003	0.1083	4.9800e-003	0.1133	0.0312	4.7800e-003	0.0359		412.9777	412.9777	0.0186		413.4425
Worker	0.0371	0.0270	0.2461	6.5000e-004	0.0772	4.9000e-004	0.0776	0.0205	4.5000e-004	0.0209		64.8573	64.8573	1.9200e-003		64.9053
Total	0.0827	1.3181	0.6195	4.5200e-003	0.1854	5.4700e-003	0.1909	0.0516	5.2100e-003	0.0568		477.8350	477.8350	0.0205		478.3478

Mitigated Construction On-Site

	ROG	NOx	CO	SO2	Fugitive PM10	Exhaust PM10	PM10 Total	Fugitive PM2.5	Exhaust PM2.5	PM2.5 Total	Bio- CO2	NBio- CO2	Total CO2	CH4	N2O	CO2e
Category	lb/day										lb/day					
Off-Road	0.3964	3.7915	3.6277	4.8600e-003		0.2472	0.2472		0.2274	0.2274	0.0000	471.1413	471.1413	0.1524		474.9507
Total	0.3964	3.7915	3.6277	4.8600e-003		0.2472	0.2472		0.2274	0.2274	0.0000	471.1413	471.1413	0.1524		474.9507

CalEEMod Version: CalEEMod.2016.3.2

Page 62 of 120

Date: 2/11/2021 2:04 PM

Estrella Substation and Paso Robles Area Reinforcement Project - San Luis Obispo County, Winter

3.13 70-kV Substation Ground Grid Conduit Installation - 2022**Mitigated Construction Off-Site**

	ROG	NOx	CO	SO2	Fugitive PM10	Exhaust PM10	PM10 Total	Fugitive PM2.5	Exhaust PM2.5	PM2.5 Total	Bio- CO2	NBio- CO2	Total CO2	CH4	N2O	CO2e
Category	lb/day										lb/day					
Hauling	0.0000	0.0000	0.0000	0.0000	0.0000	0.0000	0.0000	0.0000	0.0000	0.0000		0.0000	0.0000	0.0000		0.0000
Vendor	0.0456	1.2911	0.3734	3.8700e-003	0.1083	4.9800e-003	0.1133	0.0312	4.7800e-003	0.0359		412.9777	412.9777	0.0186		413.4425
Worker	0.0371	0.0270	0.2461	6.5000e-004	0.0772	4.9000e-004	0.0776	0.0205	4.5000e-004	0.0209		64.8573	64.8573	1.9200e-003		64.9053
Total	0.0827	1.3181	0.6195	4.5200e-003	0.1854	5.4700e-003	0.1909	0.0516	5.2100e-003	0.0568		477.8350	477.8350	0.0205		478.3478

3.14 230-kV Substation Ground Grid Conduit Installation - 2022**Unmitigated Construction On-Site**

	ROG	NOx	CO	SO2	Fugitive PM10	Exhaust PM10	PM10 Total	Fugitive PM2.5	Exhaust PM2.5	PM2.5 Total	Bio- CO2	NBio- CO2	Total CO2	CH4	N2O	CO2e
Category	lb/day										lb/day					
Off-Road	0.3639	3.3797	2.5990	3.3700e-003		0.2395	0.2395		0.2203	0.2203		326.9494	326.9494	0.1057		329.5930
Total	0.3639	3.3797	2.5990	3.3700e-003		0.2395	0.2395		0.2203	0.2203		326.9494	326.9494	0.1057		329.5930

CalEEMod Version: CalEEMod.2016.3.2

Page 63 of 120

Date: 2/11/2021 2:04 PM

Estrella Substation and Paso Robles Area Reinforcement Project - San Luis Obispo County, Winter

3.14 230-kV Substation Ground Grid Conduit Installation - 2022**Unmitigated Construction Off-Site**

	ROG	NOx	CO	SO2	Fugitive PM10	Exhaust PM10	PM10 Total	Fugitive PM2.5	Exhaust PM2.5	PM2.5 Total	Bio- CO2	NBio- CO2	Total CO2	CH4	N2O	CO2e
Category	lb/day										lb/day					
Hauling	0.0000	0.0000	0.0000	0.0000	0.0000	0.0000	0.0000	0.0000	0.0000	0.0000		0.0000	0.0000	0.0000		0.0000
Vendor	0.0529	1.7839	0.5813	2.0600e-003	0.0251	2.6400e-003	0.0278	7.3000e-003	2.5300e-003	9.8300e-003		220.4565	220.4565	0.0252		221.0858
Worker	0.0393	0.0289	0.2611	7.0000e-004	0.0835	5.2000e-004	0.0841	0.0222	4.8000e-004	0.0226		70.0216	70.0216	2.0500e-003		70.0729
Total	0.0922	1.8128	0.8424	2.7600e-003	0.1087	3.1600e-003	0.1118	0.0295	3.0100e-003	0.0325		290.4781	290.4781	0.0272		291.1588

Mitigated Construction On-Site

	ROG	NOx	CO	SO2	Fugitive PM10	Exhaust PM10	PM10 Total	Fugitive PM2.5	Exhaust PM2.5	PM2.5 Total	Bio- CO2	NBio- CO2	Total CO2	CH4	N2O	CO2e
Category	lb/day										lb/day					
Off-Road	0.3639	3.3797	2.5990	3.3700e-003		0.2395	0.2395		0.2203	0.2203	0.0000	326.9494	326.9494	0.1057		329.5930
Total	0.3639	3.3797	2.5990	3.3700e-003		0.2395	0.2395		0.2203	0.2203	0.0000	326.9494	326.9494	0.1057		329.5930

CalEEMod Version: CalEEMod.2016.3.2

Page 64 of 120

Date: 2/11/2021 2:04 PM

Estrella Substation and Paso Robles Area Reinforcement Project - San Luis Obispo County, Winter

3.14 230-kV Substation Ground Grid Conduit Installation - 2022**Mitigated Construction Off-Site**

	ROG	NOx	CO	SO2	Fugitive PM10	Exhaust PM10	PM10 Total	Fugitive PM2.5	Exhaust PM2.5	PM2.5 Total	Bio- CO2	NBio- CO2	Total CO2	CH4	N2O	CO2e
Category	lb/day										lb/day					
Hauling	0.0000	0.0000	0.0000	0.0000	0.0000	0.0000	0.0000	0.0000	0.0000	0.0000		0.0000	0.0000	0.0000		0.0000
Vendor	0.0529	1.7839	0.5813	2.0600e-003	0.0251	2.6400e-003	0.0278	7.3000e-003	2.5300e-003	9.8300e-003		220.4565	220.4565	0.0252		221.0858
Worker	0.0393	0.0289	0.2611	7.0000e-004	0.0835	5.2000e-004	0.0841	0.0222	4.8000e-004	0.0226		70.0216	70.0216	2.0500e-003		70.0729
Total	0.0922	1.8128	0.8424	2.7600e-003	0.1087	3.1600e-003	0.1118	0.0295	3.0100e-003	0.0325		290.4781	290.4781	0.0272		291.1588

3.15 230-kV Substation Steel Bus Erection - 2022**Unmitigated Construction On-Site**

	ROG	NOx	CO	SO2	Fugitive PM10	Exhaust PM10	PM10 Total	Fugitive PM2.5	Exhaust PM2.5	PM2.5 Total	Bio- CO2	NBio- CO2	Total CO2	CH4	N2O	CO2e
Category	lb/day										lb/day					
Off-Road	0.5550	4.4273	4.1662	0.0145		0.1536	0.1536		0.1413	0.1413		1,399.0142	1,399.0142	0.4525		1,410.3260
Total	0.5550	4.4273	4.1662	0.0145		0.1536	0.1536		0.1413	0.1413		1,399.0142	1,399.0142	0.4525		1,410.3260

CalEEMod Version: CalEEMod.2016.3.2

Page 65 of 120

Date: 2/11/2021 2:04 PM

Estrella Substation and Paso Robles Area Reinforcement Project - San Luis Obispo County, Winter

3.15 230-kV Substation Steel Bus Erection - 2022**Unmitigated Construction Off-Site**

	ROG	NOx	CO	SO2	Fugitive PM10	Exhaust PM10	PM10 Total	Fugitive PM2.5	Exhaust PM2.5	PM2.5 Total	Bio- CO2	NBio- CO2	Total CO2	CH4	N2O	CO2e
Category	lb/day										lb/day					
Hauling	0.0000	0.0000	0.0000	0.0000	0.0000	0.0000	0.0000	0.0000	0.0000	0.0000		0.0000	0.0000	0.0000		0.0000
Vendor	0.0570	1.9044	0.6168	2.3900e-003	0.0340	3.0700e-003	0.0371	9.8700e-003	2.9300e-003	0.0128		255.6080	255.6080	0.0269		256.2806
Worker	0.0406	0.0300	0.2699	7.3000e-004	0.0873	5.4000e-004	0.0878	0.0232	5.0000e-004	0.0237		73.0464	73.0464	2.1300e-003		73.0997
Total	0.0976	1.9343	0.8867	3.1200e-003	0.1213	3.6100e-003	0.1249	0.0330	3.4300e-003	0.0365		328.6544	328.6544	0.0290		329.3803

Mitigated Construction On-Site

	ROG	NOx	CO	SO2	Fugitive PM10	Exhaust PM10	PM10 Total	Fugitive PM2.5	Exhaust PM2.5	PM2.5 Total	Bio- CO2	NBio- CO2	Total CO2	CH4	N2O	CO2e
Category	lb/day										lb/day					
Off-Road	0.5550	4.4273	4.1662	0.0145		0.1536	0.1536		0.1413	0.1413	0.0000	1,399.0142	1,399.0142	0.4525		1,410.3260
Total	0.5550	4.4273	4.1662	0.0145		0.1536	0.1536		0.1413	0.1413	0.0000	1,399.0142	1,399.0142	0.4525		1,410.3260

CalEEMod Version: CalEEMod.2016.3.2

Page 66 of 120

Date: 2/11/2021 2:04 PM

Estrella Substation and Paso Robles Area Reinforcement Project - San Luis Obispo County, Winter

3.15 230-kV Substation Steel Bus Erection - 2022**Mitigated Construction Off-Site**

	ROG	NOx	CO	SO2	Fugitive PM10	Exhaust PM10	PM10 Total	Fugitive PM2.5	Exhaust PM2.5	PM2.5 Total	Bio- CO2	NBio- CO2	Total CO2	CH4	N2O	CO2e
Category	lb/day										lb/day					
Hauling	0.0000	0.0000	0.0000	0.0000	0.0000	0.0000	0.0000	0.0000	0.0000	0.0000		0.0000	0.0000	0.0000		0.0000
Vendor	0.0570	1.9044	0.6168	2.3900e-003	0.0340	3.0700e-003	0.0371	9.8700e-003	2.9300e-003	0.0128		255.6080	255.6080	0.0269		256.2806
Worker	0.0406	0.0300	0.2699	7.3000e-004	0.0873	5.4000e-004	0.0878	0.0232	5.0000e-004	0.0237		73.0464	73.0464	2.1300e-003		73.0997
Total	0.0976	1.9343	0.8867	3.1200e-003	0.1213	3.6100e-003	0.1249	0.0330	3.4300e-003	0.0365		328.6544	328.6544	0.0290		329.3803

3.15 230-kV Substation Steel Bus Erection - 2023**Unmitigated Construction On-Site**

	ROG	NOx	CO	SO2	Fugitive PM10	Exhaust PM10	PM10 Total	Fugitive PM2.5	Exhaust PM2.5	PM2.5 Total	Bio- CO2	NBio- CO2	Total CO2	CH4	N2O	CO2e
Category	lb/day										lb/day					
Off-Road	0.5294	3.9615	4.0945	0.0145		0.1358	0.1358		0.1250	0.1250		1,399.9174	1,399.9174	0.4528		1,411.2365
Total	0.5294	3.9615	4.0945	0.0145		0.1358	0.1358		0.1250	0.1250		1,399.9174	1,399.9174	0.4528		1,411.2365

CalEEMod Version: CalEEMod.2016.3.2

Page 67 of 120

Date: 2/11/2021 2:04 PM

Estrella Substation and Paso Robles Area Reinforcement Project - San Luis Obispo County, Winter

3.15 230-kV Substation Steel Bus Erection - 2023**Unmitigated Construction Off-Site**

	ROG	NOx	CO	SO2	Fugitive PM10	Exhaust PM10	PM10 Total	Fugitive PM2.5	Exhaust PM2.5	PM2.5 Total	Bio- CO2	NBio- CO2	Total CO2	CH4	N2O	CO2e
Category	lb/day										lb/day					
Hauling	0.0000	0.0000	0.0000	0.0000	0.0000	0.0000	0.0000	0.0000	0.0000	0.0000		0.0000	0.0000	0.0000		0.0000
Vendor	0.0443	1.6831	0.5351	2.3600e-003	0.0340	1.3300e-003	0.0354	9.8700e-003	1.2700e-003	0.0111		252.8652	252.8652	0.0228		253.4344
Worker	0.0381	0.0269	0.2461	7.1000e-004	0.0873	5.3000e-004	0.0878	0.0232	4.9000e-004	0.0236		70.3092	70.3092	1.9000e-003		70.3567
Total	0.0824	1.7100	0.7812	3.0700e-003	0.1213	1.8600e-003	0.1232	0.0330	1.7600e-003	0.0348		323.1744	323.1744	0.0247		323.7910

Mitigated Construction On-Site

	ROG	NOx	CO	SO2	Fugitive PM10	Exhaust PM10	PM10 Total	Fugitive PM2.5	Exhaust PM2.5	PM2.5 Total	Bio- CO2	NBio- CO2	Total CO2	CH4	N2O	CO2e
Category	lb/day										lb/day					
Off-Road	0.5294	3.9615	4.0945	0.0145		0.1358	0.1358		0.1250	0.1250	0.0000	1,399.9174	1,399.9174	0.4528		1,411.2365
Total	0.5294	3.9615	4.0945	0.0145		0.1358	0.1358		0.1250	0.1250	0.0000	1,399.9174	1,399.9174	0.4528		1,411.2365

CalEEMod Version: CalEEMod.2016.3.2

Page 68 of 120

Date: 2/11/2021 2:04 PM

Estrella Substation and Paso Robles Area Reinforcement Project - San Luis Obispo County, Winter

3.15 230-kV Substation Steel Bus Erection - 2023**Mitigated Construction Off-Site**

	ROG	NOx	CO	SO2	Fugitive PM10	Exhaust PM10	PM10 Total	Fugitive PM2.5	Exhaust PM2.5	PM2.5 Total	Bio- CO2	NBio- CO2	Total CO2	CH4	N2O	CO2e
Category	lb/day										lb/day					
Hauling	0.0000	0.0000	0.0000	0.0000	0.0000	0.0000	0.0000	0.0000	0.0000	0.0000		0.0000	0.0000	0.0000		0.0000
Vendor	0.0443	1.6831	0.5351	2.3600e-003	0.0340	1.3300e-003	0.0354	9.8700e-003	1.2700e-003	0.0111		252.8652	252.8652	0.0228		253.4344
Worker	0.0381	0.0269	0.2461	7.1000e-004	0.0873	5.3000e-004	0.0878	0.0232	4.9000e-004	0.0236		70.3092	70.3092	1.9000e-003		70.3567
Total	0.0824	1.7100	0.7812	3.0700e-003	0.1213	1.8600e-003	0.1232	0.0330	1.7600e-003	0.0348		323.1744	323.1744	0.0247		323.7910

3.16 230-kV Substation Install Yard Rock - 2022**Unmitigated Construction On-Site**

	ROG	NOx	CO	SO2	Fugitive PM10	Exhaust PM10	PM10 Total	Fugitive PM2.5	Exhaust PM2.5	PM2.5 Total	Bio- CO2	NBio- CO2	Total CO2	CH4	N2O	CO2e
Category	lb/day										lb/day					
Off-Road	0.7475	6.1779	5.9324	0.0191		0.2256	0.2256		0.2075	0.2075		1,849.2207	1,849.2207	0.5981		1,864.1726
Total	0.7475	6.1779	5.9324	0.0191		0.2256	0.2256		0.2075	0.2075		1,849.2207	1,849.2207	0.5981		1,864.1726

CalEEMod Version: CalEEMod.2016.3.2

Page 69 of 120

Date: 2/11/2021 2:04 PM

Estrella Substation and Paso Robles Area Reinforcement Project - San Luis Obispo County, Winter

3.16 230-kV Substation Install Yard Rock - 2022**Unmitigated Construction Off-Site**

	ROG	NOx	CO	SO2	Fugitive PM10	Exhaust PM10	PM10 Total	Fugitive PM2.5	Exhaust PM2.5	PM2.5 Total	Bio- CO2	NBio- CO2	Total CO2	CH4	N2O	CO2e
Category	lb/day										lb/day					
Hauling	0.0000	0.0000	0.0000	0.0000	0.0000	0.0000	0.0000	0.0000	0.0000	0.0000		0.0000	0.0000	0.0000		0.0000
Vendor	0.1758	5.1379	1.5222	0.0136	0.3619	0.0175	0.3794	0.1042	0.0167	0.1209		1,449.2970	1,449.2970	0.0737		1,451.1396
Worker	0.0581	0.0426	0.3859	1.0300e-003	0.1228	7.7000e-004	0.1236	0.0326	7.1000e-004	0.0333		103.0405	103.0405	3.0300e-003		103.1162
Total	0.2339	5.1805	1.9081	0.0146	0.4847	0.0182	0.5030	0.1367	0.0174	0.1542		1,552.3375	1,552.3375	0.0767		1,554.2557

Mitigated Construction On-Site

	ROG	NOx	CO	SO2	Fugitive PM10	Exhaust PM10	PM10 Total	Fugitive PM2.5	Exhaust PM2.5	PM2.5 Total	Bio- CO2	NBio- CO2	Total CO2	CH4	N2O	CO2e
Category	lb/day										lb/day					
Off-Road	0.7475	6.1779	5.9324	0.0191		0.2256	0.2256		0.2075	0.2075	0.0000	1,849.2207	1,849.2207	0.5981		1,864.1726
Total	0.7475	6.1779	5.9324	0.0191		0.2256	0.2256		0.2075	0.2075	0.0000	1,849.2207	1,849.2207	0.5981		1,864.1726

CalEEMod Version: CalEEMod.2016.3.2

Page 70 of 120

Date: 2/11/2021 2:04 PM

Estrella Substation and Paso Robles Area Reinforcement Project - San Luis Obispo County, Winter

3.16 230-kV Substation Install Yard Rock - 2022**Mitigated Construction Off-Site**

	ROG	NOx	CO	SO2	Fugitive PM10	Exhaust PM10	PM10 Total	Fugitive PM2.5	Exhaust PM2.5	PM2.5 Total	Bio- CO2	NBio- CO2	Total CO2	CH4	N2O	CO2e
Category	lb/day										lb/day					
Hauling	0.0000	0.0000	0.0000	0.0000	0.0000	0.0000	0.0000	0.0000	0.0000	0.0000		0.0000	0.0000	0.0000		0.0000
Vendor	0.1758	5.1379	1.5222	0.0136	0.3619	0.0175	0.3794	0.1042	0.0167	0.1209		1,449.2970	1,449.2970	0.0737		1,451.1396
Worker	0.0581	0.0426	0.3859	1.0300e-003	0.1228	7.7000e-004	0.1236	0.0326	7.1000e-004	0.0333		103.0405	103.0405	3.0300e-003		103.1162
Total	0.2339	5.1805	1.9081	0.0146	0.4847	0.0182	0.5030	0.1367	0.0174	0.1542		1,552.3375	1,552.3375	0.0767		1,554.2557

3.16 230-kV Substation Install Yard Rock - 2023**Unmitigated Construction On-Site**

	ROG	NOx	CO	SO2	Fugitive PM10	Exhaust PM10	PM10 Total	Fugitive PM2.5	Exhaust PM2.5	PM2.5 Total	Bio- CO2	NBio- CO2	Total CO2	CH4	N2O	CO2e
Category	lb/day										lb/day					
Off-Road	0.7112	5.5407	5.8424	0.0191		0.1978	0.1978		0.1820	0.1820		1,850.4684	1,850.4684	0.5985		1,865.4304
Total	0.7112	5.5407	5.8424	0.0191		0.1978	0.1978		0.1820	0.1820		1,850.4684	1,850.4684	0.5985		1,865.4304

CalEEMod Version: CalEEMod.2016.3.2

Page 71 of 120

Date: 2/11/2021 2:04 PM

Estrella Substation and Paso Robles Area Reinforcement Project - San Luis Obispo County, Winter

3.16 230-kV Substation Install Yard Rock - 2023**Unmitigated Construction Off-Site**

	ROG	NOx	CO	SO2	Fugitive PM10	Exhaust PM10	PM10 Total	Fugitive PM2.5	Exhaust PM2.5	PM2.5 Total	Bio- CO2	NBio- CO2	Total CO2	CH4	N2O	CO2e
Category	lb/day										lb/day					
Hauling	0.0000	0.0000	0.0000	0.0000	0.0000	0.0000	0.0000	0.0000	0.0000	0.0000		0.0000	0.0000	0.0000		0.0000
Vendor	0.1333	4.0800	1.3321	0.0133	0.3620	8.1600e-003	0.3701	0.1042	7.8000e-003	0.1120		1,422.7178	1,422.7178	0.0669		1,424.3914
Worker	0.0546	0.0383	0.3517	1.0000e-003	0.1228	7.5000e-004	0.1236	0.0326	6.9000e-004	0.0333		99.1801	99.1801	2.7000e-003		99.2475
Total	0.1879	4.1183	1.6838	0.0143	0.4848	8.9100e-003	0.4937	0.1368	8.4900e-003	0.1453		1,521.8978	1,521.8978	0.0696		1,523.6389

Mitigated Construction On-Site

	ROG	NOx	CO	SO2	Fugitive PM10	Exhaust PM10	PM10 Total	Fugitive PM2.5	Exhaust PM2.5	PM2.5 Total	Bio- CO2	NBio- CO2	Total CO2	CH4	N2O	CO2e
Category	lb/day										lb/day					
Off-Road	0.7112	5.5407	5.8424	0.0191		0.1978	0.1978		0.1820	0.1820	0.0000	1,850.4684	1,850.4684	0.5985		1,865.4304
Total	0.7112	5.5407	5.8424	0.0191		0.1978	0.1978		0.1820	0.1820	0.0000	1,850.4684	1,850.4684	0.5985		1,865.4304

CalEEMod Version: CalEEMod.2016.3.2

Page 72 of 120

Date: 2/11/2021 2:04 PM

Estrella Substation and Paso Robles Area Reinforcement Project - San Luis Obispo County, Winter

3.16 230-kV Substation Install Yard Rock - 2023**Mitigated Construction Off-Site**

	ROG	NOx	CO	SO2	Fugitive PM10	Exhaust PM10	PM10 Total	Fugitive PM2.5	Exhaust PM2.5	PM2.5 Total	Bio- CO2	NBio- CO2	Total CO2	CH4	N2O	CO2e
Category	lb/day										lb/day					
Hauling	0.0000	0.0000	0.0000	0.0000	0.0000	0.0000	0.0000	0.0000	0.0000	0.0000		0.0000	0.0000	0.0000		0.0000
Vendor	0.1333	4.0800	1.3321	0.0133	0.3620	8.1600e-003	0.3701	0.1042	7.8000e-003	0.1120		1,422.7178	1,422.7178	0.0669		1,424.3914
Worker	0.0546	0.0383	0.3517	1.0000e-003	0.1228	7.5000e-004	0.1236	0.0326	6.9000e-004	0.0333		99.1801	99.1801	2.7000e-003		99.2475
Total	0.1879	4.1183	1.6838	0.0143	0.4848	8.9100e-003	0.4937	0.1368	8.4900e-003	0.1453		1,521.8978	1,521.8978	0.0696		1,523.6389

3.17 70-kV Substation Steel Bus Erection - 2023**Unmitigated Construction On-Site**

	ROG	NOx	CO	SO2	Fugitive PM10	Exhaust PM10	PM10 Total	Fugitive PM2.5	Exhaust PM2.5	PM2.5 Total	Bio- CO2	NBio- CO2	Total CO2	CH4	N2O	CO2e
Category	lb/day										lb/day					
Off-Road	0.8239	6.4014	7.0821	0.0231		0.2117	0.2117		0.1947	0.1947		2,239.9099	2,239.9099	0.7244		2,258.0207
Total	0.8239	6.4014	7.0821	0.0231		0.2117	0.2117		0.1947	0.1947		2,239.9099	2,239.9099	0.7244		2,258.0207

CalEEMod Version: CalEEMod.2016.3.2

Page 73 of 120

Date: 2/11/2021 2:04 PM

Estrella Substation and Paso Robles Area Reinforcement Project - San Luis Obispo County, Winter

3.17 70-kV Substation Steel Bus Erection - 2023**Unmitigated Construction Off-Site**

	ROG	NOx	CO	SO2	Fugitive PM10	Exhaust PM10	PM10 Total	Fugitive PM2.5	Exhaust PM2.5	PM2.5 Total	Bio- CO2	NBio- CO2	Total CO2	CH4	N2O	CO2e
Category	lb/day										lb/day					
Hauling	0.0000	0.0000	0.0000	0.0000	0.0000	0.0000	0.0000	0.0000	0.0000	0.0000		0.0000	0.0000	0.0000		0.0000
Vendor	0.0344	0.9957	0.3276	3.8000e-003	0.1083	2.3400e-003	0.1107	0.0312	2.2400e-003	0.0334		405.0669	405.0669	0.0172		405.4964
Worker	0.0368	0.0252	0.2363	6.4000e-004	0.0782	4.9000e-004	0.0787	0.0208	4.6000e-004	0.0212		63.6377	63.6377	1.7800e-003		63.6821
Total	0.0712	1.0209	0.5639	4.4400e-003	0.1865	2.8300e-003	0.1894	0.0519	2.7000e-003	0.0546		468.7046	468.7046	0.0190		469.1785

Mitigated Construction On-Site

	ROG	NOx	CO	SO2	Fugitive PM10	Exhaust PM10	PM10 Total	Fugitive PM2.5	Exhaust PM2.5	PM2.5 Total	Bio- CO2	NBio- CO2	Total CO2	CH4	N2O	CO2e
Category	lb/day										lb/day					
Off-Road	0.8239	6.4014	7.0821	0.0231		0.2117	0.2117		0.1947	0.1947	0.0000	2,239.9099	2,239.9099	0.7244		2,258.0207
Total	0.8239	6.4014	7.0821	0.0231		0.2117	0.2117		0.1947	0.1947	0.0000	2,239.9099	2,239.9099	0.7244		2,258.0207

CalEEMod Version: CalEEMod.2016.3.2

Page 74 of 120

Date: 2/11/2021 2:04 PM

Estrella Substation and Paso Robles Area Reinforcement Project - San Luis Obispo County, Winter

3.17 70-kV Substation Steel Bus Erection - 2023**Mitigated Construction Off-Site**

	ROG	NOx	CO	SO2	Fugitive PM10	Exhaust PM10	PM10 Total	Fugitive PM2.5	Exhaust PM2.5	PM2.5 Total	Bio- CO2	NBio- CO2	Total CO2	CH4	N2O	CO2e
Category	lb/day										lb/day					
Hauling	0.0000	0.0000	0.0000	0.0000	0.0000	0.0000	0.0000	0.0000	0.0000	0.0000		0.0000	0.0000	0.0000		0.0000
Vendor	0.0344	0.9957	0.3276	3.8000e-003	0.1083	2.3400e-003	0.1107	0.0312	2.2400e-003	0.0334		405.0669	405.0669	0.0172		405.4964
Worker	0.0368	0.0252	0.2363	6.4000e-004	0.0782	4.9000e-004	0.0787	0.0208	4.6000e-004	0.0212		63.6377	63.6377	1.7800e-003		63.6821
Total	0.0712	1.0209	0.5639	4.4400e-003	0.1865	2.8300e-003	0.1894	0.0519	2.7000e-003	0.0546		468.7046	468.7046	0.0190		469.1785

3.18 230-kV Substation Transformer & Equip Delivery & Installation - 2023**Unmitigated Construction On-Site**

	ROG	NOx	CO	SO2	Fugitive PM10	Exhaust PM10	PM10 Total	Fugitive PM2.5	Exhaust PM2.5	PM2.5 Total	Bio- CO2	NBio- CO2	Total CO2	CH4	N2O	CO2e
Category	lb/day										lb/day					
Off-Road	1.8288	13.5256	13.6033	0.0467		0.5180	0.5180		0.4830	0.4830		4,507.8392	4,507.8392	1.3491		4,541.5672
Total	1.8288	13.5256	13.6033	0.0467		0.5180	0.5180		0.4830	0.4830		4,507.8392	4,507.8392	1.3491		4,541.5672

CalEEMod Version: CalEEMod.2016.3.2

Page 75 of 120

Date: 2/11/2021 2:04 PM

Estrella Substation and Paso Robles Area Reinforcement Project - San Luis Obispo County, Winter

3.18 230-kV Substation Transformer & Equip Delivery & Installation - 2023**Unmitigated Construction Off-Site**

	ROG	NOx	CO	SO2	Fugitive PM10	Exhaust PM10	PM10 Total	Fugitive PM2.5	Exhaust PM2.5	PM2.5 Total	Bio- CO2	NBio- CO2	Total CO2	CH4	N2O	CO2e
Category	lb/day										lb/day					
Hauling	0.0000	0.0000	0.0000	0.0000	0.0000	0.0000	0.0000	0.0000	0.0000	0.0000		0.0000	0.0000	0.0000		0.0000
Vendor	0.0440	1.6762	0.5328	2.3200e-003	0.0327	1.3000e-003	0.0340	9.4700e-003	1.2500e-003	0.0107		248.2154	248.2154	0.0226		248.7809
Worker	0.0526	0.0367	0.3385	9.5000e-004	0.1167	7.2000e-004	0.1174	0.0310	6.6000e-004	0.0316		94.3874	94.3874	2.5900e-003		94.4520
Total	0.0965	1.7129	0.8713	3.2700e-003	0.1493	2.0200e-003	0.1514	0.0404	1.9100e-003	0.0423		342.6027	342.6027	0.0252		343.2329

Mitigated Construction On-Site

	ROG	NOx	CO	SO2	Fugitive PM10	Exhaust PM10	PM10 Total	Fugitive PM2.5	Exhaust PM2.5	PM2.5 Total	Bio- CO2	NBio- CO2	Total CO2	CH4	N2O	CO2e
Category	lb/day										lb/day					
Off-Road	1.8288	13.5256	13.6033	0.0467		0.5180	0.5180		0.4830	0.4830	0.0000	4,507.8392	4,507.8392	1.3491		4,541.5671
Total	1.8288	13.5256	13.6033	0.0467		0.5180	0.5180		0.4830	0.4830	0.0000	4,507.8392	4,507.8392	1.3491		4,541.5671

CalEEMod Version: CalEEMod.2016.3.2

Page 76 of 120

Date: 2/11/2021 2:04 PM

Estrella Substation and Paso Robles Area Reinforcement Project - San Luis Obispo County, Winter

3.18 230-kV Substation Transformer & Equip Delivery & Installation - 2023**Mitigated Construction Off-Site**

	ROG	NOx	CO	SO2	Fugitive PM10	Exhaust PM10	PM10 Total	Fugitive PM2.5	Exhaust PM2.5	PM2.5 Total	Bio- CO2	NBio- CO2	Total CO2	CH4	N2O	CO2e
Category	lb/day										lb/day					
Hauling	0.0000	0.0000	0.0000	0.0000	0.0000	0.0000	0.0000	0.0000	0.0000	0.0000		0.0000	0.0000	0.0000		0.0000
Vendor	0.0440	1.6762	0.5328	2.3200e-003	0.0327	1.3000e-003	0.0340	9.4700e-003	1.2500e-003	0.0107		248.2154	248.2154	0.0226		248.7809
Worker	0.0526	0.0367	0.3385	9.5000e-004	0.1167	7.2000e-004	0.1174	0.0310	6.6000e-004	0.0316		94.3874	94.3874	2.5900e-003		94.4520
Total	0.0965	1.7129	0.8713	3.2700e-003	0.1493	2.0200e-003	0.1514	0.0404	1.9100e-003	0.0423		342.6027	342.6027	0.0252		343.2329

3.19 230-kV Substation Control Enclosure Delivery and Install - 2023**Unmitigated Construction On-Site**

	ROG	NOx	CO	SO2	Fugitive PM10	Exhaust PM10	PM10 Total	Fugitive PM2.5	Exhaust PM2.5	PM2.5 Total	Bio- CO2	NBio- CO2	Total CO2	CH4	N2O	CO2e
Category	lb/day										lb/day					
Off-Road	0.2636	2.8616	1.3758	4.3300e-003		0.1195	0.1195		0.1099	0.1099		419.1144	419.1144	0.1356		422.5032
Total	0.2636	2.8616	1.3758	4.3300e-003		0.1195	0.1195		0.1099	0.1099		419.1144	419.1144	0.1356		422.5032

CalEEMod Version: CalEEMod.2016.3.2

Page 77 of 120

Date: 2/11/2021 2:04 PM

Estrella Substation and Paso Robles Area Reinforcement Project - San Luis Obispo County, Winter

3.19 230-kV Substation Control Enclosure Delivery and Install - 2023**Unmitigated Construction Off-Site**

	ROG	NOx	CO	SO2	Fugitive PM10	Exhaust PM10	PM10 Total	Fugitive PM2.5	Exhaust PM2.5	PM2.5 Total	Bio- CO2	NBio- CO2	Total CO2	CH4	N2O	CO2e
Category	lb/day										lb/day					
Hauling	0.0000	0.0000	0.0000	0.0000	0.0000	0.0000	0.0000	0.0000	0.0000	0.0000		0.0000	0.0000	0.0000		0.0000
Vendor	7.6500e-003	0.2213	0.0728	8.4000e-004	0.0241	5.2000e-004	0.0246	6.9200e-003	5.0000e-004	7.4200e-003		90.0149	90.0149	3.8200e-003		90.1103
Worker	0.0394	0.0280	0.2547	7.4000e-004	0.0913	5.5000e-004	0.0918	0.0242	5.1000e-004	0.0247		73.4333	73.4333	1.9700e-003		73.4826
Total	0.0471	0.2492	0.3275	1.5800e-003	0.1154	1.0700e-003	0.1164	0.0311	1.0100e-003	0.0321		163.4482	163.4482	5.7900e-003		163.5929

Mitigated Construction On-Site

	ROG	NOx	CO	SO2	Fugitive PM10	Exhaust PM10	PM10 Total	Fugitive PM2.5	Exhaust PM2.5	PM2.5 Total	Bio- CO2	NBio- CO2	Total CO2	CH4	N2O	CO2e
Category	lb/day										lb/day					
Off-Road	0.2636	2.8616	1.3758	4.3300e-003		0.1195	0.1195		0.1099	0.1099	0.0000	419.1144	419.1144	0.1356		422.5032
Total	0.2636	2.8616	1.3758	4.3300e-003		0.1195	0.1195		0.1099	0.1099	0.0000	419.1144	419.1144	0.1356		422.5032

CalEEMod Version: CalEEMod.2016.3.2

Page 78 of 120

Date: 2/11/2021 2:04 PM

Estrella Substation and Paso Robles Area Reinforcement Project - San Luis Obispo County, Winter

3.19 230-kV Substation Control Enclosure Delivery and Install - 2023**Mitigated Construction Off-Site**

	ROG	NOx	CO	SO2	Fugitive PM10	Exhaust PM10	PM10 Total	Fugitive PM2.5	Exhaust PM2.5	PM2.5 Total	Bio- CO2	NBio- CO2	Total CO2	CH4	N2O	CO2e
Category	lb/day										lb/day					
Hauling	0.0000	0.0000	0.0000	0.0000	0.0000	0.0000	0.0000	0.0000	0.0000	0.0000		0.0000	0.0000	0.0000		0.0000
Vendor	7.6500e-003	0.2213	0.0728	8.4000e-004	0.0241	5.2000e-004	0.0246	6.9200e-003	5.0000e-004	7.4200e-003		90.0149	90.0149	3.8200e-003		90.1103
Worker	0.0394	0.0280	0.2547	7.4000e-004	0.0913	5.5000e-004	0.0918	0.0242	5.1000e-004	0.0247		73.4333	73.4333	1.9700e-003		73.4826
Total	0.0471	0.2492	0.3275	1.5800e-003	0.1154	1.0700e-003	0.1164	0.0311	1.0100e-003	0.0321		163.4482	163.4482	5.7900e-003		163.5929

3.20 230-kV Substation Remaining Equipment Delivery and Install - 2023**Unmitigated Construction On-Site**

	ROG	NOx	CO	SO2	Fugitive PM10	Exhaust PM10	PM10 Total	Fugitive PM2.5	Exhaust PM2.5	PM2.5 Total	Bio- CO2	NBio- CO2	Total CO2	CH4	N2O	CO2e
Category	lb/day										lb/day					
Off-Road	0.3779	2.6759	2.4664	9.9200e-003		0.0968	0.0968		0.0890	0.0890		959.9164	959.9164	0.3105		967.6778
Total	0.3779	2.6759	2.4664	9.9200e-003		0.0968	0.0968		0.0890	0.0890		959.9164	959.9164	0.3105		967.6778

CalEEMod Version: CalEEMod.2016.3.2

Page 79 of 120

Date: 2/11/2021 2:04 PM

Estrella Substation and Paso Robles Area Reinforcement Project - San Luis Obispo County, Winter

**3.20 230-kV Substation Remaining Equipment Delivery and Install
- 2023****Unmitigated Construction Off-Site**

	ROG	NOx	CO	SO2	Fugitive PM10	Exhaust PM10	PM10 Total	Fugitive PM2.5	Exhaust PM2.5	PM2.5 Total	Bio- CO2	NBio- CO2	Total CO2	CH4	N2O	CO2e
Category	lb/day										lb/day					
Hauling	0.0000	0.0000	0.0000	0.0000	0.0000	0.0000	0.0000	0.0000	0.0000	0.0000		0.0000	0.0000	0.0000		0.0000
Vendor	0.0421	1.5890	0.5056	2.3200e-003	0.0354	1.3100e-003	0.0367	0.0103	1.2600e-003	0.0115		248.1591	248.1591	0.0216		248.6998
Worker	0.0296	0.0210	0.1910	5.5000e-004	0.0685	4.1000e-004	0.0689	0.0182	3.8000e-004	0.0185		55.0750	55.0750	1.4800e-003		55.1120
Total	0.0717	1.6100	0.6966	2.8700e-003	0.1039	1.7200e-003	0.1056	0.0284	1.6400e-003	0.0301		303.2341	303.2341	0.0231		303.8118

Mitigated Construction On-Site

	ROG	NOx	CO	SO2	Fugitive PM10	Exhaust PM10	PM10 Total	Fugitive PM2.5	Exhaust PM2.5	PM2.5 Total	Bio- CO2	NBio- CO2	Total CO2	CH4	N2O	CO2e
Category	lb/day										lb/day					
Off-Road	0.3779	2.6759	2.4664	9.9200e-003		0.0968	0.0968		0.0890	0.0890	0.0000	959.9164	959.9164	0.3105		967.6778
Total	0.3779	2.6759	2.4664	9.9200e-003		0.0968	0.0968		0.0890	0.0890	0.0000	959.9164	959.9164	0.3105		967.6778

CalEEMod Version: CalEEMod.2016.3.2

Page 80 of 120

Date: 2/11/2021 2:04 PM

Estrella Substation and Paso Robles Area Reinforcement Project - San Luis Obispo County, Winter

**3.20 230-kV Substation Remaining Equipment Delivery and Install
- 2023****Mitigated Construction Off-Site**

	ROG	NOx	CO	SO2	Fugitive PM10	Exhaust PM10	PM10 Total	Fugitive PM2.5	Exhaust PM2.5	PM2.5 Total	Bio- CO2	NBio- CO2	Total CO2	CH4	N2O	CO2e
Category	lb/day										lb/day					
Hauling	0.0000	0.0000	0.0000	0.0000	0.0000	0.0000	0.0000	0.0000	0.0000	0.0000		0.0000	0.0000	0.0000		0.0000
Vendor	0.0421	1.5890	0.5056	2.3200e-003	0.0354	1.3100e-003	0.0367	0.0103	1.2600e-003	0.0115		248.1591	248.1591	0.0216		248.6998
Worker	0.0296	0.0210	0.1910	5.5000e-004	0.0685	4.1000e-004	0.0689	0.0182	3.8000e-004	0.0185		55.0750	55.0750	1.4800e-003		55.1120
Total	0.0717	1.6100	0.6966	2.8700e-003	0.1039	1.7200e-003	0.1056	0.0284	1.6400e-003	0.0301		303.2341	303.2341	0.0231		303.8118

3.21 230-kV Transmission Conductor - 2023**Unmitigated Construction On-Site**

	ROG	NOx	CO	SO2	Fugitive PM10	Exhaust PM10	PM10 Total	Fugitive PM2.5	Exhaust PM2.5	PM2.5 Total	Bio- CO2	NBio- CO2	Total CO2	CH4	N2O	CO2e
Category	lb/day										lb/day					
Off-Road	1.7984	15.7207	10.7044	0.0394		0.6165	0.6165		0.5672	0.5672		3,817.1203	3,817.1203	1.2345		3,847.9837
Total	1.7984	15.7207	10.7044	0.0394		0.6165	0.6165		0.5672	0.5672		3,817.1203	3,817.1203	1.2345		3,847.9837

CalEEMod Version: CalEEMod.2016.3.2

Page 81 of 120

Date: 2/11/2021 2:04 PM

Estrella Substation and Paso Robles Area Reinforcement Project - San Luis Obispo County, Winter

3.21 230-kV Transmission Conductor - 2023**Unmitigated Construction Off-Site**

	ROG	NOx	CO	SO2	Fugitive PM10	Exhaust PM10	PM10 Total	Fugitive PM2.5	Exhaust PM2.5	PM2.5 Total	Bio- CO2	NBio- CO2	Total CO2	CH4	N2O	CO2e
Category	lb/day										lb/day					
Hauling	0.0000	0.0000	0.0000	0.0000	0.0000	0.0000	0.0000	0.0000	0.0000	0.0000		0.0000	0.0000	0.0000		0.0000
Vendor	0.0421	1.2169	0.4004	4.6400e-003	0.1324	2.8600e-003	0.1352	0.0381	2.7400e-003	0.0408		495.0818	495.0818	0.0210		495.6067
Worker	0.1249	0.0886	0.8065	2.3300e-003	0.2891	1.7500e-003	0.2908	0.0767	1.6100e-003	0.0783		232.5389	232.5389	6.2500e-003		232.6950
Total	0.1670	1.3055	1.2069	6.9700e-003	0.4214	4.6100e-003	0.4261	0.1148	4.3500e-003	0.1191		727.6207	727.6207	0.0272		728.3017

Mitigated Construction On-Site

	ROG	NOx	CO	SO2	Fugitive PM10	Exhaust PM10	PM10 Total	Fugitive PM2.5	Exhaust PM2.5	PM2.5 Total	Bio- CO2	NBio- CO2	Total CO2	CH4	N2O	CO2e
Category	lb/day										lb/day					
Off-Road	1.7984	15.7207	10.7044	0.0394		0.6165	0.6165		0.5672	0.5672	0.0000	3,817.1203	3,817.1203	1.2345		3,847.9837
Total	1.7984	15.7207	10.7044	0.0394		0.6165	0.6165		0.5672	0.5672	0.0000	3,817.1203	3,817.1203	1.2345		3,847.9837

CalEEMod Version: CalEEMod.2016.3.2

Page 82 of 120

Date: 2/11/2021 2:04 PM

Estrella Substation and Paso Robles Area Reinforcement Project - San Luis Obispo County, Winter

3.21 230-kV Transmission Conductor - 2023**Mitigated Construction Off-Site**

	ROG	NOx	CO	SO2	Fugitive PM10	Exhaust PM10	PM10 Total	Fugitive PM2.5	Exhaust PM2.5	PM2.5 Total	Bio- CO2	NBio- CO2	Total CO2	CH4	N2O	CO2e
Category	lb/day										lb/day					
Hauling	0.0000	0.0000	0.0000	0.0000	0.0000	0.0000	0.0000	0.0000	0.0000	0.0000		0.0000	0.0000	0.0000		0.0000
Vendor	0.0421	1.2169	0.4004	4.6400e-003	0.1324	2.8600e-003	0.1352	0.0381	2.7400e-003	0.0408		495.0818	495.0818	0.0210		495.6067
Worker	0.1249	0.0886	0.8065	2.3300e-003	0.2891	1.7500e-003	0.2908	0.0767	1.6100e-003	0.0783		232.5389	232.5389	6.2500e-003		232.6950
Total	0.1670	1.3055	1.2069	6.9700e-003	0.4214	4.6100e-003	0.4261	0.1148	4.3500e-003	0.1191		727.6207	727.6207	0.0272		728.3017

3.22 70-kV Substation Equip Delivery & Installation - 2023**Unmitigated Construction On-Site**

	ROG	NOx	CO	SO2	Fugitive PM10	Exhaust PM10	PM10 Total	Fugitive PM2.5	Exhaust PM2.5	PM2.5 Total	Bio- CO2	NBio- CO2	Total CO2	CH4	N2O	CO2e
Category	lb/day										lb/day					
Off-Road	0.3679	2.8885	3.2533	0.0104		0.0945	0.0945		0.0870	0.0870		1,007.9647	1,007.9647	0.3260		1,016.1146
Total	0.3679	2.8885	3.2533	0.0104		0.0945	0.0945		0.0870	0.0870		1,007.9647	1,007.9647	0.3260		1,016.1146

CalEEMod Version: CalEEMod.2016.3.2

Page 83 of 120

Date: 2/11/2021 2:04 PM

Estrella Substation and Paso Robles Area Reinforcement Project - San Luis Obispo County, Winter

3.22 70-kV Substation Equip Delivery & Installation - 2023**Unmitigated Construction Off-Site**

	ROG	NOx	CO	SO2	Fugitive PM10	Exhaust PM10	PM10 Total	Fugitive PM2.5	Exhaust PM2.5	PM2.5 Total	Bio- CO2	NBio- CO2	Total CO2	CH4	N2O	CO2e
Category	lb/day										lb/day					
Hauling	0.0000	0.0000	0.0000	0.0000	0.0000	0.0000	0.0000	0.0000	0.0000	0.0000		0.0000	0.0000	0.0000		0.0000
Vendor	0.0459	1.3275	0.4368	5.0600e-003	0.1444	3.1200e-003	0.1475	0.0415	2.9900e-003	0.0445		540.0893	540.0893	0.0229		540.6618
Worker	0.0434	0.0299	0.2790	7.6000e-004	0.0935	5.9000e-004	0.0941	0.0248	5.4000e-004	0.0254		75.9476	75.9476	2.1100e-003		76.0003
Total	0.0893	1.3575	0.7157	5.8200e-003	0.2379	3.7100e-003	0.2416	0.0664	3.5300e-003	0.0699		616.0368	616.0368	0.0250		616.6621

Mitigated Construction On-Site

	ROG	NOx	CO	SO2	Fugitive PM10	Exhaust PM10	PM10 Total	Fugitive PM2.5	Exhaust PM2.5	PM2.5 Total	Bio- CO2	NBio- CO2	Total CO2	CH4	N2O	CO2e
Category	lb/day										lb/day					
Off-Road	0.3679	2.8885	3.2533	0.0104		0.0945	0.0945		0.0870	0.0870	0.0000	1,007.9647	1,007.9647	0.3260		1,016.1146
Total	0.3679	2.8885	3.2533	0.0104		0.0945	0.0945		0.0870	0.0870	0.0000	1,007.9647	1,007.9647	0.3260		1,016.1146

CalEEMod Version: CalEEMod.2016.3.2

Page 84 of 120

Date: 2/11/2021 2:04 PM

Estrella Substation and Paso Robles Area Reinforcement Project - San Luis Obispo County, Winter

3.22 70-kV Substation Equip Delivery & Installation - 2023**Mitigated Construction Off-Site**

	ROG	NOx	CO	SO2	Fugitive PM10	Exhaust PM10	PM10 Total	Fugitive PM2.5	Exhaust PM2.5	PM2.5 Total	Bio- CO2	NBio- CO2	Total CO2	CH4	N2O	CO2e
Category	lb/day										lb/day					
Hauling	0.0000	0.0000	0.0000	0.0000	0.0000	0.0000	0.0000	0.0000	0.0000	0.0000		0.0000	0.0000	0.0000		0.0000
Vendor	0.0459	1.3275	0.4368	5.0600e-003	0.1444	3.1200e-003	0.1475	0.0415	2.9900e-003	0.0445		540.0893	540.0893	0.0229		540.6618
Worker	0.0434	0.0299	0.2790	7.6000e-004	0.0935	5.9000e-004	0.0941	0.0248	5.4000e-004	0.0254		75.9476	75.9476	2.1100e-003		76.0003
Total	0.0893	1.3575	0.7157	5.8200e-003	0.2379	3.7100e-003	0.2416	0.0664	3.5300e-003	0.0699		616.0368	616.0368	0.0250		616.6621

3.23 70-kV Substation Control Enclosure Delivery and Install - 2023**Unmitigated Construction On-Site**

	ROG	NOx	CO	SO2	Fugitive PM10	Exhaust PM10	PM10 Total	Fugitive PM2.5	Exhaust PM2.5	PM2.5 Total	Bio- CO2	NBio- CO2	Total CO2	CH4	N2O	CO2e
Category	lb/day										lb/day					
Off-Road	0.0000	0.0000	0.0000	0.0000		0.0000	0.0000		0.0000	0.0000		0.0000	0.0000	0.0000		0.0000
Total	0.0000	0.0000	0.0000	0.0000		0.0000	0.0000		0.0000	0.0000		0.0000	0.0000	0.0000		0.0000

CalEEMod Version: CalEEMod.2016.3.2

Page 85 of 120

Date: 2/11/2021 2:04 PM

Estrella Substation and Paso Robles Area Reinforcement Project - San Luis Obispo County, Winter

3.23 70-kV Substation Control Enclosure Delivery and Install - 2023**Unmitigated Construction Off-Site**

	ROG	NOx	CO	SO2	Fugitive PM10	Exhaust PM10	PM10 Total	Fugitive PM2.5	Exhaust PM2.5	PM2.5 Total	Bio- CO2	NBio- CO2	Total CO2	CH4	N2O	CO2e
Category	lb/day										lb/day					
Hauling	0.0000	0.0000	0.0000	0.0000	0.0000	0.0000	0.0000	0.0000	0.0000	0.0000		0.0000	0.0000	0.0000		0.0000
Vendor	7.6500e-003	0.2213	0.0728	8.4000e-004	0.0241	5.2000e-004	0.0246	6.9200e-003	5.0000e-004	7.4200e-003		90.0149	90.0149	3.8200e-003		90.1103
Worker	0.0372	0.0261	0.2396	6.9000e-004	0.0843	5.1000e-004	0.0848	0.0224	4.7000e-004	0.0228		67.9661	67.9661	1.8400e-003		68.0122
Total	0.0448	0.2474	0.3124	1.5200e-003	0.1083	1.0300e-003	0.1094	0.0293	9.7000e-004	0.0303		157.9810	157.9810	5.6600e-003		158.1225

Mitigated Construction On-Site

	ROG	NOx	CO	SO2	Fugitive PM10	Exhaust PM10	PM10 Total	Fugitive PM2.5	Exhaust PM2.5	PM2.5 Total	Bio- CO2	NBio- CO2	Total CO2	CH4	N2O	CO2e
Category	lb/day										lb/day					
Off-Road	0.0000	0.0000	0.0000	0.0000		0.0000	0.0000		0.0000	0.0000	0.0000	0.0000	0.0000	0.0000		0.0000
Total	0.0000	0.0000	0.0000	0.0000		0.0000	0.0000		0.0000	0.0000	0.0000	0.0000	0.0000	0.0000		0.0000

CalEEMod Version: CalEEMod.2016.3.2

Page 86 of 120

Date: 2/11/2021 2:04 PM

Estrella Substation and Paso Robles Area Reinforcement Project - San Luis Obispo County, Winter

3.23 70-kV Substation Control Enclosure Delivery and Install - 2023**Mitigated Construction Off-Site**

	ROG	NOx	CO	SO2	Fugitive PM10	Exhaust PM10	PM10 Total	Fugitive PM2.5	Exhaust PM2.5	PM2.5 Total	Bio- CO2	NBio- CO2	Total CO2	CH4	N2O	CO2e
Category	lb/day										lb/day					
Hauling	0.0000	0.0000	0.0000	0.0000	0.0000	0.0000	0.0000	0.0000	0.0000	0.0000		0.0000	0.0000	0.0000		0.0000
Vendor	7.6500e-003	0.2213	0.0728	8.4000e-004	0.0241	5.2000e-004	0.0246	6.9200e-003	5.0000e-004	7.4200e-003		90.0149	90.0149	3.8200e-003		90.1103
Worker	0.0372	0.0261	0.2396	6.9000e-004	0.0843	5.1000e-004	0.0848	0.0224	4.7000e-004	0.0228		67.9661	67.9661	1.8400e-003		68.0122
Total	0.0448	0.2474	0.3124	1.5200e-003	0.1083	1.0300e-003	0.1094	0.0293	9.7000e-004	0.0303		157.9810	157.9810	5.6600e-003		158.1225

3.24 230-kV Transmission Site Clean-up and Restoration - 2023**Unmitigated Construction On-Site**

	ROG	NOx	CO	SO2	Fugitive PM10	Exhaust PM10	PM10 Total	Fugitive PM2.5	Exhaust PM2.5	PM2.5 Total	Bio- CO2	NBio- CO2	Total CO2	CH4	N2O	CO2e
Category	lb/day										lb/day					
Off-Road	0.4591	5.4209	2.8083	8.1800e-003		0.1887	0.1887		0.1736	0.1736		791.6434	791.6434	0.2560		798.0443
Total	0.4591	5.4209	2.8083	8.1800e-003		0.1887	0.1887		0.1736	0.1736		791.6434	791.6434	0.2560		798.0443

CalEEMod Version: CalEEMod.2016.3.2

Page 87 of 120

Date: 2/11/2021 2:04 PM

Estrella Substation and Paso Robles Area Reinforcement Project - San Luis Obispo County, Winter

3.24 230-kV Transmission Site Clean-up and Restoration - 2023**Unmitigated Construction Off-Site**

	ROG	NOx	CO	SO2	Fugitive PM10	Exhaust PM10	PM10 Total	Fugitive PM2.5	Exhaust PM2.5	PM2.5 Total	Bio- CO2	NBio- CO2	Total CO2	CH4	N2O	CO2e
Category	lb/day										lb/day					
Hauling	0.0000	0.0000	0.0000	0.0000	0.0000	0.0000	0.0000	0.0000	0.0000	0.0000		0.0000	0.0000	0.0000		0.0000
Vendor	0.0344	0.9957	0.3276	3.8000e-003	0.1083	2.3400e-003	0.1107	0.0312	2.2400e-003	0.0334		405.0669	405.0669	0.0172		405.4964
Worker	0.0460	0.0326	0.2971	8.6000e-004	0.1065	6.4000e-004	0.1071	0.0283	5.9000e-004	0.0288		85.6722	85.6722	2.3000e-003		85.7297
Total	0.0804	1.0283	0.6247	4.6600e-003	0.2148	2.9800e-003	0.2178	0.0594	2.8300e-003	0.0622		490.7392	490.7392	0.0195		491.2261

Mitigated Construction On-Site

	ROG	NOx	CO	SO2	Fugitive PM10	Exhaust PM10	PM10 Total	Fugitive PM2.5	Exhaust PM2.5	PM2.5 Total	Bio- CO2	NBio- CO2	Total CO2	CH4	N2O	CO2e
Category	lb/day										lb/day					
Off-Road	0.4591	5.4209	2.8083	8.1800e-003		0.1887	0.1887		0.1736	0.1736	0.0000	791.6434	791.6434	0.2560		798.0443
Total	0.4591	5.4209	2.8083	8.1800e-003		0.1887	0.1887		0.1736	0.1736	0.0000	791.6434	791.6434	0.2560		798.0443

CalEEMod Version: CalEEMod.2016.3.2

Page 88 of 120

Date: 2/11/2021 2:04 PM

Estrella Substation and Paso Robles Area Reinforcement Project - San Luis Obispo County, Winter

3.24 230-kV Transmission Site Clean-up and Restoration - 2023**Mitigated Construction Off-Site**

	ROG	NOx	CO	SO2	Fugitive PM10	Exhaust PM10	PM10 Total	Fugitive PM2.5	Exhaust PM2.5	PM2.5 Total	Bio- CO2	NBio- CO2	Total CO2	CH4	N2O	CO2e
Category	lb/day										lb/day					
Hauling	0.0000	0.0000	0.0000	0.0000	0.0000	0.0000	0.0000	0.0000	0.0000	0.0000		0.0000	0.0000	0.0000		0.0000
Vendor	0.0344	0.9957	0.3276	3.8000e-003	0.1083	2.3400e-003	0.1107	0.0312	2.2400e-003	0.0334		405.0669	405.0669	0.0172		405.4964
Worker	0.0460	0.0326	0.2971	8.6000e-004	0.1065	6.4000e-004	0.1071	0.0283	5.9000e-004	0.0288		85.6722	85.6722	2.3000e-003		85.7297
Total	0.0804	1.0283	0.6247	4.6600e-003	0.2148	2.9800e-003	0.2178	0.0594	2.8300e-003	0.0622		490.7392	490.7392	0.0195		491.2261

3.25 230-kV Substation Cable Installation and Termination - 2023**Unmitigated Construction On-Site**

	ROG	NOx	CO	SO2	Fugitive PM10	Exhaust PM10	PM10 Total	Fugitive PM2.5	Exhaust PM2.5	PM2.5 Total	Bio- CO2	NBio- CO2	Total CO2	CH4	N2O	CO2e
Category	lb/day										lb/day					
Off-Road	0.0341	0.5248	1.0747	1.6500e-003		9.0700e-003	9.0700e-003		8.3400e-003	8.3400e-003		160.0386	160.0386	0.0518		161.3326
Total	0.0341	0.5248	1.0747	1.6500e-003		9.0700e-003	9.0700e-003		8.3400e-003	8.3400e-003		160.0386	160.0386	0.0518		161.3326

CalEEMod Version: CalEEMod.2016.3.2

Page 89 of 120

Date: 2/11/2021 2:04 PM

Estrella Substation and Paso Robles Area Reinforcement Project - San Luis Obispo County, Winter

3.25 230-kV Substation Cable Installation and Termination - 2023**Unmitigated Construction Off-Site**

	ROG	NOx	CO	SO2	Fugitive PM10	Exhaust PM10	PM10 Total	Fugitive PM2.5	Exhaust PM2.5	PM2.5 Total	Bio- CO2	NBio- CO2	Total CO2	CH4	N2O	CO2e
Category	lb/day										lb/day					
Hauling	0.0000	0.0000	0.0000	0.0000	0.0000	0.0000	0.0000	0.0000	0.0000	0.0000		0.0000	0.0000	0.0000		0.0000
Vendor	0.0115	0.3319	0.1092	1.2700e-003	0.0361	7.8000e-004	0.0369	0.0104	7.5000e-004	0.0111		135.0223	135.0223	5.7300e-003		135.1655
Worker	0.0329	0.0233	0.2122	6.1000e-004	0.0761	4.6000e-004	0.0765	0.0202	4.2000e-004	0.0206		61.1944	61.1944	1.6400e-003		61.2355
Total	0.0443	0.3552	0.3214	1.8800e-003	0.1122	1.2400e-003	0.1134	0.0306	1.1700e-003	0.0317		196.2167	196.2167	7.3700e-003		196.4010

Mitigated Construction On-Site

	ROG	NOx	CO	SO2	Fugitive PM10	Exhaust PM10	PM10 Total	Fugitive PM2.5	Exhaust PM2.5	PM2.5 Total	Bio- CO2	NBio- CO2	Total CO2	CH4	N2O	CO2e
Category	lb/day										lb/day					
Off-Road	0.0341	0.5248	1.0747	1.6500e-003		9.0700e-003	9.0700e-003		8.3400e-003	8.3400e-003	0.0000	160.0386	160.0386	0.0518		161.3326
Total	0.0341	0.5248	1.0747	1.6500e-003		9.0700e-003	9.0700e-003		8.3400e-003	8.3400e-003	0.0000	160.0386	160.0386	0.0518		161.3326

CalEEMod Version: CalEEMod.2016.3.2

Page 90 of 120

Date: 2/11/2021 2:04 PM

Estrella Substation and Paso Robles Area Reinforcement Project - San Luis Obispo County, Winter

3.25 230-kV Substation Cable Installation and Termination - 2023**Mitigated Construction Off-Site**

	ROG	NOx	CO	SO2	Fugitive PM10	Exhaust PM10	PM10 Total	Fugitive PM2.5	Exhaust PM2.5	PM2.5 Total	Bio- CO2	NBio- CO2	Total CO2	CH4	N2O	CO2e
Category	lb/day										lb/day					
Hauling	0.0000	0.0000	0.0000	0.0000	0.0000	0.0000	0.0000	0.0000	0.0000	0.0000		0.0000	0.0000	0.0000		0.0000
Vendor	0.0115	0.3319	0.1092	1.2700e-003	0.0361	7.8000e-004	0.0369	0.0104	7.5000e-004	0.0111		135.0223	135.0223	5.7300e-003		135.1655
Worker	0.0329	0.0233	0.2122	6.1000e-004	0.0761	4.6000e-004	0.0765	0.0202	4.2000e-004	0.0206		61.1944	61.1944	1.6400e-003		61.2355
Total	0.0443	0.3552	0.3214	1.8800e-003	0.1122	1.2400e-003	0.1134	0.0306	1.1700e-003	0.0317		196.2167	196.2167	7.3700e-003		196.4010

3.26 230-kV Substation Testing and Commissioning - 2023**Unmitigated Construction On-Site**

	ROG	NOx	CO	SO2	Fugitive PM10	Exhaust PM10	PM10 Total	Fugitive PM2.5	Exhaust PM2.5	PM2.5 Total	Bio- CO2	NBio- CO2	Total CO2	CH4	N2O	CO2e
Category	lb/day										lb/day					
Off-Road	0.0000	0.0000	0.0000	0.0000		0.0000	0.0000		0.0000	0.0000		0.0000	0.0000	0.0000		0.0000
Total	0.0000	0.0000	0.0000	0.0000		0.0000	0.0000		0.0000	0.0000		0.0000	0.0000	0.0000		0.0000

CalEEMod Version: CalEEMod.2016.3.2

Page 91 of 120

Date: 2/11/2021 2:04 PM

Estrella Substation and Paso Robles Area Reinforcement Project - San Luis Obispo County, Winter

3.26 230-kV Substation Testing and Commissioning - 2023**Unmitigated Construction Off-Site**

	ROG	NOx	CO	SO2	Fugitive PM10	Exhaust PM10	PM10 Total	Fugitive PM2.5	Exhaust PM2.5	PM2.5 Total	Bio- CO2	NBio- CO2	Total CO2	CH4	N2O	CO2e
Category	lb/day										lb/day					
Hauling	0.0000	0.0000	0.0000	0.0000	0.0000	0.0000	0.0000	0.0000	0.0000	0.0000		0.0000	0.0000	0.0000		0.0000
Vendor	0.0994	2.8763	0.9463	0.0110	0.3129	6.7700e-003	0.3197	0.0900	6.4700e-003	0.0965		1,170.1934	1,170.1934	0.0496		1,171.4339
Worker	0.0299	0.0203	0.1918	5.1000e-004	0.0620	4.0000e-004	0.0624	0.0165	3.7000e-004	0.0168		50.6414	50.6414	1.4300e-003		50.6772
Total	0.1293	2.8967	1.1381	0.0115	0.3749	7.1700e-003	0.3821	0.1065	6.8400e-003	0.1133		1,220.8348	1,220.8348	0.0511		1,222.1111

Mitigated Construction On-Site

	ROG	NOx	CO	SO2	Fugitive PM10	Exhaust PM10	PM10 Total	Fugitive PM2.5	Exhaust PM2.5	PM2.5 Total	Bio- CO2	NBio- CO2	Total CO2	CH4	N2O	CO2e
Category	lb/day										lb/day					
Off-Road	0.0000	0.0000	0.0000	0.0000		0.0000	0.0000		0.0000	0.0000	0.0000	0.0000	0.0000	0.0000		0.0000
Total	0.0000	0.0000	0.0000	0.0000		0.0000	0.0000		0.0000	0.0000	0.0000	0.0000	0.0000	0.0000		0.0000

CalEEMod Version: CalEEMod.2016.3.2

Page 92 of 120

Date: 2/11/2021 2:04 PM

Estrella Substation and Paso Robles Area Reinforcement Project - San Luis Obispo County, Winter

3.26 230-kV Substation Testing and Commissioning - 2023**Mitigated Construction Off-Site**

	ROG	NOx	CO	SO2	Fugitive PM10	Exhaust PM10	PM10 Total	Fugitive PM2.5	Exhaust PM2.5	PM2.5 Total	Bio- CO2	NBio- CO2	Total CO2	CH4	N2O	CO2e
Category	lb/day										lb/day					
Hauling	0.0000	0.0000	0.0000	0.0000	0.0000	0.0000	0.0000	0.0000	0.0000	0.0000		0.0000	0.0000	0.0000		0.0000
Vendor	0.0994	2.8763	0.9463	0.0110	0.3129	6.7700e-003	0.3197	0.0900	6.4700e-003	0.0965		1,170.1934	1,170.1934	0.0496		1,171.4339
Worker	0.0299	0.0203	0.1918	5.1000e-004	0.0620	4.0000e-004	0.0624	0.0165	3.7000e-004	0.0168		50.6414	50.6414	1.4300e-003		50.6772
Total	0.1293	2.8967	1.1381	0.0115	0.3749	7.1700e-003	0.3821	0.1065	6.8400e-003	0.1133		1,220.8348	1,220.8348	0.0511		1,222.1111

3.27 70-kV Substation Cable Installation and Termination - 2023**Unmitigated Construction On-Site**

	ROG	NOx	CO	SO2	Fugitive PM10	Exhaust PM10	PM10 Total	Fugitive PM2.5	Exhaust PM2.5	PM2.5 Total	Bio- CO2	NBio- CO2	Total CO2	CH4	N2O	CO2e
Category	lb/day										lb/day					
Off-Road	0.0000	0.0000	0.0000	0.0000		0.0000	0.0000		0.0000	0.0000		0.0000	0.0000	0.0000		0.0000
Total	0.0000	0.0000	0.0000	0.0000		0.0000	0.0000		0.0000	0.0000		0.0000	0.0000	0.0000		0.0000

CalEEMod Version: CalEEMod.2016.3.2

Page 93 of 120

Date: 2/11/2021 2:04 PM

Estrella Substation and Paso Robles Area Reinforcement Project - San Luis Obispo County, Winter

3.27 70-kV Substation Cable Installation and Termination - 2023**Unmitigated Construction Off-Site**

	ROG	NOx	CO	SO2	Fugitive PM10	Exhaust PM10	PM10 Total	Fugitive PM2.5	Exhaust PM2.5	PM2.5 Total	Bio- CO2	NBio- CO2	Total CO2	CH4	N2O	CO2e
Category	lb/day										lb/day					
Hauling	0.0000	0.0000	0.0000	0.0000	0.0000	0.0000	0.0000	0.0000	0.0000	0.0000		0.0000	0.0000	0.0000		0.0000
Vendor	0.0115	0.3319	0.1092	1.2700e-003	0.0361	7.8000e-004	0.0369	0.0104	7.5000e-004	0.0111		135.0223	135.0223	5.7300e-003		135.1655
Worker	0.0297	0.0202	0.1904	5.0000e-004	0.0614	3.9000e-004	0.0618	0.0163	3.6000e-004	0.0167		50.1444	50.1444	1.4200e-003		50.1799
Total	0.0412	0.3520	0.2996	1.7700e-003	0.0975	1.1700e-003	0.0987	0.0267	1.1100e-003	0.0278		185.1667	185.1667	7.1500e-003		185.3454

Mitigated Construction On-Site

	ROG	NOx	CO	SO2	Fugitive PM10	Exhaust PM10	PM10 Total	Fugitive PM2.5	Exhaust PM2.5	PM2.5 Total	Bio- CO2	NBio- CO2	Total CO2	CH4	N2O	CO2e
Category	lb/day										lb/day					
Off-Road	0.0000	0.0000	0.0000	0.0000		0.0000	0.0000		0.0000	0.0000	0.0000	0.0000	0.0000	0.0000		0.0000
Total	0.0000	0.0000	0.0000	0.0000		0.0000	0.0000		0.0000	0.0000	0.0000	0.0000	0.0000	0.0000		0.0000

CalEEMod Version: CalEEMod.2016.3.2

Page 94 of 120

Date: 2/11/2021 2:04 PM

Estrella Substation and Paso Robles Area Reinforcement Project - San Luis Obispo County, Winter

3.27 70-kV Substation Cable Installation and Termination - 2023**Mitigated Construction Off-Site**

	ROG	NOx	CO	SO2	Fugitive PM10	Exhaust PM10	PM10 Total	Fugitive PM2.5	Exhaust PM2.5	PM2.5 Total	Bio- CO2	NBio- CO2	Total CO2	CH4	N2O	CO2e
Category	lb/day										lb/day					
Hauling	0.0000	0.0000	0.0000	0.0000	0.0000	0.0000	0.0000	0.0000	0.0000	0.0000		0.0000	0.0000	0.0000		0.0000
Vendor	0.0115	0.3319	0.1092	1.2700e-003	0.0361	7.8000e-004	0.0369	0.0104	7.5000e-004	0.0111		135.0223	135.0223	5.7300e-003		135.1655
Worker	0.0297	0.0202	0.1904	5.0000e-004	0.0614	3.9000e-004	0.0618	0.0163	3.6000e-004	0.0167		50.1444	50.1444	1.4200e-003		50.1799
Total	0.0412	0.3520	0.2996	1.7700e-003	0.0975	1.1700e-003	0.0987	0.0267	1.1100e-003	0.0278		185.1667	185.1667	7.1500e-003		185.3454

3.28 70-kV Power Line Site Development Mobilization - 2023**Unmitigated Construction On-Site**

	ROG	NOx	CO	SO2	Fugitive PM10	Exhaust PM10	PM10 Total	Fugitive PM2.5	Exhaust PM2.5	PM2.5 Total	Bio- CO2	NBio- CO2	Total CO2	CH4	N2O	CO2e
Category	lb/day										lb/day					
Fugitive Dust					1.5908	0.0000	1.5908	0.1718	0.0000	0.1718			0.0000			0.0000
Off-Road	0.6509	7.7474	3.6546	0.0115		0.2640	0.2640		0.2429	0.2429		1,112.0710	1,112.0710	0.3597		1,121.0627
Total	0.6509	7.7474	3.6546	0.0115	1.5908	0.2640	1.8548	0.1718	0.2429	0.4147		1,112.0710	1,112.0710	0.3597		1,121.0627

CalEEMod Version: CalEEMod.2016.3.2

Page 95 of 120

Date: 2/11/2021 2:04 PM

Estrella Substation and Paso Robles Area Reinforcement Project - San Luis Obispo County, Winter

3.28 70-kV Power Line Site Development Mobilization - 2023**Unmitigated Construction Off-Site**

	ROG	NOx	CO	SO2	Fugitive PM10	Exhaust PM10	PM10 Total	Fugitive PM2.5	Exhaust PM2.5	PM2.5 Total	Bio- CO2	NBio- CO2	Total CO2	CH4	N2O	CO2e
Category	lb/day										lb/day					
Hauling	0.0000	0.0000	0.0000	0.0000	0.0000	0.0000	0.0000	0.0000	0.0000	0.0000		0.0000	0.0000	0.0000		0.0000
Vendor	0.0382	1.1063	0.3640	4.2200e-003	0.1203	2.6000e-003	0.1229	0.0346	2.4900e-003	0.0371		450.0744	450.0744	0.0191		450.5515
Worker	0.0592	0.0414	0.3814	1.0700e-003	0.1321	8.1000e-004	0.1329	0.0350	7.5000e-004	0.0358		106.7683	106.7683	2.9200e-003		106.8412
Total	0.0975	1.1477	0.7453	5.2900e-003	0.2524	3.4100e-003	0.2558	0.0697	3.2400e-003	0.0729		556.8426	556.8426	0.0220		557.3927

Mitigated Construction On-Site

	ROG	NOx	CO	SO2	Fugitive PM10	Exhaust PM10	PM10 Total	Fugitive PM2.5	Exhaust PM2.5	PM2.5 Total	Bio- CO2	NBio- CO2	Total CO2	CH4	N2O	CO2e
Category	lb/day										lb/day					
Fugitive Dust					0.6204	0.0000	0.6204	0.0670	0.0000	0.0670			0.0000			0.0000
Off-Road	0.6509	7.7474	3.6546	0.0115		0.2640	0.2640		0.2429	0.2429	0.0000	1,112.0710	1,112.0710	0.3597		1,121.0626
Total	0.6509	7.7474	3.6546	0.0115	0.6204	0.2640	0.8844	0.0670	0.2429	0.3099	0.0000	1,112.0710	1,112.0710	0.3597		1,121.0626

CalEEMod Version: CalEEMod.2016.3.2

Page 96 of 120

Date: 2/11/2021 2:04 PM

Estrella Substation and Paso Robles Area Reinforcement Project - San Luis Obispo County, Winter

3.28 70-kV Power Line Site Development Mobilization - 2023**Mitigated Construction Off-Site**

	ROG	NOx	CO	SO2	Fugitive PM10	Exhaust PM10	PM10 Total	Fugitive PM2.5	Exhaust PM2.5	PM2.5 Total	Bio- CO2	NBio- CO2	Total CO2	CH4	N2O	CO2e
Category	lb/day										lb/day					
Hauling	0.0000	0.0000	0.0000	0.0000	0.0000	0.0000	0.0000	0.0000	0.0000	0.0000		0.0000	0.0000	0.0000		0.0000
Vendor	0.0382	1.1063	0.3640	4.2200e-003	0.1203	2.6000e-003	0.1229	0.0346	2.4900e-003	0.0371		450.0744	450.0744	0.0191		450.5515
Worker	0.0592	0.0414	0.3814	1.0700e-003	0.1321	8.1000e-004	0.1329	0.0350	7.5000e-004	0.0358		106.7683	106.7683	2.9200e-003		106.8412
Total	0.0975	1.1477	0.7453	5.2900e-003	0.2524	3.4100e-003	0.2558	0.0697	3.2400e-003	0.0729		556.8426	556.8426	0.0220		557.3927

3.29 Reconductoring Segment Clean-up and Restoration - 2023**Unmitigated Construction On-Site**

	ROG	NOx	CO	SO2	Fugitive PM10	Exhaust PM10	PM10 Total	Fugitive PM2.5	Exhaust PM2.5	PM2.5 Total	Bio- CO2	NBio- CO2	Total CO2	CH4	N2O	CO2e
Category	lb/day										lb/day					
Fugitive Dust					0.3977	0.0000	0.3977	0.0429	0.0000	0.0429			0.0000			0.0000
Off-Road	0.3633	4.2576	2.3851	6.5200e-003		0.1510	0.1510		0.1389	0.1389		631.4296	631.4296	0.2042		636.5351
Total	0.3633	4.2576	2.3851	6.5200e-003	0.3977	0.1510	0.5487	0.0429	0.1389	0.1818		631.4296	631.4296	0.2042		636.5351

CalEEMod Version: CalEEMod.2016.3.2

Page 97 of 120

Date: 2/11/2021 2:04 PM

Estrella Substation and Paso Robles Area Reinforcement Project - San Luis Obispo County, Winter

3.29 Reconductoring Segment Clean-up and Restoration - 2023**Unmitigated Construction Off-Site**

	ROG	NOx	CO	SO2	Fugitive PM10	Exhaust PM10	PM10 Total	Fugitive PM2.5	Exhaust PM2.5	PM2.5 Total	Bio- CO2	NBio- CO2	Total CO2	CH4	N2O	CO2e
Category	lb/day										lb/day					
Hauling	0.0000	0.0000	0.0000	0.0000	0.0000	0.0000	0.0000	0.0000	0.0000	0.0000		0.0000	0.0000	0.0000		0.0000
Vendor	0.0191	0.5531	0.1820	2.1100e-003	0.0602	1.3000e-003	0.0615	0.0173	1.2500e-003	0.0186		225.0372	225.0372	9.5400e-003		225.2758
Worker	0.0457	0.0317	0.2938	8.2000e-004	0.1004	6.2000e-004	0.1011	0.0267	5.7000e-004	0.0272		81.3438	81.3438	2.2400e-003		81.3997
Total	0.0648	0.5849	0.4758	2.9300e-003	0.1606	1.9200e-003	0.1625	0.0440	1.8200e-003	0.0458		306.3810	306.3810	0.0118		306.6755

Mitigated Construction On-Site

	ROG	NOx	CO	SO2	Fugitive PM10	Exhaust PM10	PM10 Total	Fugitive PM2.5	Exhaust PM2.5	PM2.5 Total	Bio- CO2	NBio- CO2	Total CO2	CH4	N2O	CO2e
Category	lb/day										lb/day					
Fugitive Dust					0.1551	0.0000	0.1551	0.0168	0.0000	0.0168			0.0000			0.0000
Off-Road	0.3633	4.2576	2.3851	6.5200e-003		0.1510	0.1510		0.1389	0.1389	0.0000	631.4296	631.4296	0.2042		636.5351
Total	0.3633	4.2576	2.3851	6.5200e-003	0.1551	0.1510	0.3061	0.0168	0.1389	0.1556	0.0000	631.4296	631.4296	0.2042		636.5351

CalEEMod Version: CalEEMod.2016.3.2

Page 98 of 120

Date: 2/11/2021 2:04 PM

Estrella Substation and Paso Robles Area Reinforcement Project - San Luis Obispo County, Winter

3.29 Reconductoring Segment Clean-up and Restoration - 2023**Mitigated Construction Off-Site**

	ROG	NOx	CO	SO2	Fugitive PM10	Exhaust PM10	PM10 Total	Fugitive PM2.5	Exhaust PM2.5	PM2.5 Total	Bio- CO2	NBio- CO2	Total CO2	CH4	N2O	CO2e
Category	lb/day										lb/day					
Hauling	0.0000	0.0000	0.0000	0.0000	0.0000	0.0000	0.0000	0.0000	0.0000	0.0000		0.0000	0.0000	0.0000		0.0000
Vendor	0.0191	0.5531	0.1820	2.1100e-003	0.0602	1.3000e-003	0.0615	0.0173	1.2500e-003	0.0186		225.0372	225.0372	9.5400e-003		225.2758
Worker	0.0457	0.0317	0.2938	8.2000e-004	0.1004	6.2000e-004	0.1011	0.0267	5.7000e-004	0.0272		81.3438	81.3438	2.2400e-003		81.3997
Total	0.0648	0.5849	0.4758	2.9300e-003	0.1606	1.9200e-003	0.1625	0.0440	1.8200e-003	0.0458		306.3810	306.3810	0.0118		306.6755

3.30 70-kV Power Line Pole Tower Installation - 2023**Unmitigated Construction On-Site**

	ROG	NOx	CO	SO2	Fugitive PM10	Exhaust PM10	PM10 Total	Fugitive PM2.5	Exhaust PM2.5	PM2.5 Total	Bio- CO2	NBio- CO2	Total CO2	CH4	N2O	CO2e
Category	lb/day										lb/day					
Off-Road	1.9144	14.9150	14.1297	0.0472		0.5804	0.5804		0.5340	0.5340		4,571.4399	4,571.4399	1.4785		4,608.4023
Total	1.9144	14.9150	14.1297	0.0472		0.5804	0.5804		0.5340	0.5340		4,571.4399	4,571.4399	1.4785		4,608.4023

CalEEMod Version: CalEEMod.2016.3.2

Page 99 of 120

Date: 2/11/2021 2:04 PM

Estrella Substation and Paso Robles Area Reinforcement Project - San Luis Obispo County, Winter

3.30 70-kV Power Line Pole Tower Installation - 2023**Unmitigated Construction Off-Site**

	ROG	NOx	CO	SO2	Fugitive PM10	Exhaust PM10	PM10 Total	Fugitive PM2.5	Exhaust PM2.5	PM2.5 Total	Bio- CO2	NBio- CO2	Total CO2	CH4	N2O	CO2e
Category	lb/day										lb/day					
Hauling	0.0000	0.0000	0.0000	0.0000	0.0000	0.0000	0.0000	0.0000	0.0000	0.0000		0.0000	0.0000	0.0000		0.0000
Vendor	0.0573	1.6594	0.5460	6.3300e-003	0.1905	3.9100e-003	0.1844	0.0519	3.7400e-003	0.0557		675.1116	675.1116	0.0286		675.8273
Worker	0.1161	0.0805	0.7463	2.0700e-003	0.2543	1.5800e-003	0.2558	0.0675	1.4600e-003	0.0689		206.0175	206.0175	5.6800e-003		206.1594
Total	0.1734	1.7399	1.2922	8.4000e-003	0.4348	5.4900e-003	0.4403	0.1194	5.2000e-003	0.1246		881.1290	881.1290	0.0343		881.9866

Mitigated Construction On-Site

	ROG	NOx	CO	SO2	Fugitive PM10	Exhaust PM10	PM10 Total	Fugitive PM2.5	Exhaust PM2.5	PM2.5 Total	Bio- CO2	NBio- CO2	Total CO2	CH4	N2O	CO2e
Category	lb/day										lb/day					
Off-Road	1.9144	14.9150	14.1297	0.0472		0.5804	0.5804		0.5340	0.5340	0.0000	4,571.4399	4,571.4399	1.4785		4,608.4023
Total	1.9144	14.9150	14.1297	0.0472		0.5804	0.5804		0.5340	0.5340	0.0000	4,571.4399	4,571.4399	1.4785		4,608.4023

CalEEMod Version: CalEEMod.2016.3.2

Page 100 of 120

Date: 2/11/2021 2:04 PM

Estrella Substation and Paso Robles Area Reinforcement Project - San Luis Obispo County, Winter

3.30 70-kV Power Line Pole Tower Installation - 2023**Mitigated Construction Off-Site**

	ROG	NOx	CO	SO2	Fugitive PM10	Exhaust PM10	PM10 Total	Fugitive PM2.5	Exhaust PM2.5	PM2.5 Total	Bio- CO2	NBio- CO2	Total CO2	CH4	N2O	CO2e
Category	lb/day										lb/day					
Hauling	0.0000	0.0000	0.0000	0.0000	0.0000	0.0000	0.0000	0.0000	0.0000	0.0000		0.0000	0.0000	0.0000		0.0000
Vendor	0.0573	1.6594	0.5460	6.3300e-003	0.1905	3.9100e-003	0.1844	0.0519	3.7400e-003	0.0557		675.1116	675.1116	0.0286		675.8273
Worker	0.1161	0.0805	0.7463	2.0700e-003	0.2543	1.5800e-003	0.2558	0.0675	1.4600e-003	0.0689		206.0175	206.0175	5.6800e-003		206.1594
Total	0.1734	1.7399	1.2922	8.4000e-003	0.4348	5.4900e-003	0.4403	0.1194	5.2000e-003	0.1246		881.1290	881.1290	0.0343		881.9866

3.31 70-kV Substation Install Yard Rock - 2023**Unmitigated Construction On-Site**

	ROG	NOx	CO	SO2	Fugitive PM10	Exhaust PM10	PM10 Total	Fugitive PM2.5	Exhaust PM2.5	PM2.5 Total	Bio- CO2	NBio- CO2	Total CO2	CH4	N2O	CO2e
Category	lb/day										lb/day					
Off-Road	0.7203	5.9683	6.9052	0.0184		0.2341	0.2341		0.2154	0.2154		1,781.9512	1,781.9512	0.5763		1,796.3592
Total	0.7203	5.9683	6.9052	0.0184		0.2341	0.2341		0.2154	0.2154		1,781.9512	1,781.9512	0.5763		1,796.3592

CalEEMod Version: CalEEMod.2016.3.2

Page 101 of 120

Date: 2/11/2021 2:04 PM

Estrella Substation and Paso Robles Area Reinforcement Project - San Luis Obispo County, Winter

3.31 70-kV Substation Install Yard Rock - 2023**Unmitigated Construction Off-Site**

	ROG	NOx	CO	SO2	Fugitive PM10	Exhaust PM10	PM10 Total	Fugitive PM2.5	Exhaust PM2.5	PM2.5 Total	Bio- CO2	NBio- CO2	Total CO2	CH4	N2O	CO2e
Category	lb/day										lb/day					
Hauling	0.0000	0.0000	0.0000	0.0000	0.0000	0.0000	0.0000	0.0000	0.0000	0.0000		0.0000	0.0000	0.0000		0.0000
Vendor	0.0612	1.7700	0.5824	6.7500e-003	0.1925	4.1700e-003	0.1967	0.0554	3.9800e-003	0.0594		720.1190	720.1190	0.0305		720.8624
Worker	0.0394	0.0280	0.2547	7.4000e-004	0.0913	5.5000e-004	0.0918	0.0242	5.1000e-004	0.0247		73.4333	73.4333	1.9700e-003		73.4826
Total	0.1006	1.7980	0.8370	7.4900e-003	0.2838	4.7200e-003	0.2886	0.0796	4.4900e-003	0.0841		793.5523	793.5523	0.0325		794.3650

Mitigated Construction On-Site

	ROG	NOx	CO	SO2	Fugitive PM10	Exhaust PM10	PM10 Total	Fugitive PM2.5	Exhaust PM2.5	PM2.5 Total	Bio- CO2	NBio- CO2	Total CO2	CH4	N2O	CO2e
Category	lb/day										lb/day					
Off-Road	0.7203	5.9683	6.9052	0.0184		0.2341	0.2341		0.2154	0.2154	0.0000	1,781.9512	1,781.9512	0.5763		1,796.3592
Total	0.7203	5.9683	6.9052	0.0184		0.2341	0.2341		0.2154	0.2154	0.0000	1,781.9512	1,781.9512	0.5763		1,796.3592

CalEEMod Version: CalEEMod.2016.3.2

Page 102 of 120

Date: 2/11/2021 2:04 PM

Estrella Substation and Paso Robles Area Reinforcement Project - San Luis Obispo County, Winter

3.31 70-kV Substation Install Yard Rock - 2023**Mitigated Construction Off-Site**

	ROG	NOx	CO	SO2	Fugitive PM10	Exhaust PM10	PM10 Total	Fugitive PM2.5	Exhaust PM2.5	PM2.5 Total	Bio- CO2	NBio- CO2	Total CO2	CH4	N2O	CO2e
Category	lb/day										lb/day					
Hauling	0.0000	0.0000	0.0000	0.0000	0.0000	0.0000	0.0000	0.0000	0.0000	0.0000		0.0000	0.0000	0.0000		0.0000
Vendor	0.0612	1.7700	0.5824	6.7500e-003	0.1925	4.1700e-003	0.1967	0.0554	3.9800e-003	0.0594		720.1190	720.1190	0.0305		720.8624
Worker	0.0394	0.0280	0.2547	7.4000e-004	0.0913	5.5000e-004	0.0918	0.0242	5.1000e-004	0.0247		73.4333	73.4333	1.9700e-003		73.4826
Total	0.1006	1.7980	0.8370	7.4900e-003	0.2838	4.7200e-003	0.2886	0.0796	4.4900e-003	0.0841		793.5523	793.5523	0.0325		794.3650

3.32 230-kV Substation Cleanup and Restoration - 2023**Unmitigated Construction On-Site**

	ROG	NOx	CO	SO2	Fugitive PM10	Exhaust PM10	PM10 Total	Fugitive PM2.5	Exhaust PM2.5	PM2.5 Total	Bio- CO2	NBio- CO2	Total CO2	CH4	N2O	CO2e
Category	lb/day										lb/day					
Fugitive Dust					0.0000	0.0000	0.0000	0.0000	0.0000	0.0000			0.0000			0.0000
Off-Road	0.2353	2.3090	3.1169	4.2600e-003		0.1235	0.1235		0.1137	0.1137		412.1960	412.1960	0.1333		415.5288
Total	0.2353	2.3090	3.1169	4.2600e-003	0.0000	0.1235	0.1235	0.0000	0.1137	0.1137		412.1960	412.1960	0.1333		415.5288

CalEEMod Version: CalEEMod.2016.3.2

Page 103 of 120

Date: 2/11/2021 2:04 PM

Estrella Substation and Paso Robles Area Reinforcement Project - San Luis Obispo County, Winter

3.32 230-kV Substation Cleanup and Restoration - 2023**Unmitigated Construction Off-Site**

	ROG	NOx	CO	SO2	Fugitive PM10	Exhaust PM10	PM10 Total	Fugitive PM2.5	Exhaust PM2.5	PM2.5 Total	Bio- CO2	NBio- CO2	Total CO2	CH4	N2O	CO2e
Category	lb/day										lb/day					
Hauling	0.0000	0.0000	0.0000	0.0000	0.0000	0.0000	0.0000	0.0000	0.0000	0.0000		0.0000	0.0000	0.0000		0.0000
Vendor	0.1109	3.2082	1.0555	0.0122	0.3490	7.5500e-003	0.3565	0.1004	7.2200e-003	0.1076		1,305.2157	1,305.2157	0.0554		1,306.5994
Worker	0.0217	0.0150	0.1395	3.8000e-004	0.0468	2.9000e-004	0.0471	0.0124	2.7000e-004	0.0127		37.9738	37.9738	1.0500e-003		38.0001
Total	0.1326	3.2232	1.1950	0.0126	0.3957	7.8400e-003	0.4036	0.1128	7.4900e-003	0.1203		1,343.1895	1,343.1895	0.0564		1,344.5995

Mitigated Construction On-Site

	ROG	NOx	CO	SO2	Fugitive PM10	Exhaust PM10	PM10 Total	Fugitive PM2.5	Exhaust PM2.5	PM2.5 Total	Bio- CO2	NBio- CO2	Total CO2	CH4	N2O	CO2e
Category	lb/day										lb/day					
Fugitive Dust					0.0000	0.0000	0.0000	0.0000	0.0000	0.0000			0.0000			0.0000
Off-Road	0.2353	2.3090	3.1169	4.2600e-003		0.1235	0.1235		0.1137	0.1137	0.0000	412.1960	412.1960	0.1333		415.5288
Total	0.2353	2.3090	3.1169	4.2600e-003	0.0000	0.1235	0.1235	0.0000	0.1137	0.1137	0.0000	412.1960	412.1960	0.1333		415.5288

CalEEMod Version: CalEEMod.2016.3.2

Page 104 of 120

Date: 2/11/2021 2:04 PM

Estrella Substation and Paso Robles Area Reinforcement Project - San Luis Obispo County, Winter

3.32 230-kV Substation Cleanup and Restoration - 2023**Mitigated Construction Off-Site**

	ROG	NOx	CO	SO2	Fugitive PM10	Exhaust PM10	PM10 Total	Fugitive PM2.5	Exhaust PM2.5	PM2.5 Total	Bio- CO2	NBio- CO2	Total CO2	CH4	N2O	CO2e
Category	lb/day										lb/day					
Hauling	0.0000	0.0000	0.0000	0.0000	0.0000	0.0000	0.0000	0.0000	0.0000	0.0000		0.0000	0.0000	0.0000		0.0000
Vendor	0.1109	3.2082	1.0555	0.0122	0.3490	7.5500e-003	0.3565	0.1004	7.2200e-003	0.1076		1,305.2157	1,305.2157	0.0554		1,306.5994
Worker	0.0217	0.0150	0.1395	3.8000e-004	0.0468	2.9000e-004	0.0471	0.0124	2.7000e-004	0.0127		37.9738	37.9738	1.0500e-003		38.0001
Total	0.1326	3.2232	1.1950	0.0126	0.3957	7.8400e-003	0.4036	0.1128	7.4900e-003	0.1203		1,343.1895	1,343.1895	0.0564		1,344.5995

3.33 70-kV Cleanup and Restoration - 2023**Unmitigated Construction On-Site**

	ROG	NOx	CO	SO2	Fugitive PM10	Exhaust PM10	PM10 Total	Fugitive PM2.5	Exhaust PM2.5	PM2.5 Total	Bio- CO2	NBio- CO2	Total CO2	CH4	N2O	CO2e
Category	lb/day										lb/day					
Fugitive Dust					0.0000	0.0000	0.0000	0.0000	0.0000	0.0000			0.0000			0.0000
Off-Road	0.0000	0.0000	0.0000	0.0000		0.0000	0.0000		0.0000	0.0000		0.0000	0.0000	0.0000		0.0000
Total	0.0000	0.0000	0.0000	0.0000	0.0000	0.0000	0.0000	0.0000	0.0000	0.0000		0.0000	0.0000	0.0000		0.0000

CalEEMod Version: CalEEMod.2016.3.2

Page 105 of 120

Date: 2/11/2021 2:04 PM

Estrella Substation and Paso Robles Area Reinforcement Project - San Luis Obispo County, Winter

3.33 70-kV Cleanup and Restoration - 2023**Unmitigated Construction Off-Site**

	ROG	NOx	CO	SO2	Fugitive PM10	Exhaust PM10	PM10 Total	Fugitive PM2.5	Exhaust PM2.5	PM2.5 Total	Bio- CO2	NBio- CO2	Total CO2	CH4	N2O	CO2e
Category	lb/day										lb/day					
Hauling	0.0000	0.0000	0.0000	0.0000	0.0000	0.0000	0.0000	0.0000	0.0000	0.0000		0.0000	0.0000	0.0000		0.0000
Vendor	0.0000	0.0000	0.0000	0.0000	0.0000	0.0000	0.0000	0.0000	0.0000	0.0000		0.0000	0.0000	0.0000		0.0000
Worker	0.0283	0.0196	0.1819	5.0000e-004	0.0619	3.9000e-004	0.0623	0.0164	3.6000e-004	0.0168		50.1890	50.1890	1.3800e-003		50.2236
Total	0.0283	0.0196	0.1819	5.0000e-004	0.0619	3.9000e-004	0.0623	0.0164	3.6000e-004	0.0168		50.1890	50.1890	1.3800e-003		50.2236

Mitigated Construction On-Site

	ROG	NOx	CO	SO2	Fugitive PM10	Exhaust PM10	PM10 Total	Fugitive PM2.5	Exhaust PM2.5	PM2.5 Total	Bio- CO2	NBio- CO2	Total CO2	CH4	N2O	CO2e
Category	lb/day										lb/day					
Fugitive Dust					0.0000	0.0000	0.0000	0.0000	0.0000	0.0000			0.0000			0.0000
Off-Road	0.0000	0.0000	0.0000	0.0000		0.0000	0.0000		0.0000	0.0000	0.0000	0.0000	0.0000	0.0000		0.0000
Total	0.0000	0.0000	0.0000	0.0000	0.0000	0.0000	0.0000	0.0000	0.0000	0.0000	0.0000	0.0000	0.0000	0.0000		0.0000

CalEEMod Version: CalEEMod.2016.3.2

Page 106 of 120

Date: 2/11/2021 2:04 PM

Estrella Substation and Paso Robles Area Reinforcement Project - San Luis Obispo County, Winter

3.33 70-kV Cleanup and Restoration - 2023**Mitigated Construction Off-Site**

	ROG	NOx	CO	SO2	Fugitive PM10	Exhaust PM10	PM10 Total	Fugitive PM2.5	Exhaust PM2.5	PM2.5 Total	Bio- CO2	NBio- CO2	Total CO2	CH4	N2O	CO2e
Category	lb/day										lb/day					
Hauling	0.0000	0.0000	0.0000	0.0000	0.0000	0.0000	0.0000	0.0000	0.0000	0.0000		0.0000	0.0000	0.0000		0.0000
Vendor	0.0000	0.0000	0.0000	0.0000	0.0000	0.0000	0.0000	0.0000	0.0000	0.0000		0.0000	0.0000	0.0000		0.0000
Worker	0.0283	0.0196	0.1819	5.0000e-004	0.0619	3.9000e-004	0.0623	0.0164	3.6000e-004	0.0168		50.1890	50.1890	1.3800e-003		50.2236
Total	0.0283	0.0196	0.1819	5.0000e-004	0.0619	3.9000e-004	0.0623	0.0164	3.6000e-004	0.0168		50.1890	50.1890	1.3800e-003		50.2236

3.34 70-kV Substation Testing and Commissioning - 2023**Unmitigated Construction On-Site**

	ROG	NOx	CO	SO2	Fugitive PM10	Exhaust PM10	PM10 Total	Fugitive PM2.5	Exhaust PM2.5	PM2.5 Total	Bio- CO2	NBio- CO2	Total CO2	CH4	N2O	CO2e
Category	lb/day										lb/day					
Off-Road	0.0000	0.0000	0.0000	0.0000		0.0000	0.0000		0.0000	0.0000		0.0000	0.0000	0.0000		0.0000
Total	0.0000	0.0000	0.0000	0.0000		0.0000	0.0000		0.0000	0.0000		0.0000	0.0000	0.0000		0.0000

CalEEMod Version: CalEEMod.2016.3.2

Page 107 of 120

Date: 2/11/2021 2:04 PM

Estrella Substation and Paso Robles Area Reinforcement Project - San Luis Obispo County, Winter

3.34 70-kV Substation Testing and Commissioning - 2023**Unmitigated Construction Off-Site**

	ROG	NOx	CO	SO2	Fugitive PM10	Exhaust PM10	PM10 Total	Fugitive PM2.5	Exhaust PM2.5	PM2.5 Total	Bio- CO2	NBio- CO2	Total CO2	CH4	N2O	CO2e
Category	lb/day										lb/day					
Hauling	0.0000	0.0000	0.0000	0.0000	0.0000	0.0000	0.0000	0.0000	0.0000	0.0000		0.0000	0.0000	0.0000		0.0000
Vendor	7.8500e-003	0.2213	0.0728	8.4000e-004	0.0241	5.2000e-004	0.0246	6.9200e-003	5.0000e-004	7.4200e-003		90.0149	90.0149	3.8200e-003		90.1103
Worker	0.0349	0.0243	0.2243	6.3000e-004	0.0772	4.8000e-004	0.0776	0.0205	4.4000e-004	0.0209		62.4279	62.4279	1.7100e-003		62.4707
Total	0.0425	0.2455	0.2971	1.4700e-003	0.1012	1.0000e-003	0.1022	0.0274	9.4000e-004	0.0283		152.4428	152.4428	5.5300e-003		152.5810

Mitigated Construction On-Site

	ROG	NOx	CO	SO2	Fugitive PM10	Exhaust PM10	PM10 Total	Fugitive PM2.5	Exhaust PM2.5	PM2.5 Total	Bio- CO2	NBio- CO2	Total CO2	CH4	N2O	CO2e
Category	lb/day										lb/day					
Off-Road	0.0000	0.0000	0.0000	0.0000		0.0000	0.0000		0.0000	0.0000	0.0000	0.0000	0.0000	0.0000		0.0000
Total	0.0000	0.0000	0.0000	0.0000		0.0000	0.0000		0.0000	0.0000	0.0000	0.0000	0.0000	0.0000		0.0000

CalEEMod Version: CalEEMod.2016.3.2

Page 108 of 120

Date: 2/11/2021 2:04 PM

Estrella Substation and Paso Robles Area Reinforcement Project - San Luis Obispo County, Winter

3.34 70-kV Substation Testing and Commissioning - 2023**Mitigated Construction Off-Site**

	ROG	NOx	CO	SO2	Fugitive PM10	Exhaust PM10	PM10 Total	Fugitive PM2.5	Exhaust PM2.5	PM2.5 Total	Bio- CO2	NBio- CO2	Total CO2	CH4	N2O	CO2e
Category	lb/day										lb/day					
Hauling	0.0000	0.0000	0.0000	0.0000	0.0000	0.0000	0.0000	0.0000	0.0000	0.0000		0.0000	0.0000	0.0000		0.0000
Vendor	7.8500e-003	0.2213	0.0728	8.4000e-004	0.0241	5.2000e-004	0.0246	6.9200e-003	5.0000e-004	7.4200e-003		90.0149	90.0149	3.8200e-003		90.1103
Worker	0.0349	0.0243	0.2243	6.3000e-004	0.0772	4.8000e-004	0.0776	0.0205	4.4000e-004	0.0209		62.4279	62.4279	1.7100e-003		62.4707
Total	0.0425	0.2455	0.2971	1.4700e-003	0.1012	1.0000e-003	0.1022	0.0274	9.4000e-004	0.0283		152.4428	152.4428	5.5300e-003		152.5810

3.35 70-kV Power Line Conductor Installation - 2023**Unmitigated Construction On-Site**

	ROG	NOx	CO	SO2	Fugitive PM10	Exhaust PM10	PM10 Total	Fugitive PM2.5	Exhaust PM2.5	PM2.5 Total	Bio- CO2	NBio- CO2	Total CO2	CH4	N2O	CO2e
Category	lb/day										lb/day					
Off-Road	2.4583	21.0710	16.4869	0.0538		0.8689	0.8689		0.7994	0.7994		5,204.5755	5,204.5755	1.6833		5,246.6571
Total	2.4583	21.0710	16.4869	0.0538		0.8689	0.8689		0.7994	0.7994		5,204.5755	5,204.5755	1.6833		5,246.6571

CalEEMod Version: CalEEMod.2016.3.2

Page 109 of 120

Date: 2/11/2021 2:04 PM

Estrella Substation and Paso Robles Area Reinforcement Project - San Luis Obispo County, Winter

3.35 70-kV Power Line Conductor Installation - 2023**Unmitigated Construction Off-Site**

	ROG	NOx	CO	SO2	Fugitive PM10	Exhaust PM10	PM10 Total	Fugitive PM2.5	Exhaust PM2.5	PM2.5 Total	Bio- CO2	NBio- CO2	Total CO2	CH4	N2O	CO2e
Category	lb/day										lb/day					
Hauling	0.0000	0.0000	0.0000	0.0000	0.0000	0.0000	0.0000	0.0000	0.0000	0.0000		0.0000	0.0000	0.0000		0.0000
Vendor	0.0382	1.1063	0.3640	4.2200e-003	0.1203	2.6000e-003	0.1229	0.0346	2.4900e-003	0.0371		450.0744	450.0744	0.0191		450.5515
Worker	0.0938	0.0654	0.6039	1.6900e-003	0.2084	1.2900e-003	0.2097	0.0553	1.1900e-003	0.0565		168.5571	168.5571	4.6100e-003		168.6724
Total	0.1320	1.1717	0.9679	5.9100e-003	0.3288	3.8900e-003	0.3326	0.0899	3.6800e-003	0.0936		618.6315	618.6315	0.0237		619.2240

Mitigated Construction On-Site

	ROG	NOx	CO	SO2	Fugitive PM10	Exhaust PM10	PM10 Total	Fugitive PM2.5	Exhaust PM2.5	PM2.5 Total	Bio- CO2	NBio- CO2	Total CO2	CH4	N2O	CO2e
Category	lb/day										lb/day					
Off-Road	2.4583	21.0710	16.4869	0.0538		0.8689	0.8689		0.7994	0.7994	0.0000	5,204.5755	5,204.5755	1.6833		5,246.6571
Total	2.4583	21.0710	16.4869	0.0538		0.8689	0.8689		0.7994	0.7994	0.0000	5,204.5755	5,204.5755	1.6833		5,246.6571

CalEEMod Version: CalEEMod.2016.3.2

Page 110 of 120

Date: 2/11/2021 2:04 PM

Estrella Substation and Paso Robles Area Reinforcement Project - San Luis Obispo County, Winter

3.35 70-kV Power Line Conductor Installation - 2023**Mitigated Construction Off-Site**

	ROG	NOx	CO	SO2	Fugitive PM10	Exhaust PM10	PM10 Total	Fugitive PM2.5	Exhaust PM2.5	PM2.5 Total	Bio- CO2	NBio- CO2	Total CO2	CH4	N2O	CO2e
Category	lb/day										lb/day					
Hauling	0.0000	0.0000	0.0000	0.0000	0.0000	0.0000	0.0000	0.0000	0.0000	0.0000		0.0000	0.0000	0.0000		0.0000
Vendor	0.0382	1.1063	0.3640	4.2200e-003	0.1203	2.6000e-003	0.1229	0.0346	2.4900e-003	0.0371		450.0744	450.0744	0.0191		450.5515
Worker	0.0938	0.0654	0.6039	1.6900e-003	0.2084	1.2900e-003	0.2097	0.0553	1.1900e-003	0.0565		168.5571	168.5571	4.6100e-003		168.6724
Total	0.1320	1.1717	0.9679	5.9100e-003	0.3288	3.8900e-003	0.3326	0.0899	3.6800e-003	0.0936		618.6315	618.6315	0.0237		619.2240

3.35 70-kV Power Line Conductor Installation - 2024**Unmitigated Construction On-Site**

	ROG	NOx	CO	SO2	Fugitive PM10	Exhaust PM10	PM10 Total	Fugitive PM2.5	Exhaust PM2.5	PM2.5 Total	Bio- CO2	NBio- CO2	Total CO2	CH4	N2O	CO2e
Category	lb/day										lb/day					
Off-Road	2.3759	19.5109	16.2391	0.0538		0.7922	0.7922		0.7288	0.7288		5,205.8190	5,205.8190	1.6837		5,247.9107
Total	2.3759	19.5109	16.2391	0.0538		0.7922	0.7922		0.7288	0.7288		5,205.8190	5,205.8190	1.6837		5,247.9107

CalEEMod Version: CalEEMod.2016.3.2

Page 111 of 120

Date: 2/11/2021 2:04 PM

Estrella Substation and Paso Robles Area Reinforcement Project - San Luis Obispo County, Winter

3.35 70-kV Power Line Conductor Installation - 2024**Unmitigated Construction Off-Site**

	ROG	NOx	CO	SO2	Fugitive PM10	Exhaust PM10	PM10 Total	Fugitive PM2.5	Exhaust PM2.5	PM2.5 Total	Bio- CO2	NBio- CO2	Total CO2	CH4	N2O	CO2e
Category	lb/day										lb/day					
Hauling	0.0000	0.0000	0.0000	0.0000	0.0000	0.0000	0.0000	0.0000	0.0000	0.0000		0.0000	0.0000	0.0000		0.0000
Vendor	0.0365	1.0691	0.3463	4.1900e-003	0.1204	2.4100e-003	0.1228	0.0346	2.3000e-003	0.0369		447.6140	447.6140	0.0193		448.0965
Worker	0.0884	0.0590	0.5556	1.6300e-003	0.2084	1.2600e-003	0.2097	0.0553	1.1600e-003	0.0565		162.0112	162.0112	4.1300e-003		162.1145
Total	0.1249	1.1281	0.9020	5.8200e-003	0.3288	3.6700e-003	0.3324	0.0899	3.4600e-003	0.0934		609.6252	609.6252	0.0234		610.2111

Mitigated Construction On-Site

	ROG	NOx	CO	SO2	Fugitive PM10	Exhaust PM10	PM10 Total	Fugitive PM2.5	Exhaust PM2.5	PM2.5 Total	Bio- CO2	NBio- CO2	Total CO2	CH4	N2O	CO2e
Category	lb/day										lb/day					
Off-Road	2.3759	19.5109	16.2391	0.0538		0.7922	0.7922		0.7288	0.7288	0.0000	5,205.8190	5,205.8190	1.6837		5,247.9107
Total	2.3759	19.5109	16.2391	0.0538		0.7922	0.7922		0.7288	0.7288	0.0000	5,205.8190	5,205.8190	1.6837		5,247.9107

CalEEMod Version: CalEEMod.2016.3.2

Page 112 of 120

Date: 2/11/2021 2:04 PM

Estrella Substation and Paso Robles Area Reinforcement Project - San Luis Obispo County, Winter

3.35 70-kV Power Line Conductor Installation - 2024**Mitigated Construction Off-Site**

	ROG	NOx	CO	SO2	Fugitive PM10	Exhaust PM10	PM10 Total	Fugitive PM2.5	Exhaust PM2.5	PM2.5 Total	Bio- CO2	NBio- CO2	Total CO2	CH4	N2O	CO2e
Category	lb/day										lb/day					
Hauling	0.0000	0.0000	0.0000	0.0000	0.0000	0.0000	0.0000	0.0000	0.0000	0.0000		0.0000	0.0000	0.0000		0.0000
Vendor	0.0365	1.0691	0.3463	4.1900e-003	0.1204	2.4100e-003	0.1228	0.0346	2.3000e-003	0.0369		447.6140	447.6140	0.0193		448.0965
Worker	0.0884	0.0590	0.5556	1.6300e-003	0.2084	1.2600e-003	0.2097	0.0553	1.1600e-003	0.0565		162.0112	162.0112	4.1300e-003		162.1145
Total	0.1249	1.1281	0.9020	5.8200e-003	0.3288	3.6700e-003	0.3324	0.0899	3.4600e-003	0.0934		609.6252	609.6252	0.0234		610.2111

3.36 70-kV Power Line Clean-up and Restoration - 2024**Unmitigated Construction On-Site**

	ROG	NOx	CO	SO2	Fugitive PM10	Exhaust PM10	PM10 Total	Fugitive PM2.5	Exhaust PM2.5	PM2.5 Total	Bio- CO2	NBio- CO2	Total CO2	CH4	N2O	CO2e
Category	lb/day										lb/day					
Fugitive Dust					0.3977	0.0000	0.3977	0.0429	0.0000	0.0429			0.0000			0.0000
Off-Road	0.3379	3.8409	2.3601	6.5200e-003		0.1343	0.1343		0.1236	0.1236		631.2640	631.2640	0.2042		636.3681
Total	0.3379	3.8409	2.3601	6.5200e-003	0.3977	0.1343	0.5320	0.0429	0.1236	0.1665		631.2640	631.2640	0.2042		636.3681

CalEEMod Version: CalEEMod.2016.3.2

Page 113 of 120

Date: 2/11/2021 2:04 PM

Estrella Substation and Paso Robles Area Reinforcement Project - San Luis Obispo County, Winter

3.36 70-kV Power Line Clean-up and Restoration - 2024**Unmitigated Construction Off-Site**

	ROG	NOx	CO	SO2	Fugitive PM10	Exhaust PM10	PM10 Total	Fugitive PM2.5	Exhaust PM2.5	PM2.5 Total	Bio- CO2	NBio- CO2	Total CO2	CH4	N2O	CO2e
Category	lb/day										lb/day					
Hauling	0.0000	0.0000	0.0000	0.0000	0.0000	0.0000	0.0000	0.0000	0.0000	0.0000		0.0000	0.0000	0.0000		0.0000
Vendor	0.0255	0.7484	0.2424	2.9300e-003	0.0843	1.6900e-003	0.0859	0.0242	1.6100e-003	0.0259		313.3298	313.3298	0.0135		313.6676
Worker	0.0465	0.0313	0.2928	8.7000e-004	0.1117	6.7000e-004	0.1124	0.0296	6.1000e-004	0.0303		86.6465	86.6465	2.1900e-003		86.7013
Total	0.0721	0.7796	0.5352	3.8000e-003	0.1960	2.3600e-003	0.1984	0.0539	2.2200e-003	0.0561		399.9763	399.9763	0.0157		400.3689

Mitigated Construction On-Site

	ROG	NOx	CO	SO2	Fugitive PM10	Exhaust PM10	PM10 Total	Fugitive PM2.5	Exhaust PM2.5	PM2.5 Total	Bio- CO2	NBio- CO2	Total CO2	CH4	N2O	CO2e
Category	lb/day										lb/day					
Fugitive Dust					0.1551	0.0000	0.1551	0.0168	0.0000	0.0168			0.0000			0.0000
Off-Road	0.3379	3.8409	2.3601	6.5200e-003		0.1343	0.1343		0.1236	0.1236	0.0000	631.2640	631.2640	0.2042		636.3681
Total	0.3379	3.8409	2.3601	6.5200e-003	0.1551	0.1343	0.2894	0.0168	0.1236	0.1403	0.0000	631.2640	631.2640	0.2042		636.3681

CalEEMod Version: CalEEMod.2016.3.2

Page 114 of 120

Date: 2/11/2021 2:04 PM

Estrella Substation and Paso Robles Area Reinforcement Project - San Luis Obispo County, Winter

3.36 70-kV Power Line Clean-up and Restoration - 2024**Mitigated Construction Off-Site**

	ROG	NOx	CO	SO2	Fugitive PM10	Exhaust PM10	PM10 Total	Fugitive PM2.5	Exhaust PM2.5	PM2.5 Total	Bio- CO2	NBio- CO2	Total CO2	CH4	N2O	CO2e
Category	lb/day										lb/day					
Hauling	0.0000	0.0000	0.0000	0.0000	0.0000	0.0000	0.0000	0.0000	0.0000	0.0000		0.0000	0.0000	0.0000		0.0000
Vendor	0.0255	0.7484	0.2424	2.9300e-003	0.0843	1.6900e-003	0.0859	0.0242	1.6100e-003	0.0259		313.3298	313.3298	0.0135		313.6676
Worker	0.0465	0.0313	0.2928	8.7000e-004	0.1117	6.7000e-004	0.1124	0.0296	6.1000e-004	0.0303		86.6465	86.6465	2.1900e-003		86.7013
Total	0.0721	0.7796	0.5352	3.8000e-003	0.1960	2.3600e-003	0.1984	0.0539	2.2200e-003	0.0561		399.9763	399.9763	0.0157		400.3689

4.0 Operational Detail - Mobile**4.1 Mitigation Measures Mobile**

CalEEMod Version: CalEEMod.2016.3.2

Page 115 of 120

Date: 2/11/2021 2:04 PM

Estrella Substation and Paso Robles Area Reinforcement Project - San Luis Obispo County, Winter

	ROG	NOx	CO	SO2	Fugitive PM10	Exhaust PM10	PM10 Total	Fugitive PM2.5	Exhaust PM2.5	PM2.5 Total	Bio- CO2	NBio- CO2	Total CO2	CH4	N2O	CO2e
Category	lb/day										lb/day					
Mitigated	0.0000	0.0000	0.0000	0.0000	0.0000	0.0000	0.0000	0.0000	0.0000	0.0000		0.0000	0.0000	0.0000		0.0000
Unmitigated	0.0000	0.0000	0.0000	0.0000	0.0000	0.0000	0.0000	0.0000	0.0000	0.0000		0.0000	0.0000	0.0000		0.0000

4.2 Trip Summary Information

Land Use	Average Daily Trip Rate			Unmitigated	Mitigated
	Weekday	Saturday	Sunday	Annual VMT	Annual VMT
General Light Industry	0.00	0.00	0.00		
Total	0.00	0.00	0.00		

4.3 Trip Type Information

Land Use	Miles			Trip %			Trip Purpose %		
	H-W or C-W	H-S or C-C	H-O or C-NW	H-W or C-W	H-S or C-C	H-O or C-NW	Primary	Diverted	Pass-by
General Light Industry	13.00	5.00	5.00	59.00	28.00	13.00	92	5	3

4.4 Fleet Mix

Land Use	LDA	LDT1	LDT2	MDV	LHD1	LHD2	MHD	HHD	OBUS	UBUS	MCY	SBUS	MH
General Light Industry	0.588806	0.027737	0.198305	0.114471	0.022249	0.005748	0.012759	0.019721	0.002316	0.001163	0.004776	0.000758	0.001192

5.0 Energy Detail

CalEEMod Version: CalEEMod.2016.3.2

Page 116 of 120

Date: 2/11/2021 2:04 PM

Estrella Substation and Paso Robles Area Reinforcement Project - San Luis Obispo County, Winter

Historical Energy Use: N

5.1 Mitigation Measures Energy

	ROG	NOx	CO	SO2	Fugitive PM10	Exhaust PM10	PM10 Total	Fugitive PM2.5	Exhaust PM2.5	PM2.5 Total	Bio- CO2	NBio- CO2	Total CO2	CH4	N2O	CO2e
Category	lb/day										lb/day					
NaturalGas Mitigated	4.2200e-003	0.0384	0.0322	2.3000e-004		2.9200e-003	2.9200e-003		2.9200e-003	2.9200e-003		46.0532	46.0532	8.8000e-004	8.4000e-004	46.3269
NaturalGas Unmitigated	4.2200e-003	0.0384	0.0322	2.3000e-004		2.9200e-003	2.9200e-003		2.9200e-003	2.9200e-003		46.0532	46.0532	8.8000e-004	8.4000e-004	46.3269

5.2 Energy by Land Use - NaturalGas**Unmitigated**

	NaturalGas Use	ROG	NOx	CO	SO2	Fugitive PM10	Exhaust PM10	PM10 Total	Fugitive PM2.5	Exhaust PM2.5	PM2.5 Total	Bio- CO2	NBio- CO2	Total CO2	CH4	N2O	CO2e
Land Use	kBTU/yr	lb/day										lb/day					
General Light Industry	391.452	4.2200e-003	0.0384	0.0322	2.3000e-004		2.9200e-003	2.9200e-003		2.9200e-003	2.9200e-003		46.0532	46.0532	8.8000e-004	8.4000e-004	46.3269
Total		4.2200e-003	0.0384	0.0322	2.3000e-004		2.9200e-003	2.9200e-003		2.9200e-003	2.9200e-003		46.0532	46.0532	8.8000e-004	8.4000e-004	46.3269

CalEEMod Version: CalEEMod.2016.3.2

Page 117 of 120

Date: 2/11/2021 2:04 PM

Estrella Substation and Paso Robles Area Reinforcement Project - San Luis Obispo County, Winter

5.2 Energy by Land Use - NaturalGas**Mitigated**

	NaturalGas Use	ROG	NOx	CO	SO2	Fugitive PM10	Exhaust PM10	PM10 Total	Fugitive PM2.5	Exhaust PM2.5	PM2.5 Total	Bio- CO2	NBio- CO2	Total CO2	CH4	N2O	CO2e
Land Use	kBTU/yr	lb/day										lb/day					
General Light Industry	0.391452	4.2200e-003	0.0384	0.0322	2.3000e-004		2.9200e-003	2.9200e-003		2.9200e-003	2.9200e-003		46.0532	46.0532	8.8000e-004	8.4000e-004	46.3269
Total		4.2200e-003	0.0384	0.0322	2.3000e-004		2.9200e-003	2.9200e-003		2.9200e-003	2.9200e-003		46.0532	46.0532	8.8000e-004	8.4000e-004	46.3269

6.0 Area Detail**6.1 Mitigation Measures Area**

	ROG	NOx	CO	SO2	Fugitive PM10	Exhaust PM10	PM10 Total	Fugitive PM2.5	Exhaust PM2.5	PM2.5 Total	Bio- CO2	NBio- CO2	Total CO2	CH4	N2O	CO2e
Category	lb/day										lb/day					
Mitigated	152.9488	6.6100e-003	0.7282	5.0000e-005		2.5900e-003	2.5900e-003		2.5900e-003	2.5900e-003		1.5635	1.5635	4.0800e-003		1.6655
Unmitigated	152.9488	6.6100e-003	0.7282	5.0000e-005		2.5900e-003	2.5900e-003		2.5900e-003	2.5900e-003		1.5635	1.5635	4.0800e-003		1.6655

CalEEMod Version: CalEEMod.2016.3.2

Page 118 of 120

Date: 2/11/2021 2:04 PM

Estrella Substation and Paso Robles Area Reinforcement Project - San Luis Obispo County, Winter

6.2 Area by SubCategory**Unmitigated**

	ROG	NOx	CO	SO2	Fugitive PM10	Exhaust PM10	PM10 Total	Fugitive PM2.5	Exhaust PM2.5	PM2.5 Total	Bio- CO2	NBio- CO2	Total CO2	CH4	N2O	CO2e
SubCategory	lb/day										lb/day					
Architectural Coating	0.0000					0.0000	0.0000		0.0000	0.0000			0.0000			0.0000
Consumer Products	152.8816					0.0000	0.0000		0.0000	0.0000			0.0000			0.0000
Landscaping	0.0672	6.6100e-003	0.7282	5.0000e-005		2.5900e-003	2.5900e-003		2.5900e-003	2.5900e-003		1.5635	1.5635	4.0800e-003		1.6655
Total	152.9488	6.6100e-003	0.7282	5.0000e-005		2.5900e-003	2.5900e-003		2.5900e-003	2.5900e-003		1.5635	1.5635	4.0800e-003		1.6655

Mitigated

	ROG	NOx	CO	SO2	Fugitive PM10	Exhaust PM10	PM10 Total	Fugitive PM2.5	Exhaust PM2.5	PM2.5 Total	Bio- CO2	NBio- CO2	Total CO2	CH4	N2O	CO2e
SubCategory	lb/day										lb/day					
Architectural Coating	0.0000					0.0000	0.0000		0.0000	0.0000			0.0000			0.0000
Consumer Products	152.8816					0.0000	0.0000		0.0000	0.0000			0.0000			0.0000
Landscaping	0.0672	6.6100e-003	0.7282	5.0000e-005		2.5900e-003	2.5900e-003		2.5900e-003	2.5900e-003		1.5635	1.5635	4.0800e-003		1.6655
Total	152.9488	6.6100e-003	0.7282	5.0000e-005		2.5900e-003	2.5900e-003		2.5900e-003	2.5900e-003		1.5635	1.5635	4.0800e-003		1.6655

CalEEMod Version: CalEEMod.2016.3.2

Page 119 of 120

Date: 2/11/2021 2:04 PM

Estrella Substation and Paso Robles Area Reinforcement Project - San Luis Obispo County, Winter

7.0 Water Detail**7.1 Mitigation Measures Water****8.0 Waste Detail****8.1 Mitigation Measures Waste****9.0 Operational Offroad**

Equipment Type	Number	Hours/Day	Days/Year	Horse Power	Load Factor	Fuel Type
Off-Highway Trucks	1	4.00	13	402	0.38	Diesel
Off-Highway Trucks	1	4.00	12	402	0.38	Diesel
Other General Industrial Equipment	1	8.00	2	400	0.34	Diesel

UnMitigated/Mitigated

	ROG	NOx	CO	SO2	Fugitive PM10	Exhaust PM10	PM10 Total	Fugitive PM2.5	Exhaust PM2.5	PM2.5 Total	Bio- CO2	NBio- CO2	Total CO2	CH4	N2O	CO2e
Equipment Type	lb/day										lb/day					
Off-Highway Trucks	0.4970	3.3279	3.2502	0.0132		0.1198	0.1198		0.1102	0.1102		1,280.3504	1,280.3504	0.4141		1,280.7027
Other General Industrial Equipment	0.3779	2.7653	2.6630	0.0117		0.0948	0.0948		0.0872	0.0872		1,134.3814	1,134.3814	0.3669		1,143.5535
Total	0.8750	6.0932	5.9132	0.0250		0.2146	0.2146		0.1974	0.1974		2,414.7318	2,414.7318	0.7810		2,434.2562

10.0 Stationary Equipment

CalEEMod Version: CalEEMod.2016.3.2

Page 120 of 120

Date: 2/11/2021 2:04 PM

Estrella Substation and Paso Robles Area Reinforcement Project - San Luis Obispo County, Winter

Fire Pumps and Emergency Generators

Equipment Type	Number	Hours/Day	Hours/Year	Horse Power	Load Factor	Fuel Type
----------------	--------	-----------	------------	-------------	-------------	-----------

Boilers

Equipment Type	Number	Heat Input/Day	Heat Input/Year	Boiler Rating	Fuel Type
----------------	--------	----------------	-----------------	---------------	-----------

User Defined Equipment

Equipment Type	Number
----------------	--------

11.0 Vegetation

CalEEMod Version: CalEEMod.2016.3.2

Page 1 of 120

Date: 2/11/2021 2:11 PM

Estrella Substation and Paso Robles Area Reinforcement Project - San Luis Obispo County, Summer

Estrella Substation and Paso Robles Area Reinforcement Project
San Luis Obispo County, Summer

1.0 Project Characteristics**1.1 Land Usage**

Land Uses	Size	Metric	Lot Acreage	Floor Surface Area	Population
General Light Industry	7,144.00	1000sqft	164.00	7,144,000.00	0

1.2 Other Project Characteristics

Urbanization	Urban	Wind Speed (m/s)	3.2	Precipitation Freq (Days)	44
Climate Zone	4			Operational Year	2024
Utility Company	Pacific Gas & Electric Company				
CO2 Intensity (lb/MWhr)	641.35	CH4 Intensity (lb/MWhr)	0.029	N2O Intensity (lb/MWhr)	0.006

1.3 User Entered Comments & Non-Default Data

Project Characteristics -

Land Use - The total area in power line the easement widths, substation temp disturbance, areas for temporary staging and access roads outside of the easement equals approximately 164 acres or a 7,144,000 square feet area

Construction Phase - Based on project schedule and description

Off-road Equipment - Based on construction schedule

Off-road Equipment - Based on construction schedule

Off-road Equipment - Based on construction schedule

Off-road Equipment - Based on construction schedule

Off-road Equipment - Based on construction schedule

Off-road Equipment - Based on construction schedule

CalEEMod Version: CalEEMod.2016.3.2

Page 2 of 120

Date: 2/11/2021 2:11 PM

Estrella Substation and Paso Robles Area Reinforcement Project - San Luis Obispo County, Summer

Off-road Equipment - Based on construction schedule
Off-road Equipment - Based on construction schedule
Off-road Equipment - Based on construction schedule
Off-road Equipment - Based on construction schedule
Off-road Equipment - Based on construction schedule
Off-road Equipment - Based on construction schedule
Off-road Equipment - Based on construction schedule
Off-road Equipment - Based on construction schedule
Off-road Equipment - Based on equipment roster for the project.
Off-road Equipment - Based on construction schedule
Off-road Equipment - Based on construction schedule
Off-road Equipment - Based on construction schedule
Off-road Equipment - Based on construction schedule
Off-road Equipment - Based on construction schedule
Off-road Equipment - Based on construction schedule
Off-road Equipment - Based on construction schedule
Off-road Equipment - Based on construction schedule
Off-road Equipment - Based on construction schedule
Off-road Equipment - Based on construction schedule
Off-road Equipment - Based on construction schedule
Off-road Equipment - Based on construction schedule
Off-road Equipment - Based on construction schedule
Off-road Equipment - Based on construction schedule
Off-road Equipment - Based on construction schedule
Off-road Equipment - Based on construction schedule
Off-road Equipment - Based on construction schedule
Off-road Equipment - Based on construction schedule
Off-road Equipment - Based on construction schedule
Off-road Equipment - Based on construction schedule
Off-road Equipment - Based on construction schedule
Off-road Equipment - Based on construction schedule

CalEEMod Version: CalEEMod.2016.3.2

Page 3 of 120

Date: 2/11/2021 2:11 PM

Estrella Substation and Paso Robles Area Reinforcement Project - San Luis Obispo County, Summer

Off-road Equipment - Based on construction schedule

Off-road Equipment - Based on construction schedule

Trips and VMT - Based on equipment roster and schedule provided

On-road Fugitive Dust - Per the user guide 9.3% silt content should be used for the San Luis Obispo region

Grading - Based on grading and material movement for the project.

Vehicle Trips - Unmanned operation

Vehicle Emission Factors -

Vehicle Emission Factors -

Vehicle Emission Factors -

Consumer Products - No consumer product utilization was assumed for the project

Area Coating - No architectural coating is assumed for the project

Energy Use - Energy intensity factors scaled down to match the area occupied by the 230kV Substation Control Enclosure approximately 14 feet wide, 48 feet long, and the 70 kV Substation Control Enclosure approximately 16 feet wide and 64 feet long.

Water And Wastewater - Unmanned facility - No water use is expected

Solid Waste - No solid waste generation is expected

Construction Off-road Equipment Mitigation - At a minimum, the off-road equipment fleet shall meet the CARB off-road emissions average for that calendar year and ensure that quarterly DPM emissions are less than the SLOCAPCD significance thresholds.

Operational Off-Road Equipment - Assumes monthly inspections and an annual maintenance on the substation components. Helicopter emissions are represented as Other general industrial equipment with hp increased to 400

Fleet Mix -

Stationary Sources - Emergency Generators and Fire Pumps -

Table Name	Column Name	Default Value	New Value
tbiAreaCoating	Area_Nonresidential_Exterior	3572000	0
tbiAreaCoating	Area_Nonresidential_Interior	10716000	0
tbiConstEquipMitigation	NumberOfEquipmentMitigated	0.00	6.00
tbiConstEquipMitigation	NumberOfEquipmentMitigated	0.00	4.00
tbiConstEquipMitigation	NumberOfEquipmentMitigated	0.00	16.00

CalEEMod Version: CalEEMod.2016.3.2

Page 4 of 120

Date: 2/11/2021 2:11 PM

Estrella Substation and Paso Robles Area Reinforcement Project - San Luis Obispo County, Summer

tblConstEquipMitigation	NumberOfEquipmentMitigated	0.00	5.00
tblConstEquipMitigation	NumberOfEquipmentMitigated	0.00	1.00
tblConstEquipMitigation	NumberOfEquipmentMitigated	0.00	9.00
tblConstEquipMitigation	NumberOfEquipmentMitigated	0.00	50.00
tblConstEquipMitigation	NumberOfEquipmentMitigated	0.00	5.00
tblConstEquipMitigation	NumberOfEquipmentMitigated	0.00	2.00
tblConstEquipMitigation	NumberOfEquipmentMitigated	0.00	1.00
tblConstEquipMitigation	NumberOfEquipmentMitigated	0.00	1.00
tblConstEquipMitigation	NumberOfEquipmentMitigated	0.00	1.00
tblConstEquipMitigation	NumberOfEquipmentMitigated	0.00	3.00
tblConstEquipMitigation	NumberOfEquipmentMitigated	0.00	19.00
tblConstEquipMitigation	NumberOfEquipmentMitigated	0.00	3.00
tblConstructionPhase	NumDays	3,100.00	48.00
tblConstructionPhase	NumDays	3,100.00	48.00
tblConstructionPhase	NumDays	3,100.00	24.00
tblConstructionPhase	NumDays	3,100.00	24.00
tblConstructionPhase	NumDays	3,100.00	18.00
tblConstructionPhase	NumDays	3,100.00	24.00
tblConstructionPhase	NumDays	3,100.00	30.00
tblConstructionPhase	NumDays	3,100.00	12.00
tblConstructionPhase	NumDays	3,100.00	24.00
tblConstructionPhase	NumDays	3,100.00	48.00
tblConstructionPhase	NumDays	3,100.00	6.00
tblConstructionPhase	NumDays	3,100.00	18.00
tblConstructionPhase	NumDays	3,100.00	6.00
tblConstructionPhase	NumDays	3,100.00	6.00
tblConstructionPhase	NumDays	3,100.00	12.00

CalEEMod Version: CalEEMod.2016.3.2

Page 5 of 120

Date: 2/11/2021 2:11 PM

Estrella Substation and Paso Robles Area Reinforcement Project - San Luis Obispo County, Summer

tblConstructionPhase	NumDays	3,100.00	30.00
tblConstructionPhase	NumDays	3,100.00	18.00
tblConstructionPhase	NumDays	3,100.00	216.00
tblConstructionPhase	NumDays	3,100.00	12.00
tblConstructionPhase	NumDays	3,100.00	48.00
tblConstructionPhase	NumDays	3,100.00	72.00
tblConstructionPhase	NumDays	3,100.00	144.00
tblConstructionPhase	NumDays	3,100.00	12.00
tblConstructionPhase	NumDays	3,100.00	120.00
tblConstructionPhase	NumDays	3,100.00	36.00
tblConstructionPhase	NumDays	310.00	24.00
tblConstructionPhase	NumDays	120.00	12.00
tblConstructionPhase	NumDays	120.00	12.00
tblConstructionPhase	NumDays	120.00	12.00
tblConstructionPhase	NumDays	120.00	12.00
tblConstructionPhase	NumDays	120.00	12.00
tblConstructionPhase	NumDays	120.00	18.00
tblConstructionPhase	NumDays	120.00	12.00
tblConstructionPhase	NumDays	120.00	12.00
tblConstructionPhase	NumDays	120.00	12.00
tblConstructionPhase	NumDaysWeek	5.00	6.00
tblConstructionPhase	NumDaysWeek	5.00	6.00
tblConstructionPhase	NumDaysWeek	5.00	6.00
tblConstructionPhase	NumDaysWeek	5.00	6.00
tblConstructionPhase	NumDaysWeek	5.00	6.00
tblConstructionPhase	NumDaysWeek	5.00	6.00
tblConstructionPhase	NumDaysWeek	5.00	6.00

Date: 2/11/2021 2:11 PM

[illegible]

CalEEMod Version: CalEEMod.2016.3.2

Page 7 of 120

Date: 2/11/2021 2:11 PM

Estrella Substation and Paso Robles Area Reinforcement Project - San Luis Obispo County, Summer

tblConstructionPhase	NumDaysWeek	5.00	6.00
tblEnergyUse	LightingElect	3.08	0.01
tblEnergyUse	NT24E	3.70	0.01
tblEnergyUse	NT24NG	6.67	0.01
tblEnergyUse	T24E	1.48	0.01
tblEnergyUse	T24NG	19.71	0.01
tblGrading	AcresOfGrading	36.00	27.00
tblGrading	AcresOfGrading	4.50	9.00
tblGrading	AcresOfGrading	9.00	18.00
tblGrading	AcresOfGrading	4.50	9.00
tblGrading	MaterialExported	0.00	828.00
tblGrading	MaterialImported	0.00	3,140.00
tblOffRoadEquipment	HorsePower	63.00	62.00
tblOffRoadEquipment	HorsePower	63.00	62.00
tblOffRoadEquipment	HorsePower	63.00	62.00
tblOffRoadEquipment	HorsePower	63.00	62.00
tblOffRoadEquipment	OffRoadEquipmentUnitAmount	1.00	3.00
tblOffRoadEquipment	OffRoadEquipmentUnitAmount	1.00	3.00
tblOffRoadEquipment	OffRoadEquipmentUnitAmount	1.00	3.00
tblOffRoadEquipment	OffRoadEquipmentUnitAmount	1.00	3.00
tblOffRoadEquipment	OffRoadEquipmentUnitAmount	3.00	1.00
tblOffRoadEquipment	OffRoadEquipmentUnitAmount	3.00	1.00
tblOffRoadEquipment	OffRoadEquipmentUnitAmount	2.00	1.00
tblOffRoadEquipment	OffRoadEquipmentUnitAmount	3.00	1.00
tblOffRoadEquipment	OffRoadEquipmentUnitAmount	3.00	1.00
tblOffRoadEquipment	OffRoadEquipmentUnitAmount	3.00	1.00
tblOffRoadEquipment	OffRoadEquipmentUnitAmount	3.00	1.00

CalEEMod Version: CalEEMod.2016.3.2

Page 8 of 120

Date: 2/11/2021 2:11 PM

Estrella Substation and Paso Robles Area Reinforcement Project - San Luis Obispo County, Summer

tblOffRoadEquipment	OffRoadEquipmentUnitAmount	3.00	1.00
tblOffRoadEquipment	OffRoadEquipmentUnitAmount	3.00	2.00
tblOffRoadEquipment	OffRoadEquipmentUnitAmount	3.00	1.00
tblOffRoadEquipment	OffRoadEquipmentUnitAmount	3.00	1.00
tblOffRoadEquipment	OffRoadEquipmentUnitAmount	3.00	1.00
tblOffRoadEquipment	OffRoadEquipmentUnitAmount	4.00	1.00
tblOffRoadEquipment	OffRoadEquipmentUnitAmount	4.00	1.00
tblOffRoadEquipment	OffRoadEquipmentUnitAmount	4.00	1.00
tblOffRoadEquipment	OffRoadEquipmentUnitAmount	4.00	1.00
tblOffRoadEquipment	OffRoadEquipmentUnitAmount	4.00	1.00
tblOffRoadEquipment	OffRoadEquipmentUnitAmount	4.00	1.00
tblOffRoadEquipment	OffRoadEquipmentUnitAmount	4.00	1.00
tblOffRoadEquipment	OffRoadEquipmentUnitAmount	4.00	2.00
tblOffRoadEquipment	OffRoadEquipmentUnitAmount	0.00	1.00
tblOffRoadEquipment	OffRoadEquipmentUnitAmount	0.00	2.00
tblOffRoadEquipment	OffRoadEquipmentUnitAmount	0.00	2.00
tblOffRoadEquipment	OffRoadEquipmentUnitAmount	0.00	1.00
tblOffRoadEquipment	OffRoadEquipmentUnitAmount	0.00	1.00
tblOffRoadEquipment	OffRoadEquipmentUnitAmount	0.00	1.00
tblOffRoadEquipment	OffRoadEquipmentUnitAmount	0.00	1.00
tblOffRoadEquipment	OffRoadEquipmentUnitAmount	0.00	1.00
tblOffRoadEquipment	OffRoadEquipmentUnitAmount	0.00	1.00
tblOffRoadEquipment	OffRoadEquipmentUnitAmount	0.00	1.00
tblOffRoadEquipment	OffRoadEquipmentUnitAmount	0.00	2.00
tblOffRoadEquipment	OffRoadEquipmentUnitAmount	0.00	1.00
tblOffRoadEquipment	OffRoadEquipmentUnitAmount	0.00	1.00
tblOffRoadEquipment	OffRoadEquipmentUnitAmount	0.00	1.00

CalEEMod Version: CalEEMod.2016.3.2

Page 9 of 120

Date: 2/11/2021 2:11 PM

Estrella Substation and Paso Robles Area Reinforcement Project - San Luis Obispo County, Summer

tblOffRoadEquipment	OffRoadEquipmentUnitAmount	0.00	1.00
tblOffRoadEquipment	OffRoadEquipmentUnitAmount	0.00	1.00
tblOffRoadEquipment	OffRoadEquipmentUnitAmount	0.00	2.00
tblOffRoadEquipment	OffRoadEquipmentUnitAmount	0.00	2.00
tblOffRoadEquipment	OffRoadEquipmentUnitAmount	0.00	1.00
tblOffRoadEquipment	OffRoadEquipmentUnitAmount	0.00	1.00
tblOffRoadEquipment	OffRoadEquipmentUnitAmount	0.00	2.00
tblOffRoadEquipment	OffRoadEquipmentUnitAmount	0.00	1.00
tblOffRoadEquipment	OffRoadEquipmentUnitAmount	0.00	2.00
tblOffRoadEquipment	OffRoadEquipmentUnitAmount	0.00	2.00
tblOffRoadEquipment	OffRoadEquipmentUnitAmount	0.00	2.00
tblOffRoadEquipment	OffRoadEquipmentUnitAmount	0.00	1.00
tblOffRoadEquipment	OffRoadEquipmentUnitAmount	0.00	3.00
tblOffRoadEquipment	OffRoadEquipmentUnitAmount	0.00	3.00
tblOffRoadEquipment	OffRoadEquipmentUnitAmount	0.00	1.00
tblOffRoadEquipment	OffRoadEquipmentUnitAmount	0.00	3.00
tblOffRoadEquipment	OffRoadEquipmentUnitAmount	0.00	1.00
tblOffRoadEquipment	OffRoadEquipmentUnitAmount	0.00	2.00
tblOffRoadEquipment	OffRoadEquipmentUnitAmount	0.00	2.00
tblOffRoadEquipment	OffRoadEquipmentUnitAmount	0.00	2.00
tblOffRoadEquipment	OffRoadEquipmentUnitAmount	0.00	2.00
tblOffRoadEquipment	OffRoadEquipmentUnitAmount	0.00	2.00
tblOffRoadEquipment	OffRoadEquipmentUnitAmount	0.00	4.00
tblOffRoadEquipment	OffRoadEquipmentUnitAmount	0.00	2.00
tblOffRoadEquipment	OffRoadEquipmentUnitAmount	0.00	2.00
tblOffRoadEquipment	OffRoadEquipmentUnitAmount	0.00	2.00
tblOffRoadEquipment	OffRoadEquipmentUnitAmount	0.00	2.00
tblOffRoadEquipment	OffRoadEquipmentUnitAmount	0.00	1.00

CalEEMod Version: CalEEMod.2016.3.2

Page 10 of 120

Date: 2/11/2021 2:11 PM

Estrella Substation and Paso Robles Area Reinforcement Project - San Luis Obispo County, Summer

tblOffRoadEquipment	OffRoadEquipmentUnitAmount	0.00	1.00
tblOffRoadEquipment	OffRoadEquipmentUnitAmount	0.00	1.00
tblOffRoadEquipment	OffRoadEquipmentUnitAmount	0.00	1.00
tblOffRoadEquipment	OffRoadEquipmentUnitAmount	0.00	1.00
tblOffRoadEquipment	OffRoadEquipmentUnitAmount	0.00	1.00
tblOffRoadEquipment	OffRoadEquipmentUnitAmount	0.00	2.00
tblOffRoadEquipment	OffRoadEquipmentUnitAmount	0.00	1.00
tblOffRoadEquipment	OffRoadEquipmentUnitAmount	0.00	1.00
tblOffRoadEquipment	OffRoadEquipmentUnitAmount	0.00	1.00
tblOffRoadEquipment	OffRoadEquipmentUnitAmount	0.00	1.00
tblOffRoadEquipment	OffRoadEquipmentUnitAmount	0.00	1.00
tblOffRoadEquipment	OffRoadEquipmentUnitAmount	0.00	1.00
tblOffRoadEquipment	OffRoadEquipmentUnitAmount	0.00	1.00
tblOffRoadEquipment	PhaseName		230-kV Substation Steel Bus Erection
tblOffRoadEquipment	PhaseName		70-kV Substation Steel Bus Erection
tblOffRoadEquipment	PhaseName		70-kV Substation Equip Delivery & Installation
tblOffRoadEquipment	PhaseName		230-kV Substation Cable Installation and Termination
tblOffRoadEquipment	PhaseName		70-kV Substation Foundation Construction
tblOffRoadEquipment	PhaseName		230-kV Transmission Foundation Tower Installation Remove two towers
tblOffRoadEquipment	PhaseName		Reconductoring Segment Pole Installation Transfer Distribution Pole Removal
tblOffRoadEquipment	PhaseName		230-kV Substation Foundation Construction
tblOffRoadEquipment	PhaseName		70-kV Substation Mobilization
tblOffRoadEquipment	PhaseName		230-kV Transmission Site Clean-up and Restoration
tblOffRoadEquipment	PhaseName		70-kV Power Line Site Development Mobilization

CalEEMod Version: CalEEMod.2016.3.2

Page 11 of 120

Date: 2/11/2021 2:11 PM

Estrella Substation and Paso Robles Area Reinforcement Project - San Luis Obispo County, Summer

tblOffRoadEquipment	PhaseName	Reconductoring Segment Clean-up and Restoration
tblOffRoadEquipment	PhaseName	Reconductoring Segment Site Development Mobilization
tblOffRoadEquipment	PhaseName	70-kV Power Line Clean-up and Restoration
tblOffRoadEquipment	PhaseName	230-kV Substation Steel Bus Erection
tblOffRoadEquipment	PhaseName	230-kV Substation Install Yard Rock
tblOffRoadEquipment	PhaseName	70-kV Substation Steel Bus Erection
tblOffRoadEquipment	PhaseName	230-kV Substation Transformer & Equip Delivery & Installation
tblOffRoadEquipment	PhaseName	230-kV Substation Transformer & Equip Delivery & Installation
tblOffRoadEquipment	PhaseName	230-kV Substation Remaining Equipment Delivery and Install
tblOffRoadEquipment	PhaseName	230-kV Transmission Foundation Tower Installation Remove two towers
tblOffRoadEquipment	PhaseName	230-kV Transmission Foundation Tower Installation Remove two towers
tblOffRoadEquipment	PhaseName	230-kV Transmission Foundation Tower Installation Remove two towers
tblOffRoadEquipment	PhaseName	230-kV Transmission Conductor
tblOffRoadEquipment	PhaseName	230-kV Transmission Conductor
tblOffRoadEquipment	PhaseName	70-kV Substation Equip Delivery & Installation
tblOffRoadEquipment	PhaseName	70-kV Substation Control Enclosure Delivery and Install
tblOffRoadEquipment	PhaseName	230-kV Substation Testing and Commissioning
tblOffRoadEquipment	PhaseName	70-kV Substation Cable Installation and Termination
tblOffRoadEquipment	PhaseName	70-kV Power Line Pole Tower Installation
tblOffRoadEquipment	PhaseName	70-kV Power Line Pole Tower Installation
tblOffRoadEquipment	PhaseName	70-kV Substation Install Yard Rock
tblOffRoadEquipment	PhaseName	70-kV Cleanup and Restoration
tblOffRoadEquipment	PhaseName	70-kV Substation Testing and Commissioning

CalEEMod Version: CalEEMod.2016.3.2

Page 12 of 120

Date: 2/11/2021 2:11 PM

Estrella Substation and Paso Robles Area Reinforcement Project - San Luis Obispo County, Summer

tblOffRoadEquipment	PhaseName	70-kV Power Line Conductor Installation
tblOffRoadEquipment	PhaseName	70-kV Power Line Conductor Installation
tblOffRoadEquipment	PhaseName	70-kV Power Line Conductor Installation
tblOffRoadEquipment	PhaseName	Reconductoring Segment Pole Installation Transfer Distribution Pole Removal
tblOffRoadEquipment	PhaseName	Reconductoring Segment Pole Installation Transfer Distribution Pole Removal
tblOffRoadEquipment	PhaseName	230-kV Substation Access Roads
tblOffRoadEquipment	PhaseName	230-kV Substation Site Prep Grading Entrance Road Culverts Mobilization
tblOffRoadEquipment	PhaseName	230-kV Substation Site Prep Grading Entrance Road Culverts Mobilization
tblOffRoadEquipment	PhaseName	Reconductoring Segment Conductor Installation
tblOffRoadEquipment	PhaseName	Reconductoring Segment Conductor Installation
tblOffRoadEquipment	PhaseName	Reconductoring Segment Conductor Installation
tblOffRoadEquipment	PhaseName	Reconductoring Segment Conductor Installation
tblOffRoadEquipment	PhaseName	230-kV Substation Cleanup and Restoration
tblOffRoadEquipment	PhaseName	70-kV Power Line Conductor Installation
tblOffRoadEquipment	PhaseName	70-kV Power Line Conductor Installation
tblOffRoadEquipment	PhaseName	Reconductoring Segment Conductor Installation
tblOffRoadEquipment	PhaseName	Reconductoring Segment Conductor Installation
tblOffRoadEquipment	PhaseName	230-kV Substation Site Prep Grading Entrance Road Culverts Mobilization
tblOffRoadEquipment	PhaseName	230-kV Substation Site Prep Grading Entrance Road Culverts Mobilization
tblOffRoadEquipment	PhaseName	230-kV Substation Install Yard Rock
tblOffRoadEquipment	PhaseName	70-kV Substation Install Yard Rock

CalEEMod Version: CalEEMod.2016.3.2

Page 13 of 120

Date: 2/11/2021 2:11 PM

Estrella Substation and Paso Robles Area Reinforcement Project - San Luis Obispo County, Summer

tblOffRoadEquipment	PhaseName		230-kV Substation Fence and Gate Installation
tblOffRoadEquipment	PhaseName		70-kV Substation Foundation Construction
tblOffRoadEquipment	PhaseName		70-kV Substation Ground Grid Conduit Installation
tblOffRoadEquipment	PhaseName		230-kV Substation Ground Grid Conduit Installation
tblOffRoadEquipment	UsageHours	7.00	6.00
tblOffRoadEquipment	UsageHours	7.00	5.30
tblOffRoadEquipment	UsageHours	7.00	6.00
tblOffRoadEquipment	UsageHours	7.00	4.00
tblOffRoadEquipment	UsageHours	7.00	6.00
tblOffRoadEquipment	UsageHours	7.00	6.00
tblOffRoadEquipment	UsageHours	7.00	1.00
tblOffRoadEquipment	UsageHours	7.00	5.00
tblOffRoadEquipment	UsageHours	8.00	2.60
tblOffRoadEquipment	UsageHours	8.00	3.00
tblOffRoadEquipment	UsageHours	8.00	3.00
tblOffRoadEquipment	UsageHours	8.00	5.00
tblOffRoadEquipment	UsageHours	7.00	8.00
tblOffRoadEquipment	UsageHours	7.00	6.00
tblOffRoadEquipment	UsageHours	7.00	4.00
tblOffRoadEquipment	UsageHours	7.00	0.50
tblOffRoadEquipment	UsageHours	7.00	4.00
tblOffRoadEquipment	UsageHours	7.00	4.00
tblOffRoadEquipment	UsageHours	7.00	4.00
tblOffRoadEquipment	UsageHours	7.00	8.00
tblOffRoadEquipment	UsageHours	7.00	5.00
tblOffRoadEquipment	UsageHours	8.00	6.00

Date: 2/11/2021 2:11 PM

[illegible]

Date: 2/11/2021 2:11 PM

[illegible]

CalEEMod Version: CalEEMod.2016.3.2

Page 16 of 120

Date: 2/11/2021 2:11 PM

Estrella Substation and Paso Robles Area Reinforcement Project - San Luis Obispo County, Summer

tblOnRoadDust	MaterialSiltContent	8.50	9.30
tblOnRoadDust	MaterialSiltContent	8.50	9.30
tblOnRoadDust	MaterialSiltContent	8.50	9.30
tblOnRoadDust	MaterialSiltContent	8.50	9.30
tblOnRoadDust	MaterialSiltContent	8.50	9.30
tblOnRoadDust	MaterialSiltContent	8.50	9.30
tblOnRoadDust	MaterialSiltContent	8.50	9.30
tblOnRoadDust	MaterialSiltContent	8.50	9.30
tblOnRoadDust	MaterialSiltContent	8.50	9.30
tblOnRoadDust	MaterialSiltContent	8.50	9.30
tblOnRoadDust	MaterialSiltContent	8.50	9.30
tblOnRoadDust	MaterialSiltContent	8.50	9.30
tblOnRoadDust	MaterialSiltContent	8.50	9.30
tblOnRoadDust	MaterialSiltContent	8.50	9.30
tblOnRoadDust	MaterialSiltContent	8.50	9.30
tblOnRoadDust	MaterialSiltContent	8.50	9.30
tblOnRoadDust	MaterialSiltContent	8.50	9.30
tblOnRoadDust	MaterialSiltContent	8.50	9.30
tblOnRoadDust	MaterialSiltContent	8.50	9.30
tblOnRoadDust	MaterialSiltContent	8.50	9.30
tblOnRoadDust	MaterialSiltContent	8.50	9.30
tblOnRoadDust	MaterialSiltContent	8.50	9.30
tblOnRoadDust	MaterialSiltContent	8.50	9.30
tblOnRoadDust	MeanVehicleSpeed	40.00	32.40
tblOnRoadDust	MeanVehicleSpeed	40.00	32.40
tblOnRoadDust	MeanVehicleSpeed	40.00	32.40
tblOnRoadDust	MeanVehicleSpeed	40.00	32.40
tblOnRoadDust	MeanVehicleSpeed	40.00	32.40

Date: 2/11/2021 2:11 PM

[illegible]

CalEEMod Version: CalEEMod.2016.3.2

Page 18 of 120

Date: 2/11/2021 2:11 PM

Estrella Substation and Paso Robles Area Reinforcement Project - San Luis Obispo County, Summer

tblOnRoadDust	MeanVehicleSpeed	40.00	32.40
tblOnRoadDust	MeanVehicleSpeed	40.00	32.40
tblOnRoadDust	MeanVehicleSpeed	40.00	32.40
tblOperationalOffRoadEquipment	OperDaysPerYear	260.00	13.00
tblOperationalOffRoadEquipment	OperDaysPerYear	260.00	12.00
tblOperationalOffRoadEquipment	OperDaysPerYear	260.00	2.00
tblOperationalOffRoadEquipment	OperHorsePower	88.00	400.00
tblOperationalOffRoadEquipment	OperHoursPerDay	8.00	4.00
tblOperationalOffRoadEquipment	OperHoursPerDay	8.00	4.00
tblOperationalOffRoadEquipment	OperOffRoadEquipmentNumber	0.00	1.00
tblOperationalOffRoadEquipment	OperOffRoadEquipmentNumber	0.00	1.00
tblOperationalOffRoadEquipment	OperOffRoadEquipmentNumber	0.00	1.00
tblSolidWaste	SolidWasteGenerationRate	8,858.56	0.00
tblTripsAndVMT	VendorTripLength	5.00	13.00
tblTripsAndVMT	VendorTripLength	5.00	13.00
tblTripsAndVMT	VendorTripLength	5.00	13.00
tblTripsAndVMT	VendorTripLength	5.00	13.00
tblTripsAndVMT	VendorTripLength	5.00	0.91
tblTripsAndVMT	VendorTripLength	5.00	1.20
tblTripsAndVMT	VendorTripLength	5.00	8.68
tblTripsAndVMT	VendorTripLength	5.00	13.00
tblTripsAndVMT	VendorTripLength	5.00	1.15
tblTripsAndVMT	VendorTripLength	5.00	13.00
tblTripsAndVMT	VendorTripLength	5.00	1.34
tblTripsAndVMT	VendorTripLength	5.00	13.00
tblTripsAndVMT	VendorTripLength	5.00	13.00
tblTripsAndVMT	VendorTripLength	5.00	13.00

CalEEMod Version: CalEEMod.2016.3.2

Page 19 of 120

Date: 2/11/2021 2:11 PM

Estrella Substation and Paso Robles Area Reinforcement Project - San Luis Obispo County, Summer

tblTripsAndVMT	VendorTripLength	5.00	13.00
tblTripsAndVMT	VendorTripLength	5.00	13.00
tblTripsAndVMT	VendorTripLength	5.00	13.00
tblTripsAndVMT	VendorTripLength	5.00	13.00
tblTripsAndVMT	VendorTripLength	5.00	13.00
tblTripsAndVMT	VendorTripLength	5.00	13.00
tblTripsAndVMT	VendorTripLength	5.00	13.00
tblTripsAndVMT	VendorTripLength	5.00	13.00
tblTripsAndVMT	VendorTripLength	5.00	13.00
tblTripsAndVMT	VendorTripLength	5.00	13.00
tblTripsAndVMT	VendorTripLength	5.00	13.00
tblTripsAndVMT	VendorTripLength	5.00	13.00
tblTripsAndVMT	VendorTripLength	5.00	13.00
tblTripsAndVMT	VendorTripLength	5.00	13.00
tblTripsAndVMT	VendorTripLength	5.00	13.00
tblTripsAndVMT	VendorTripLength	5.00	1.90
tblTripsAndVMT	VendorTripLength	5.00	1.20
tblTripsAndVMT	VendorTripLength	5.00	1.85
tblTripsAndVMT	VendorTripLength	5.00	13.00
tblTripsAndVMT	VendorTripLength	5.00	1.85
tblTripsAndVMT	VendorTripNumber	0.00	11.00
tblTripsAndVMT	VendorTripNumber	0.00	6.00
tblTripsAndVMT	VendorTripNumber	1,171.00	13.00
tblTripsAndVMT	VendorTripNumber	1,171.00	9.00
tblTripsAndVMT	VendorTripNumber	1,171.00	29.00
tblTripsAndVMT	VendorTripNumber	1,171.00	30.00

CalEEMod Version: CalEEMod.2016.3.2

Page 20 of 120

Date: 2/11/2021 2:11 PM

Estrella Substation and Paso Robles Area Reinforcement Project - San Luis Obispo County, Summer

tblTripsAndVMT	VendorTripNumber	1,171.00	45.00
tblTripsAndVMT	VendorTripNumber	1,171.00	9.00
tblTripsAndVMT	VendorTripNumber	1,171.00	30.00
tblTripsAndVMT	VendorTripNumber	1,171.00	2.00
tblTripsAndVMT	VendorTripNumber	1,171.00	28.00
tblTripsAndVMT	VendorTripNumber	1,171.00	12.00
tblTripsAndVMT	VendorTripNumber	1,171.00	11.00
tblTripsAndVMT	VendorTripNumber	1,171.00	12.00
tblTripsAndVMT	VendorTripNumber	1,171.00	2.00
tblTripsAndVMT	VendorTripNumber	1,171.00	9.00
tblTripsAndVMT	VendorTripNumber	1,171.00	3.00
tblTripsAndVMT	VendorTripNumber	1,171.00	26.00
tblTripsAndVMT	VendorTripNumber	1,171.00	3.00
tblTripsAndVMT	VendorTripNumber	0.00	10.00
tblTripsAndVMT	VendorTripNumber	0.00	5.00
tblTripsAndVMT	VendorTripNumber	1,171.00	15.00
tblTripsAndVMT	VendorTripNumber	0.00	10.00
tblTripsAndVMT	VendorTripNumber	1,171.00	16.00
tblTripsAndVMT	VendorTripNumber	0.00	29.00
tblTripsAndVMT	VendorTripNumber	1,171.00	2.00
tblTripsAndVMT	VendorTripNumber	1,171.00	10.00
tblTripsAndVMT	VendorTripNumber	0.00	7.00
tblTripsAndVMT	VendorTripNumber	1,171.00	13.00
tblTripsAndVMT	VendorTripNumber	0.00	33.00
tblTripsAndVMT	VendorTripNumber	0.00	30.00
tblTripsAndVMT	VendorTripNumber	1,171.00	30.00
tblTripsAndVMT	VendorTripNumber	1,171.00	10.00

CalEEMod Version: CalEEMod.2016.3.2

Page 21 of 120

Date: 2/11/2021 2:11 PM

Estrella Substation and Paso Robles Area Reinforcement Project - San Luis Obispo County, Summer

tblTripsAndVMT	VendorTripNumber	1,171.00	31.00
tblTripsAndVMT	WorkerTripLength	13.00	10.00
tblTripsAndVMT	WorkerTripLength	13.00	7.68
tblTripsAndVMT	WorkerTripLength	13.00	8.45
tblTripsAndVMT	WorkerTripLength	13.00	8.45
tblTripsAndVMT	WorkerTripLength	13.00	9.15
tblTripsAndVMT	WorkerTripLength	13.00	9.56
tblTripsAndVMT	WorkerTripLength	13.00	8.97
tblTripsAndVMT	WorkerTripLength	13.00	7.34
tblTripsAndVMT	WorkerTripLength	13.00	8.52
tblTripsAndVMT	WorkerTripLength	13.00	10.00
tblTripsAndVMT	WorkerTripLength	13.00	10.00
tblTripsAndVMT	WorkerTripLength	13.00	10.00
tblTripsAndVMT	WorkerTripLength	13.00	10.00
tblTripsAndVMT	WorkerTripLength	13.00	7.68
tblTripsAndVMT	WorkerTripLength	13.00	9.23
tblTripsAndVMT	WorkerTripLength	13.00	10.00
tblTripsAndVMT	WorkerTripLength	13.00	10.00
tblTripsAndVMT	WorkerTripLength	13.00	6.79
tblTripsAndVMT	WorkerTripLength	13.00	6.72
tblTripsAndVMT	WorkerTripLength	13.00	8.68
tblTripsAndVMT	WorkerTripLength	13.00	8.25
tblTripsAndVMT	WorkerTripLength	13.00	8.15
tblTripsAndVMT	WorkerTripLength	13.00	7.67
tblTripsAndVMT	WorkerTripLength	13.00	10.00
tblTripsAndVMT	WorkerTripLength	13.00	7.68
tblTripsAndVMT	WorkerTripLength	13.00	8.14

CalEEMod Version: CalEEMod.2016.3.2

Page 22 of 120

Date: 2/11/2021 2:11 PM

Estrella Substation and Paso Robles Area Reinforcement Project - San Luis Obispo County, Summer

tblTripsAndVMT	WorkerTripLength	13.00	8.45
tblTripsAndVMT	WorkerTripLength	13.00	8.56
tblTripsAndVMT	WorkerTripLength	13.00	9.18
tblTripsAndVMT	WorkerTripLength	13.00	6.32
tblTripsAndVMT	WorkerTripLength	13.00	8.45
tblTripsAndVMT	WorkerTripLength	13.00	7.85
tblTripsAndVMT	WorkerTripLength	13.00	5.87
tblTripsAndVMT	WorkerTripLength	13.00	7.50
tblTripsAndVMT	WorkerTripLength	13.00	8.38
tblTripsAndVMT	WorkerTripNumber	5.00	22.00
tblTripsAndVMT	WorkerTripNumber	5.00	16.00
tblTripsAndVMT	WorkerTripNumber	3,000.00	22.00
tblTripsAndVMT	WorkerTripNumber	3,000.00	12.00
tblTripsAndVMT	WorkerTripNumber	3,000.00	12.00
tblTripsAndVMT	WorkerTripNumber	3,000.00	12.00
tblTripsAndVMT	WorkerTripNumber	3,000.00	18.00
tblTripsAndVMT	WorkerTripNumber	3,000.00	14.00
tblTripsAndVMT	WorkerTripNumber	3,000.00	18.00
tblTripsAndVMT	WorkerTripNumber	3,000.00	12.00
tblTripsAndVMT	WorkerTripNumber	3,000.00	9.00
tblTripsAndVMT	WorkerTripNumber	3,000.00	30.00
tblTripsAndVMT	WorkerTripNumber	3,000.00	38.00
tblTripsAndVMT	WorkerTripNumber	3,000.00	16.00
tblTripsAndVMT	WorkerTripNumber	3,000.00	12.00
tblTripsAndVMT	WorkerTripNumber	3,000.00	14.00
tblTripsAndVMT	WorkerTripNumber	3,000.00	10.00
tblTripsAndVMT	WorkerTripNumber	3,000.00	12.00

CalEEMod Version: CalEEMod.2016.3.2

Page 23 of 120

Date: 2/11/2021 2:11 PM

Estrella Substation and Paso Robles Area Reinforcement Project - San Luis Obispo County, Summer

tblTripsAndVMT	WorkerTripNumber	3,000.00	12.00
tblTripsAndVMT	WorkerTripNumber	8.00	20.00
tblTripsAndVMT	WorkerTripNumber	5.00	16.00
tblTripsAndVMT	WorkerTripNumber	3,000.00	41.00
tblTripsAndVMT	WorkerTripNumber	5.00	18.00
tblTripsAndVMT	WorkerTripNumber	3,000.00	12.00
tblTripsAndVMT	WorkerTripNumber	5.00	8.00
tblTripsAndVMT	WorkerTripNumber	0.00	10.00
tblTripsAndVMT	WorkerTripNumber	3,000.00	12.00
tblTripsAndVMT	WorkerTripNumber	3,000.00	32.00
tblTripsAndVMT	WorkerTripNumber	5.00	16.00
tblTripsAndVMT	WorkerTripNumber	3,000.00	38.00
tblTripsAndVMT	WorkerTripNumber	10.00	24.00
tblTripsAndVMT	WorkerTripNumber	30.00	26.00
tblTripsAndVMT	WorkerTripNumber	3,000.00	18.00
tblTripsAndVMT	WorkerTripNumber	3,000.00	28.00
tblTripsAndVMT	WorkerTripNumber	3,000.00	22.00
tblVehicleTrips	ST_TR	1.32	0.00
tblVehicleTrips	SU_TR	0.68	0.00
tblVehicleTrips	WD_TR	6.97	0.00
tblWater	IndoorWaterUseRate	1,652,050,000.00	0.00

2.0 Emissions Summary

CalEEMod Version: CalEEMod.2016.3.2

Page 24 of 120

Date: 2/11/2021 2:11 PM

Estrella Substation and Paso Robles Area Reinforcement Project - San Luis Obispo County, Summer

2.1 Overall Construction (Maximum Daily Emission)**Unmitigated Construction**

	ROG	NOx	CO	SO2	Fugitive PM10	Exhaust PM10	PM10 Total	Fugitive PM2.5	Exhaust PM2.5	PM2.5 Total	Bio- CO2	NBio- CO2	Total CO2	CH4	N2O	CO2e
Year	lb/day										lb/day					
2022	11.8422	110.4933	77.2514	0.2800	8.4664	3.9120	12.3784	3.7790	3.6004	7.3794	0.0000	27,421.4854	27,421.4854	7.9074	0.0000	27,619.1696
2023	9.7336	81.3116	67.7871	0.2547	3.9882	2.8194	5.3724	0.7733	2.6007	3.0068	0.0000	24,904.6116	24,904.6116	7.0316	0.0000	25,080.4017
2024	2.4896	20.6289	17.1270	0.0597	0.5937	0.7958	1.1246	0.0968	0.7322	0.8221	0.0000	5,829.9182	5,829.9182	1.7066	0.0000	5,872.5818
Maximum	11.8422	110.4933	77.2514	0.2800	8.4664	3.9120	12.3784	3.7790	3.6004	7.3794	0.0000	27,421.4854	27,421.4854	7.9074	0.0000	27,619.1696

Mitigated Construction

	ROG	NOx	CO	SO2	Fugitive PM10	Exhaust PM10	PM10 Total	Fugitive PM2.5	Exhaust PM2.5	PM2.5 Total	Bio- CO2	NBio- CO2	Total CO2	CH4	N2O	CO2e
Year	lb/day										lb/day					
2022	11.8422	110.4933	77.2514	0.2800	4.0505	3.9120	7.9625	1.6790	3.6004	5.2794	0.0000	27,421.4854	27,421.4854	7.9074	0.0000	27,619.1696
2023	9.7336	81.3116	67.7871	0.2547	2.7752	2.8194	4.3000	0.6423	2.6007	3.0068	0.0000	24,904.6116	24,904.6116	7.0316	0.0000	25,080.4017
2024	2.4896	20.6289	17.1270	0.0597	0.3511	0.7958	1.1246	0.0899	0.7322	0.8221	0.0000	5,829.9182	5,829.9182	1.7066	0.0000	5,872.5818
Maximum	11.8422	110.4933	77.2514	0.2800	4.0505	3.9120	7.9625	1.6790	3.6004	5.2794	0.0000	27,421.4854	27,421.4854	7.9074	0.0000	27,619.1696

CalEEMod Version: CalEEMod.2016.3.2

Page 25 of 120

Date: 2/11/2021 2:11 PM

Estrella Substation and Paso Robles Area Reinforcement Project - San Luis Obispo County, Summer

	ROG	NOx	CO	SO2	Fugitive PM10	Exhaust PM10	PM10 Total	Fugitive PM2.5	Exhaust PM2.5	PM2.5 Total	Bio- CO2	NBio- CO2	Total CO2	CH4	N2O	CO2e
Percent Reduction	0.00	0.00	0.00	0.00	45.00	0.00	29.08	48.14	0.00	18.74	0.00	0.00	0.00	0.00	0.00	0.00

2.2 Overall Operational**Unmitigated Operational**

	ROG	NOx	CO	SO2	Fugitive PM10	Exhaust PM10	PM10 Total	Fugitive PM2.5	Exhaust PM2.5	PM2.5 Total	Bio- CO2	NBio- CO2	Total CO2	CH4	N2O	CO2e
Category	lb/day										lb/day					
Area	152.9488	6.6100e-003	0.7282	5.0000e-005		2.5900e-003	2.5900e-003		2.5900e-003	2.5900e-003		1.5635	1.5635	4.0800e-003		1.6655
Energy	4.2200e-003	0.0384	0.0322	2.3000e-004		2.9200e-003	2.9200e-003		2.9200e-003	2.9200e-003		46.0532	46.0532	8.8000e-004	8.4000e-004	46.3269
Mobile	0.0000	0.0000	0.0000	0.0000	0.0000	0.0000	0.0000	0.0000	0.0000	0.0000		0.0000	0.0000	0.0000		0.0000
Offroad	0.8750	6.0932	5.9132	0.0250		0.2146	0.2146		0.1974	0.1974		2,414.7318	2,414.7318	0.7810		2,434.2562
Total	153.8280	6.1382	6.6737	0.0252	0.0000	0.2201	0.2201	0.0000	0.2029	0.2029		2,462.3485	2,462.3485	0.7859	8.4000e-004	2,482.2486

CalEEMod Version: CalEEMod.2016.3.2

Page 26 of 120

Date: 2/11/2021 2:11 PM

Estrella Substation and Paso Robles Area Reinforcement Project - San Luis Obispo County, Summer

2.2 Overall Operational**Mitigated Operational**

	ROG	NOx	CO	SO2	Fugitive PM10	Exhaust PM10	PM10 Total	Fugitive PM2.5	Exhaust PM2.5	PM2.5 Total	Bio- CO2	NBio- CO2	Total CO2	CH4	N2O	CO2e
Category	lb/day										lb/day					
Area	152.9488	6.6100e-003	0.7282	5.0000e-005		2.5900e-003	2.5900e-003		2.5900e-003	2.5900e-003		1.5635	1.5635	4.0800e-003		1.6655
Energy	4.2200e-003	0.0384	0.0322	2.3000e-004		2.9200e-003	2.9200e-003		2.9200e-003	2.9200e-003		46.0532	46.0532	8.8000e-004	8.4000e-004	46.3269
Mobile	0.0000	0.0000	0.0000	0.0000	0.0000	0.0000	0.0000	0.0000	0.0000	0.0000		0.0000	0.0000	0.0000		0.0000
Offroad	0.8750	6.0932	5.9132	0.0250		0.2146	0.2146		0.1974	0.1974		2,414.7318	2,414.7318	0.7810		2,434.2562
Total	153.8280	6.1382	6.6737	0.0252	0.0000	0.2201	0.2201	0.0000	0.2029	0.2029		2,462.3485	2,462.3485	0.7859	8.4000e-004	2,482.2486

	ROG	NOx	CO	SO2	Fugitive PM10	Exhaust PM10	PM10 Total	Fugitive PM2.5	Exhaust PM2.5	PM2.5 Total	Bio- CO2	NBio- CO2	Total CO2	CH4	N2O	CO2e
Percent Reduction	0.00	0.00	0.00	0.00	0.00	0.00	0.00	0.00	0.00	0.00	0.00	0.00	0.00	0.00	0.00	0.00

3.0 Construction Detail**Construction Phase**

Phase Number	Phase Name	Phase Type	Start Date	End Date	Num Days Week	Num Days	Phase Description
1	230-kV Transmission Site Work Area Preparation Mobilization	Site Preparation	6/1/2022	6/14/2022	6	12	
2	230-kV Transmission Foundation Tower Installation Remove two towers	Building Construction	6/15/2022	8/9/2022	6	48	
3	Reconductoring Segment Site Development Mobilization	Site Preparation	8/1/2022	8/13/2022	6	12	

CalEEMod Version: CalEEMod.2016.3.2

Page 27 of 120

Date: 2/11/2021 2:11 PM

Estrella Substation and Paso Robles Area Reinforcement Project - San Luis Obispo County, Summer

4	Reconductoring Segment Pole Installation Transfer Distribution Pole Removal	Building Construction	8/15/2022	2/18/2023	6	144
5	230-kV Substation Access Roads	Site Preparation	9/1/2022	9/14/2022	6	12
6	230-kV Substation Site Prep Grading Entrance Road Culverts Mobilization	Grading	9/15/2022	10/12/2022	6	24
7	230-kV Substation Fence and Gate Installation	Building Construction	10/8/2022	10/21/2022	6	12
8	Reconductoring Segment Conductor Installation	Building Construction	10/10/2022	2/28/2023	6	120
9	230-kV Substation Foundation Construction	Building Construction	10/15/2022	11/25/2022	6	36
10	70-kV Substation Mobilization	Site Preparation	10/18/2022	10/30/2022	6	12
11	70-kV Substation Foundation Construction	Building Construction	11/1/2022	12/31/2022	6	48
12	70-kV Substation Ground Grid Conduit Installation	Building Construction	11/1/2022	12/31/2022	6	48
13	230-kV Substation Ground Grid Conduit Installation	Building Construction	11/15/2022	12/12/2022	6	24
14	230-kV Substation Steel Bus Erection	Building Construction	12/9/2022	1/5/2023	6	24
15	230-kV Substation Install Yard Rock	Building Construction	12/23/2022	1/12/2023	6	18
16	70-kV Substation Steel Bus Erection	Building Construction	1/1/2023	1/31/2023	6	24
17	230-kV Substation Transformer & Equip Delivery & Installation	Building Construction	1/2/2023	2/4/2023	6	30
18	230-kV Substation Control Enclosure Delivery and Install	Building Construction	1/6/2023	1/19/2023	6	12
19	230-kV Substation Remaining Equipment Delivery and Install	Building Construction	1/13/2023	2/11/2023	6	24
20	230-kV Transmission Conductor	Building Construction	1/25/2023	1/31/2023	6	6
21	70-kV Substation Equip Delivery & Installation	Building Construction	2/1/2023	2/21/2023	6	18
22	70-kV Substation Control Enclosure Delivery and Install	Building Construction	2/1/2023	2/7/2023	6	6
23	230-kV Transmission Site Clean-up and Restoration	Building Construction	2/1/2023	2/7/2023	6	6
24	230-kV Substation Cable Installation and Termination	Building Construction	2/1/2023	2/14/2023	6	12

CalEEMod Version: CalEEMod.2016.3.2

Page 28 of 120

Date: 2/11/2021 2:11 PM

Estrella Substation and Paso Robles Area Reinforcement Project - San Luis Obispo County, Summer

25	230-kV Substation Testing and Commissioning	Building Construction	2/11/2023	3/17/2023	6	30	
26	70-kV Substation Cable Installation and Termination	Building Construction	2/22/2023	3/14/2023	6	18	
27	70-kV Power Line Site Development Mobilization	Site Preparation	3/1/2023	3/14/2023	6	12	
28	Reconductoring Segment Clean-up and Restoration	Site Preparation	3/1/2023	3/14/2023	6	12	
29	70-kV Power Line Pole Tower Installation	Building Construction	3/1/2023	11/30/2023	6	216	
30	70-kV Substation Install Yard Rock	Building Construction	3/1/2023	3/14/2023	6	12	
31	230-kV Substation Cleanup and Restoration	Site Preparation	3/11/2023	3/31/2023	6	18	
32	70-kV Cleanup and Restoration	Site Preparation	3/15/2023	3/28/2023	6	12	
33	70-kV Substation Testing and Commissioning	Building Construction	4/1/2023	5/31/2023	6	48	
34	70-kV Power Line Conductor Installation	Building Construction	11/1/2023	1/31/2024	6	72	
35	70-kV Power Line Clean-up and Restoration	Site Preparation	2/1/2024	2/14/2024	6	12	

Acres of Grading (Site Preparation Phase): 0**Acres of Grading (Grading Phase): 0****Acres of Paving: 0****Residential Indoor: 0; Residential Outdoor: 0; Non-Residential Indoor: 0; Non-Residential Outdoor: 0; Striped Parking Area: 0 (Architectural Coating – sqft)****OffRoad Equipment**

Phase Name	Offroad Equipment Type	Amount	Usage Hours	Horse Power	Load Factor
230-kV Transmission Site Work Area Preparation Mobilization	Graders	1	6.00	187	0.41
230-kV Transmission Site Work Area Preparation Mobilization	Tractors/Loaders/Backhoes	1	6.00	97	0.37
230-kV Transmission Foundation Tower Installation Remove two towers	Bore/Drill Rigs	1	1.00	221	0.50
230-kV Transmission Foundation Tower Installation Remove two towers	Cranes	3	5.30	231	0.29

CalEEMod Version: CalEEMod.2016.3.2

Page 29 of 120

Date: 2/11/2021 2:11 PM

Estrella Substation and Paso Robles Area Reinforcement Project - San Luis Obispo County, Summer

230-kV Transmission Foundation Tower Installation Remove two towers	Forklifts	3	2.60	89	0.20
230-kV Transmission Foundation Tower Installation Remove two towers	Off-Highway Trucks	2	3.50	402	0.38
230-kV Transmission Foundation Tower Installation Remove two towers	Off-Highway Trucks	1	0.80	402	0.38
230-kV Transmission Foundation Tower Installation Remove two towers	Off-Highway Trucks	2	2.60	402	0.38
230-kV Transmission Foundation Tower Installation Remove two towers	Tractors/Loaders/Backhoes	1	0.50	97	0.37
Reconductoring Segment Site Development Mobilization	Graders	1	6.00	187	0.41
Reconductoring Segment Site Development Mobilization	Tractors/Loaders/Backhoes	1	4.00	97	0.37
Reconductoring Segment Pole Installation Transfer Distribution Pole Removal	Bore/Drill Rigs	1	6.00	221	0.50
Reconductoring Segment Pole Installation Transfer Distribution Pole Removal	Cranes	3	6.00	231	0.29
Reconductoring Segment Pole Installation Transfer Distribution Pole Removal	Cranes	1	1.00	231	0.29
Reconductoring Segment Pole Installation Transfer Distribution Pole Removal	Off-Highway Trucks	2	3.00	402	0.38
Reconductoring Segment Pole Installation Transfer Distribution Pole Removal	Off-Highway Trucks	2	2.00	402	0.38
230-kV Substation Access Roads	Off-Highway Trucks	2	8.00	402	0.38
230-kV Substation Access Roads	Tractors/Loaders/Backhoes	2	8.00	97	0.37
230-kV Substation Site Prep Grading Entrance Road Culverts Mobilization	Graders	1	8.00	187	0.41
230-kV Substation Site Prep Grading Entrance Road Culverts Mobilization	Off-Highway Trucks	4	10.00	402	0.38
230-kV Substation Site Prep Grading Entrance Road Culverts Mobilization	Off-Highway Trucks	2	10.00	402	0.38
230-kV Substation Site Prep Grading Entrance Road Culverts Mobilization	Rollers	2	8.00	80	0.38
230-kV Substation Site Prep Grading Entrance Road Culverts Mobilization	Rubber Tired Dozers	1	8.00	247	0.40
230-kV Substation Site Prep Grading Entrance Road Culverts Mobilization	Rubber Tired Loaders	1	8.00	203	0.36

CalEEMod Version: CalEEMod.2016.3.2

Page 30 of 120

Date: 2/11/2021 2:11 PM

Estrella Substation and Paso Robles Area Reinforcement Project - San Luis Obispo County, Summer

230-kV Substation Site Prep Grading Entrance Road Culverts Mobilization	Scrapers	1	8.00	367	0.48
230-kV Substation Fence and Gate Installation	Skid Steer Loaders	1	4.00	65	0.37
Reconductoring Segment Conductor Installation	Forklifts	1	3.00	89	0.20
Reconductoring Segment Conductor Installation	Off-Highway Trucks	2	6.00	402	0.38
Reconductoring Segment Conductor Installation	Off-Highway Trucks	2	6.00	402	0.38
Reconductoring Segment Conductor Installation	Off-Highway Trucks	2	4.00	402	0.38
Reconductoring Segment Conductor Installation	Off-Highway Trucks	1	6.00	402	0.38
Reconductoring Segment Conductor Installation	Other General Industrial Equipment	1	6.00	88	0.34
Reconductoring Segment Conductor Installation	Other General Industrial Equipment	1	6.00	88	0.34
230-kV Substation Foundation Construction	Bore/Drill Rigs	1	8.00	221	0.50
230-kV Substation Foundation Construction	Cranes	1	5.00	231	0.29
230-kV Substation Foundation Construction	Tractors/Loaders/Backhoes	1	5.00	97	0.37
70-kV Substation Mobilization	Graders	1	4.00	187	0.41
70-kV Substation Mobilization	Tractors/Loaders/Backhoes	1	4.00	97	0.37
70-kV Substation Foundation Construction	Bore/Drill Rigs	1	8.00	221	0.50
70-kV Substation Foundation Construction	Tractors/Loaders/Backhoes	1	8.00	97	0.37
70-kV Substation Foundation Construction	Trenchers	1	8.00	78	0.50
70-kV Substation Ground Grid Conduit Installation	Tractors/Loaders/Backhoes	1	6.00	97	0.37
70-kV Substation Ground Grid Conduit Installation	Trenchers	1	6.00	78	0.50
230-kV Substation Ground Grid Conduit Installation	Trenchers	1	8.00	78	0.50
230-kV Substation Steel Bus Erection	Aerial Lifts	1	6.00	62	0.31
230-kV Substation Steel Bus Erection	Off-Highway Trucks	1	8.00	402	0.38
230-kV Substation Install Yard Rock	Off-Highway Trucks	1	10.00	402	0.38

CalEEMod Version: CalEEMod.2016.3.2

Page 31 of 120

Date: 2/11/2021 2:11 PM

Estrella Substation and Paso Robles Area Reinforcement Project - San Luis Obispo County, Summer

230-kV Substation Install Yard Rock	Skid Steer Loaders	1	10.00	65	0.37
70-kV Substation Steel Bus Erection	Aerial Lifts	2	8.00	62	0.31
70-kV Substation Steel Bus Erection	Off-Highway Trucks	2	6.00	402	0.38
230-kV Substation Transformer & Equip Delivery & Installation	Generator Sets	1	5.00	84	0.74
230-kV Substation Transformer & Equip Delivery & Installation	Off-Highway Trucks	2	10.00	402	0.38
230-kV Substation Transformer & Equip Delivery & Installation	Off-Highway Trucks	1	4.80	402	0.38
230-kV Substation Transformer & Equip Delivery & Installation	Tractors/Loaders/Backhoes	1	4.00	97	0.37
230-kV Substation Control Enclosure Delivery and Install	Cranes	1	6.00	231	0.29
230-kV Substation Remaining Equipment Delivery and Install	Off-Highway Trucks	1	6.00	402	0.38
230-kV Transmission Conductor	Cranes	3	6.00	231	0.29
230-kV Transmission Conductor	Off-Highway Trucks	2	4.00	402	0.38
230-kV Transmission Conductor	Off-Highway Trucks	2	4.00	402	0.38
70-kV Substation Equip Delivery & Installation	Aerial Lifts	2	4.00	62	0.31
70-kV Substation Equip Delivery & Installation	Off-Highway Trucks	1	5.30	402	0.38
70-kV Substation Control Enclosure Delivery and Install	Off-Highway Trucks	0	0.00	402	0.38
230-kV Transmission Site Clean-up and Restoration	Graders	1	8.00	187	0.41
230-kV Transmission Site Clean-up and Restoration	Tractors/Loaders/Backhoes	1	4.00	97	0.37
230-kV Substation Cable Installation and Termination	Aerial Lifts	1	8.00	62	0.31
230-kV Substation Testing and Commissioning	Off-Highway Trucks	0	0.00	402	0.38
70-kV Substation Cable Installation and Termination	Off-Highway Trucks	0	0.00	402	0.38
70-kV Power Line Site Development Mobilization	Graders	2	6.00	187	0.41
70-kV Power Line Site Development Mobilization	Tractors/Loaders/Backhoes	1	4.00	97	0.37
Reconductoring Segment Clean-up and Restoration	Graders	1	6.00	187	0.41

CalEEMod Version: CalEEMod.2016.3.2

Page 32 of 120

Date: 2/11/2021 2:11 PM

Estrella Substation and Paso Robles Area Reinforcement Project - San Luis Obispo County, Summer

Reconductoring Segment Clean-up and Restoration	Tractors/Loaders/Backhoes	1	4.00	97	0.37
70-kV Power Line Pole Tower Installation	Cranes	1	4.00	231	0.29
70-kV Power Line Pole Tower Installation	Off-Highway Trucks	3	4.00	402	0.38
70-kV Power Line Pole Tower Installation	Off-Highway Trucks	3	4.00	402	0.38
70-kV Power Line Pole Tower Installation	Tractors/Loaders/Backhoes	2	4.00	97	0.37
70-kV Power Line Pole Tower Installation	Tractors/Loaders/Backhoes	1	4.00	97	0.37
70-kV Substation Install Yard Rock	Off-Highway Trucks	1	8.00	402	0.38
70-kV Substation Install Yard Rock	Skid Steer Loaders	1	8.00	65	0.37
70-kV Substation Install Yard Rock	Tractors/Loaders/Backhoes	1	8.00	97	0.37
230-kV Substation Cleanup and Restoration	Other General Industrial Equipment	1	6.00	88	0.34
230-kV Substation Cleanup and Restoration	Tractors/Loaders/Backhoes	1	6.00	97	0.37
70-kV Cleanup and Restoration	Off-Highway Trucks	0	0.00	402	0.38
70-kV Substation Testing and Commissioning	Off-Highway Trucks	0	0.00	402	0.38
70-kV Power Line Conductor Installation	Cranes	3	6.00	231	0.29
70-kV Power Line Conductor Installation	Forklifts	1	3.00	89	0.20
70-kV Power Line Conductor Installation	Off-Highway Trucks	3	4.00	402	0.38
70-kV Power Line Conductor Installation	Off-Highway Trucks	1	6.00	402	0.38
70-kV Power Line Conductor Installation	Off-Highway Trucks	2	2.00	402	0.38
70-kV Power Line Conductor Installation	Other General Industrial Equipment	1	6.00	88	0.34
70-kV Power Line Conductor Installation	Other General Industrial Equipment	1	6.00	88	0.34
70-kV Power Line Clean-up and Restoration	Graders	1	6.00	187	0.41
70-kV Power Line Clean-up and Restoration	Tractors/Loaders/Backhoes	1	4.00	97	0.37

Trips and VMT

CalEEMod Version: CalEEMod.2016.3.2

Page 33 of 120

Date: 2/11/2021 2:11 PM

Estrella Substation and Paso Robles Area Reinforcement Project - San Luis Obispo County, Summer

Phase Name	Offroad Equipment Count	Worker Trip Number	Vendor Trip Number	Hauling Trip Number	Worker Trip Length	Vendor Trip Length	Hauling Trip Length	Worker Vehicle Class	Vendor Vehicle Class	Hauling Vehicle Class
230-kV Transmission	2	22.00	11.00	104.00	10.00	13.00	20.00	LD_Mix	HDT_Mix	HHDT
Site Work Area Prepar.										
230-kV Transmission	13	30.00	12.00	0.00	10.00	13.00	20.00	LD_Mix	HDT_Mix	HHDT
Foundation Tower Instal										
Reconductoring	2	18.00	10.00	0.00	7.67	13.00	20.00	LD_Mix	HDT_Mix	HHDT
Segment Site Develop										
Reconductoring	9	38.00	13.00	0.00	6.32	13.00	20.00	LD_Mix	HDT_Mix	HHDT
Segment Pole Installati										
230-kV Substation	4	24.00	33.00	0.00	8.45	1.90	20.00	LD_Mix	HDT_Mix	HHDT
Access Roads										
230-kV Substation Site	12	26.00	30.00	393.00	7.85	1.20	20.00	LD_Mix	HDT_Mix	HHDT
Prep Grading Entrance										
230-kV Substation	1	18.00	30.00	0.00	5.87	1.85	20.00	LD_Mix	HDT_Mix	HHDT
Fence and Gate Install										
Reconductoring	10	28.00	10.00	0.00	7.50	13.00	20.00	LD_Mix	HDT_Mix	HHDT
Segment Conductor In										
230-kV Substation	3	22.00	31.00	0.00	8.38	1.85	20.00	LD_Mix	HDT_Mix	HHDT
Foundation Construction										
70-kV Substation	2	16.00	6.00	0.00	7.68	13.00	20.00	LD_Mix	HDT_Mix	HHDT
Mobilization										
70-kV Substation	3	22.00	13.00	0.00	8.45	13.00	20.00	LD_Mix	HDT_Mix	HHDT
Foundation Construction										
70-kV Substation	2	12.00	9.00	0.00	8.45	13.00	20.00	LD_Mix	HDT_Mix	HHDT
Ground Grid Conduit In										
230-kV Substation	1	12.00	29.00	0.00	9.15	0.91	20.00	LD_Mix	HDT_Mix	HHDT
Ground Grid Conduit In										
230-kV Substation	2	12.00	30.00	0.00	9.56	1.20	20.00	LD_Mix	HDT_Mix	HHDT
Steel Bus Erection										
230-kV Substation	2	18.00	45.00	0.00	8.97	8.68	20.00	LD_Mix	HDT_Mix	HHDT
Install Yard Bank										
70-kV Substation Steel	4	14.00	9.00	0.00	7.34	13.00	20.00	LD_Mix	HDT_Mix	HHDT
Bus Erection										
230-kV Substation	5	18.00	30.00	0.00	8.52	1.15	20.00	LD_Mix	HDT_Mix	HHDT
Transformer & Equip. D										
230-kV Substation	1	12.00	2.00	0.00	10.00	13.00	20.00	LD_Mix	HDT_Mix	HHDT
Control Enclosure Deliv										
230-kV Substation	1	9.00	28.00	0.00	10.00	1.34	20.00	LD_Mix	HDT_Mix	HHDT
Remainder Equipment										
230-kV Transmission	7	38.00	11.00	0.00	10.00	13.00	20.00	LD_Mix	HDT_Mix	HHDT
Conductor										
70-kV Substation	3	16.00	12.00	0.00	7.68	13.00	20.00	LD_Mix	HDT_Mix	HHDT
Equip. Delivery & Install										
70-kV Substation	0	12.00	2.00	0.00	9.23	13.00	20.00	LD_Mix	HDT_Mix	HHDT
Control Enclosure Deliv										
230-kV Transmission	2	14.00	9.00	0.00	10.00	13.00	20.00	LD_Mix	HDT_Mix	HHDT
Site Clean up and Rest										
230-kV Substation	1	10.00	3.00	0.00	10.00	13.00	20.00	LD_Mix	HDT_Mix	HHDT
Cable Installation and T										
230-kV Substation	0	12.00	26.00	0.00	6.79	13.00	20.00	LD_Mix	HDT_Mix	HHDT
Traction and Commissi										

CalEEMod Version: CalEEMod.2016.3.2

Page 34 of 120

Date: 2/11/2021 2:11 PM

Estrella Substation and Paso Robles Area Reinforcement Project - San Luis Obispo County, Summer

70-kV Substation Cable Installation and Tower Installation	0	12.00	3.00	0.00	6.72	13.00	20.00	LD_Mix	HDT_Mix	HHDT
70-kV Power Line Site Development Mobilization	3	20.00	10.00	0.00	8.68	13.00	20.00	LD_Mix	HDT_Mix	HHDT
Reconductoring	2	16.00	5.00	0.00	8.25	13.00	20.00	LD_Mix	HDT_Mix	HHDT
Sanment Cleanup and 70-kV Power Line Pole Tower Installation	10	41.00	15.00	0.00	8.15	13.00	20.00	LD_Mix	HDT_Mix	HHDT
70-kV Substation Install Yard Rock	3	12.00	16.00	0.00	10.00	13.00	20.00	LD_Mix	HDT_Mix	HHDT
230-kV Substation Cleanup and Restoration	2	8.00	29.00	0.00	7.68	13.00	20.00	LD_Mix	HDT_Mix	HHDT
70-kV Cleanup and Restoration	0	10.00	0.00	0.00	8.14	13.00	20.00	LD_Mix	HDT_Mix	HHDT
70-kV Substation Testing and Commissioning	0	12.00	2.00	0.00	8.45	13.00	20.00	LD_Mix	HDT_Mix	HHDT
70-kV Power Line Conductor Installation	12	32.00	10.00	0.00	8.56	13.00	20.00	LD_Mix	HDT_Mix	HHDT
70-kV Power Line Cleanup and Restoration	2	16.00	7.00	0.00	9.18	13.00	20.00	LD_Mix	HDT_Mix	HHDT

3.1 Mitigation Measures Construction

Water Exposed Area

3.2 230-kV Transmission Site Work Area Preparation Mobilization - 2022**Unmitigated Construction On-Site**

	ROG	NOx	CO	SO2	Fugitive PM10	Exhaust PM10	PM10 Total	Fugitive PM2.5	Exhaust PM2.5	PM2.5 Total	Bio- CO2	NBio- CO2	Total CO2	CH4	N2O	CO2e
Category	lb/day										lb/day					
Fugitive Dust					0.8081	0.0000	0.8081	0.0878	0.0000	0.0878			0.0000			0.0000
Off-Road	0.4348	5.1999	2.9698	7.3000e-003		0.1930	0.1930		0.1776	0.1776		706.8884	706.8884	0.2286		712.6040
Total	0.4348	5.1999	2.9698	7.3000e-003	0.8081	0.1930	1.0011	0.0878	0.1776	0.2654		706.8884	706.8884	0.2286		712.6040

CalEEMod Version: CalEEMod.2016.3.2

Page 35 of 120

Date: 2/11/2021 2:11 PM

Estrella Substation and Paso Robles Area Reinforcement Project - San Luis Obispo County, Summer

3.2 230-kV Transmission Site Work Area Preparation Mobilization - 2022

Unmitigated Construction Off-Site

	ROG	NOx	CO	SO2	Fugitive PM10	Exhaust PM10	PM10 Total	Fugitive PM2.5	Exhaust PM2.5	PM2.5 Total	Bio- CO2	NBio- CO2	Total CO2	CH4	N2O	CO2e
Category	lb/day										lb/day					
Hauling	0.0650	2.2878	0.5415	6.8800e-003	0.1514	9.0900e-003	0.1604	0.0415	8.7000e-003	0.0502		722.6477	722.6477	0.0421		723.6996
Vendor	0.0533	1.5702	0.4231	4.8000e-003	0.1324	5.9200e-003	0.1383	0.0381	5.6700e-003	0.0437		512.0216	512.0216	0.0218		512.5671
Worker	0.0883	0.0503	0.5220	1.4700e-003	0.1674	1.0400e-003	0.1684	0.0444	9.6000e-004	0.0454		146.7023	146.7023	4.1800e-003		146.8069
Total	0.1866	3.9083	1.4867	0.0130	0.4511	0.0161	0.4671	0.1239	0.0153	0.1393		1,381.3716	1,381.3716	0.0681		1,383.0736

Mitigated Construction On-Site

	ROG	NOx	CO	SO2	Fugitive PM10	Exhaust PM10	PM10 Total	Fugitive PM2.5	Exhaust PM2.5	PM2.5 Total	Bio- CO2	NBio- CO2	Total CO2	CH4	N2O	CO2e
Category	lb/day										lb/day					
Fugitive Dust					0.3152	0.0000	0.3152	0.0342	0.0000	0.0342			0.0000			0.0000
Off-Road	0.4348	5.1999	2.9698	7.3000e-003		0.1930	0.1930		0.1776	0.1776	0.0000	706.8884	706.8884	0.2286		712.6040
Total	0.4348	5.1999	2.9698	7.3000e-003	0.3152	0.1930	0.5081	0.0342	0.1776	0.2118	0.0000	706.8884	706.8884	0.2286		712.6040

CalEEMod Version: CalEEMod.2016.3.2

Page 36 of 120

Date: 2/11/2021 2:11 PM

Estrella Substation and Paso Robles Area Reinforcement Project - San Luis Obispo County, Summer

3.2 230-kV Transmission Site Work Area Preparation Mobilization - 2022

Mitigated Construction Off-Site

	ROG	NOx	CO	SO2	Fugitive PM10	Exhaust PM10	PM10 Total	Fugitive PM2.5	Exhaust PM2.5	PM2.5 Total	Bio- CO2	NBio- CO2	Total CO2	CH4	N2O	CO2e
Category	lb/day										lb/day					
Hauling	0.0650	2.2878	0.5415	6.8800e-003	0.1514	9.0900e-003	0.1604	0.0415	8.7000e-003	0.0502		722.6477	722.6477	0.0421		723.6996
Vendor	0.0533	1.5702	0.4231	4.8000e-003	0.1324	5.9200e-003	0.1383	0.0381	5.6700e-003	0.0437		512.0216	512.0216	0.0218		512.5671
Worker	0.0883	0.0503	0.5220	1.4700e-003	0.1674	1.0400e-003	0.1684	0.0444	9.6000e-004	0.0454		146.7023	146.7023	4.1800e-003		146.8069
Total	0.1866	3.9083	1.4867	0.0130	0.4511	0.0161	0.4671	0.1239	0.0153	0.1393		1,381.3716	1,381.3716	0.0681		1,383.0736

3.3 230-kV Transmission Foundation Tower Installation Remove two towers - 2022

Unmitigated Construction On-Site

	ROG	NOx	CO	SO2	Fugitive PM10	Exhaust PM10	PM10 Total	Fugitive PM2.5	Exhaust PM2.5	PM2.5 Total	Bio- CO2	NBio- CO2	Total CO2	CH4	N2O	CO2e
Category	lb/day										lb/day					
Off-Road	1.7490	16.2551	10.7389	0.0358		0.6653	0.6653		0.6121	0.6121		3,466.3790	3,466.3790	1.1211		3,494.4065
Total	1.7490	16.2551	10.7389	0.0358		0.6653	0.6653		0.6121	0.6121		3,466.3790	3,466.3790	1.1211		3,494.4065

CalEEMod Version: CalEEMod.2016.3.2

Page 37 of 120

Date: 2/11/2021 2:11 PM

Estrella Substation and Paso Robles Area Reinforcement Project - San Luis Obispo County, Summer

3.3 230-kV Transmission Foundation Tower Installation Remove two towers - 2022

Unmitigated Construction Off-Site

	ROG	NOx	CO	SO2	Fugitive PM10	Exhaust PM10	PM10 Total	Fugitive PM2.5	Exhaust PM2.5	PM2.5 Total	Bio- CO2	NBio- CO2	Total CO2	CH4	N2O	CO2e
Category	lb/day										lb/day					
Hauling	0.0000	0.0000	0.0000	0.0000	0.0000	0.0000	0.0000	0.0000	0.0000	0.0000		0.0000	0.0000	0.0000		0.0000
Vendor	0.0581	1.7130	0.4616	5.2400e-003	0.1444	6.4600e-003	0.1508	0.0415	6.1800e-003	0.0477		558.5690	558.5690	0.0238		559.1641
Worker	0.0932	0.0686	0.7118	2.0100e-003	0.2282	1.4200e-003	0.2296	0.0605	1.3000e-003	0.0618		200.0486	200.0486	5.7100e-003		200.1912
Total	0.1513	1.7815	1.1734	7.2500e-003	0.3726	7.8800e-003	0.3805	0.1021	7.4800e-003	0.1096		758.6176	758.6176	0.0295		759.3553

Mitigated Construction On-Site

	ROG	NOx	CO	SO2	Fugitive PM10	Exhaust PM10	PM10 Total	Fugitive PM2.5	Exhaust PM2.5	PM2.5 Total	Bio- CO2	NBio- CO2	Total CO2	CH4	N2O	CO2e
Category	lb/day										lb/day					
Off-Road	1.7490	16.2551	10.7389	0.0358		0.6653	0.6653		0.6121	0.6121	0.0000	3,466.3790	3,466.3790	1.1211		3,494.4065
Total	1.7490	16.2551	10.7389	0.0358		0.6653	0.6653		0.6121	0.6121	0.0000	3,466.3790	3,466.3790	1.1211		3,494.4065

CalEEMod Version: CalEEMod.2016.3.2

Page 38 of 120

Date: 2/11/2021 2:11 PM

Estrella Substation and Paso Robles Area Reinforcement Project - San Luis Obispo County, Summer

3.3 230-kV Transmission Foundation Tower Installation Remove two towers - 2022

Mitigated Construction Off-Site

	ROG	NOx	CO	SO2	Fugitive PM10	Exhaust PM10	PM10 Total	Fugitive PM2.5	Exhaust PM2.5	PM2.5 Total	Bio- CO2	NBio- CO2	Total CO2	CH4	N2O	CO2e
Category	lb/day										lb/day					
Hauling	0.0000	0.0000	0.0000	0.0000	0.0000	0.0000	0.0000	0.0000	0.0000	0.0000		0.0000	0.0000	0.0000		0.0000
Vendor	0.0581	1.7130	0.4616	5.2400e-003	0.1444	6.4600e-003	0.1508	0.0415	6.1800e-003	0.0477		558.5690	558.5690	0.0238		559.1641
Worker	0.0932	0.0686	0.7118	2.0100e-003	0.2282	1.4200e-003	0.2296	0.0605	1.3000e-003	0.0618		200.0486	200.0486	5.7100e-003		200.1912
Total	0.1513	1.7815	1.1734	7.2500e-003	0.3726	7.8800e-003	0.3805	0.1021	7.4800e-003	0.1096		758.6176	758.6176	0.0295		759.3553

3.4 Reconductoring Segment Site Development Mobilization - 2022

Unmitigated Construction On-Site

	ROG	NOx	CO	SO2	Fugitive PM10	Exhaust PM10	PM10 Total	Fugitive PM2.5	Exhaust PM2.5	PM2.5 Total	Bio- CO2	NBio- CO2	Total CO2	CH4	N2O	CO2e
Category	lb/day										lb/day					
Fugitive Dust					0.7954	0.0000	0.7954	0.0859	0.0000	0.0859			0.0000			0.0000
Off-Road	0.3936	4.7810	2.4103	6.5200e-003		0.1705	0.1705		0.1568	0.1568		631.5787	631.5787	0.2043		636.6853
Total	0.3936	4.7810	2.4103	6.5200e-003	0.7954	0.1705	0.9658	0.0859	0.1568	0.2427		631.5787	631.5787	0.2043		636.6853

CalEEMod Version: CalEEMod.2016.3.2

Page 39 of 120

Date: 2/11/2021 2:11 PM

Estrella Substation and Paso Robles Area Reinforcement Project - San Luis Obispo County, Summer

3.4 Reconductoring Segment Site Development Mobilization - 2022**Unmitigated Construction Off-Site**

	ROG	NOx	CO	SO2	Fugitive PM10	Exhaust PM10	PM10 Total	Fugitive PM2.5	Exhaust PM2.5	PM2.5 Total	Bio- CO2	NBio- CO2	Total CO2	CH4	N2O	CO2e
Category	lb/day										lb/day					
Hauling	0.0000	0.0000	0.0000	0.0000	0.0000	0.0000	0.0000	0.0000	0.0000	0.0000		0.0000	0.0000	0.0000		0.0000
Vendor	0.0484	1.4275	0.3847	4.3700e-003	0.1203	5.3900e-003	0.1257	0.0346	5.1500e-003	0.0398		465.4742	465.4742	0.0198		465.9701
Worker	0.0471	0.0330	0.3453	9.3000e-004	0.1051	6.9000e-004	0.1057	0.0279	6.2000e-004	0.0285		92.9548	92.9548	2.7200e-003		93.0228
Total	0.0955	1.4604	0.7300	5.3000e-003	0.2254	6.0700e-003	0.2314	0.0625	5.7700e-003	0.0683		558.4290	558.4290	0.0226		558.9929

Mitigated Construction On-Site

	ROG	NOx	CO	SO2	Fugitive PM10	Exhaust PM10	PM10 Total	Fugitive PM2.5	Exhaust PM2.5	PM2.5 Total	Bio- CO2	NBio- CO2	Total CO2	CH4	N2O	CO2e
Category	lb/day										lb/day					
Fugitive Dust					0.3102	0.0000	0.3102	0.0335	0.0000	0.0335			0.0000			0.0000
Off-Road	0.3936	4.7810	2.4103	6.5200e-003		0.1705	0.1705		0.1568	0.1568	0.0000	631.5787	631.5787	0.2043		636.6853
Total	0.3936	4.7810	2.4103	6.5200e-003	0.3102	0.1705	0.4807	0.0335	0.1568	0.1903	0.0000	631.5787	631.5787	0.2043		636.6853

CalEEMod Version: CalEEMod.2016.3.2

Page 40 of 120

Date: 2/11/2021 2:11 PM

Estrella Substation and Paso Robles Area Reinforcement Project - San Luis Obispo County, Summer

3.4 Reconductoring Segment Site Development Mobilization - 2022**Mitigated Construction Off-Site**

	ROG	NOx	CO	SO2	Fugitive PM10	Exhaust PM10	PM10 Total	Fugitive PM2.5	Exhaust PM2.5	PM2.5 Total	Bio- CO2	NBio- CO2	Total CO2	CH4	N2O	CO2e
Category	lb/day										lb/day					
Hauling	0.0000	0.0000	0.0000	0.0000	0.0000	0.0000	0.0000	0.0000	0.0000	0.0000		0.0000	0.0000	0.0000		0.0000
Vendor	0.0484	1.4275	0.3847	4.3700e-003	0.1203	5.3900e-003	0.1257	0.0346	5.1500e-003	0.0398		465.4742	465.4742	0.0198		465.9701
Worker	0.0471	0.0330	0.3453	9.3000e-004	0.1051	6.9000e-004	0.1057	0.0279	6.2000e-004	0.0285		92.9548	92.9548	2.7200e-003		93.0228
Total	0.0955	1.4604	0.7300	5.3000e-003	0.2254	6.0700e-003	0.2314	0.0625	5.7700e-003	0.0683		558.4290	558.4290	0.0226		558.9929

3.5 Reconductoring Segment Pole Installation Transfer Distribution Pole Removal - 2022**Unmitigated Construction On-Site**

	ROG	NOx	CO	SO2	Fugitive PM10	Exhaust PM10	PM10 Total	Fugitive PM2.5	Exhaust PM2.5	PM2.5 Total	Bio- CO2	NBio- CO2	Total CO2	CH4	N2O	CO2e
Category	lb/day										lb/day					
Off-Road	1.7144	16.6546	10.2236	0.0373		0.6496	0.6496		0.5977	0.5977		3,611.1243	3,611.1243	1.1679		3,640.3221
Total	1.7144	16.6546	10.2236	0.0373		0.6496	0.6496		0.5977	0.5977		3,611.1243	3,611.1243	1.1679		3,640.3221

CalEEMod Version: CalEEMod.2016.3.2

Page 41 of 120

Date: 2/11/2021 2:11 PM

Estrella Substation and Paso Robles Area Reinforcement Project - San Luis Obispo County, Summer

3.5 Reconductoring Segment Pole Installation Transfer Distribution Pole Removal - 2022

Unmitigated Construction Off-Site

	ROG	NOx	CO	SO2	Fugitive PM10	Exhaust PM10	PM10 Total	Fugitive PM2.5	Exhaust PM2.5	PM2.5 Total	Bio- CO2	NBio- CO2	Total CO2	CH4	N2O	CO2e
Category	lb/day										lb/day					
Hauling	0.0000	0.0000	0.0000	0.0000	0.0000	0.0000	0.0000	0.0000	0.0000	0.0000		0.0000	0.0000	0.0000		0.0000
Vendor	0.0630	1.8557	0.5001	5.6800e-003	0.1564	7.0000e-003	0.1634	0.0450	6.7000e-003	0.0517		605.1165	605.1165	0.0258		605.7611
Worker	0.0886	0.0596	0.6289	1.6400e-003	0.1828	1.2200e-003	0.1841	0.0485	1.1200e-003	0.0496		163.1212	163.1212	4.8800e-003		163.2433
Total	0.1516	1.9153	1.1289	7.3200e-003	0.3392	8.2200e-003	0.3475	0.0935	7.8200e-003	0.1013		768.2377	768.2377	0.0307		769.0044

Mitigated Construction On-Site

	ROG	NOx	CO	SO2	Fugitive PM10	Exhaust PM10	PM10 Total	Fugitive PM2.5	Exhaust PM2.5	PM2.5 Total	Bio- CO2	NBio- CO2	Total CO2	CH4	N2O	CO2e
Category	lb/day										lb/day					
Off-Road	1.7144	16.6546	10.2236	0.0373		0.6496	0.6496		0.5977	0.5977	0.0000	3,611.1243	3,611.1243	1.1679		3,640.3221
Total	1.7144	16.6546	10.2236	0.0373		0.6496	0.6496		0.5977	0.5977	0.0000	3,611.1243	3,611.1243	1.1679		3,640.3221

CalEEMod Version: CalEEMod.2016.3.2

Page 42 of 120

Date: 2/11/2021 2:11 PM

Estrella Substation and Paso Robles Area Reinforcement Project - San Luis Obispo County, Summer

3.5 Reconductoring Segment Pole Installation Transfer Distribution Pole Removal - 2022

Mitigated Construction Off-Site

	ROG	NOx	CO	SO2	Fugitive PM10	Exhaust PM10	PM10 Total	Fugitive PM2.5	Exhaust PM2.5	PM2.5 Total	Bio- CO2	NBio- CO2	Total CO2	CH4	N2O	CO2e
Category	lb/day										lb/day					
Hauling	0.0000	0.0000	0.0000	0.0000	0.0000	0.0000	0.0000	0.0000	0.0000	0.0000		0.0000	0.0000	0.0000		0.0000
Vendor	0.0630	1.8557	0.5001	5.6800e-003	0.1564	7.0000e-003	0.1634	0.0450	6.7000e-003	0.0517		605.1165	605.1165	0.0258		605.7611
Worker	0.0886	0.0596	0.6289	1.6400e-003	0.1828	1.2200e-003	0.1841	0.0485	1.1200e-003	0.0496		163.1212	163.1212	4.8800e-003		163.2433
Total	0.1516	1.9153	1.1289	7.3200e-003	0.3392	8.2200e-003	0.3475	0.0935	7.8200e-003	0.1013		768.2377	768.2377	0.0307		769.0044

3.5 Reconductoring Segment Pole Installation Transfer Distribution Pole Removal - 2023

Unmitigated Construction On-Site

	ROG	NOx	CO	SO2	Fugitive PM10	Exhaust PM10	PM10 Total	Fugitive PM2.5	Exhaust PM2.5	PM2.5 Total	Bio- CO2	NBio- CO2	Total CO2	CH4	N2O	CO2e
Category	lb/day										lb/day					
Off-Road	1.6258	15.0514	9.9920	0.0373		0.5892	0.5892		0.5421	0.5421		3,613.6088	3,613.6088	1.1687		3,642.8266
Total	1.6258	15.0514	9.9920	0.0373		0.5892	0.5892		0.5421	0.5421		3,613.6088	3,613.6088	1.1687		3,642.8266

CalEEMod Version: CalEEMod.2016.3.2

Page 43 of 120

Date: 2/11/2021 2:11 PM

Estrella Substation and Paso Robles Area Reinforcement Project - San Luis Obispo County, Summer

3.5 Reconductoring Segment Pole Installation Transfer Distribution Pole Removal - 2023

Unmitigated Construction Off-Site

	ROG	NOx	CO	SO2	Fugitive PM10	Exhaust PM10	PM10 Total	Fugitive PM2.5	Exhaust PM2.5	PM2.5 Total	Bio- CO2	NBio- CO2	Total CO2	CH4	N2O	CO2e
Category	lb/day										lb/day					
Hauling	0.0000	0.0000	0.0000	0.0000	0.0000	0.0000	0.0000	0.0000	0.0000	0.0000		0.0000	0.0000	0.0000		0.0000
Vendor	0.0474	1.4333	0.4421	5.5600e-003	0.1564	3.3100e-003	0.1598	0.0450	3.1700e-003	0.0482		593.7102	593.7102	0.0239		594.3085
Worker	0.0829	0.0536	0.5744	1.5800e-003	0.1828	1.1900e-003	0.1840	0.0485	1.0900e-003	0.0496		157.0149	157.0149	4.3600e-003		157.1240
Total	0.1302	1.4868	1.0165	7.1400e-003	0.3393	4.5000e-003	0.3438	0.0935	4.2600e-003	0.0978		750.7251	750.7251	0.0283		751.4325

Mitigated Construction On-Site

	ROG	NOx	CO	SO2	Fugitive PM10	Exhaust PM10	PM10 Total	Fugitive PM2.5	Exhaust PM2.5	PM2.5 Total	Bio- CO2	NBio- CO2	Total CO2	CH4	N2O	CO2e
Category	lb/day										lb/day					
Off-Road	1.6258	15.0514	9.9920	0.0373		0.5892	0.5892		0.5421	0.5421	0.0000	3,613.6088	3,613.6088	1.1687		3,642.8266
Total	1.6258	15.0514	9.9920	0.0373		0.5892	0.5892		0.5421	0.5421	0.0000	3,613.6088	3,613.6088	1.1687		3,642.8266

CalEEMod Version: CalEEMod.2016.3.2

Page 44 of 120

Date: 2/11/2021 2:11 PM

Estrella Substation and Paso Robles Area Reinforcement Project - San Luis Obispo County, Summer

3.5 Reconductoring Segment Pole Installation Transfer Distribution Pole Removal - 2023

Mitigated Construction Off-Site

	ROG	NOx	CO	SO2	Fugitive PM10	Exhaust PM10	PM10 Total	Fugitive PM2.5	Exhaust PM2.5	PM2.5 Total	Bio- CO2	NBio- CO2	Total CO2	CH4	N2O	CO2e
Category	lb/day										lb/day					
Hauling	0.0000	0.0000	0.0000	0.0000	0.0000	0.0000	0.0000	0.0000	0.0000	0.0000		0.0000	0.0000	0.0000		0.0000
Vendor	0.0474	1.4333	0.4421	5.5600e-003	0.1564	3.3100e-003	0.1598	0.0450	3.1700e-003	0.0482		593.7102	593.7102	0.0239		594.3085
Worker	0.0829	0.0536	0.5744	1.5800e-003	0.1828	1.1900e-003	0.1840	0.0485	1.0900e-003	0.0496		157.0149	157.0149	4.3600e-003		157.1240
Total	0.1302	1.4868	1.0165	7.1400e-003	0.3393	4.5000e-003	0.3438	0.0935	4.2600e-003	0.0978		750.7251	750.7251	0.0283		751.4325

3.6 230-kV Substation Access Roads - 2022

Unmitigated Construction On-Site

	ROG	NOx	CO	SO2	Fugitive PM10	Exhaust PM10	PM10 Total	Fugitive PM2.5	Exhaust PM2.5	PM2.5 Total	Bio- CO2	NBio- CO2	Total CO2	CH4	N2O	CO2e
Category	lb/day										lb/day					
Fugitive Dust					0.0000	0.0000	0.0000	0.0000	0.0000	0.0000			0.0000			0.0000
Off-Road	1.3863	11.3787	11.1933	0.0327		0.4721	0.4721		0.4344	0.4344		3,160.4485	3,160.4485	1.0222		3,186.0023
Total	1.3863	11.3787	11.1933	0.0327	0.0000	0.4721	0.4721	0.0000	0.4344	0.4344		3,160.4485	3,160.4485	1.0222		3,186.0023

CalEEMod Version: CalEEMod.2016.3.2

Page 45 of 120

Date: 2/11/2021 2:11 PM

Estrella Substation and Paso Robles Area Reinforcement Project - San Luis Obispo County, Summer

3.6 230-kV Substation Access Roads - 2022**Unmitigated Construction Off-Site**

	ROG	NOx	CO	SO2	Fugitive PM10	Exhaust PM10	PM10 Total	Fugitive PM2.5	Exhaust PM2.5	PM2.5 Total	Bio- CO2	NBio- CO2	Total CO2	CH4	N2O	CO2e
Category	lb/day										lb/day					
Hauling	0.0000	0.0000	0.0000	0.0000	0.0000	0.0000	0.0000	0.0000	0.0000	0.0000		0.0000	0.0000	0.0000		0.0000
Vendor	0.0635	2.2904	0.6095	3.5200e-003	0.0598	3.7800e-003	0.0625	0.0170	3.6100e-003	0.0206		376.1312	376.1312	0.0291		376.8573
Worker	0.0667	0.0476	0.4969	1.3700e-003	0.1543	9.8000e-004	0.1553	0.0409	9.0000e-004	0.0418		136.0244	136.0244	3.9400e-003		136.1229
Total	0.1303	2.3380	1.1063	4.8900e-003	0.2131	4.7600e-003	0.2178	0.0579	4.5100e-003	0.0624		512.1556	512.1556	0.0330		512.9802

Mitigated Construction On-Site

	ROG	NOx	CO	SO2	Fugitive PM10	Exhaust PM10	PM10 Total	Fugitive PM2.5	Exhaust PM2.5	PM2.5 Total	Bio- CO2	NBio- CO2	Total CO2	CH4	N2O	CO2e
Category	lb/day										lb/day					
Fugitive Dust					0.0000	0.0000	0.0000	0.0000	0.0000	0.0000			0.0000			0.0000
Off-Road	1.3863	11.3787	11.1933	0.0327		0.4721	0.4721		0.4344	0.4344	0.0000	3,160.4485	3,160.4485	1.0222		3,186.0023
Total	1.3863	11.3787	11.1933	0.0327	0.0000	0.4721	0.4721	0.0000	0.4344	0.4344	0.0000	3,160.4485	3,160.4485	1.0222		3,186.0023

CalEEMod Version: CalEEMod.2016.3.2

Page 46 of 120

Date: 2/11/2021 2:11 PM

Estrella Substation and Paso Robles Area Reinforcement Project - San Luis Obispo County, Summer

3.6 230-kV Substation Access Roads - 2022**Mitigated Construction Off-Site**

	ROG	NOx	CO	SO2	Fugitive PM10	Exhaust PM10	PM10 Total	Fugitive PM2.5	Exhaust PM2.5	PM2.5 Total	Bio- CO2	NBio- CO2	Total CO2	CH4	N2O	CO2e
Category	lb/day										lb/day					
Hauling	0.0000	0.0000	0.0000	0.0000	0.0000	0.0000	0.0000	0.0000	0.0000	0.0000		0.0000	0.0000	0.0000		0.0000
Vendor	0.0635	2.2904	0.6095	3.5200e-003	0.0588	3.7800e-003	0.0625	0.0170	3.6100e-003	0.0206		376.1312	376.1312	0.0291		376.8573
Worker	0.0667	0.0476	0.4969	1.3700e-003	0.1543	9.8000e-004	0.1553	0.0409	9.0000e-004	0.0418		136.0244	136.0244	3.9400e-003		136.1229
Total	0.1303	2.3380	1.1063	4.8900e-003	0.2131	4.7600e-003	0.2178	0.0579	4.5100e-003	0.0624		512.1556	512.1556	0.0330		512.9802

3.7 230-kV Substation Site Prep Grading Entrance Road Culverts Mobilization - 2022**Unmitigated Construction On-Site**

	ROG	NOx	CO	SO2	Fugitive PM10	Exhaust PM10	PM10 Total	Fugitive PM2.5	Exhaust PM2.5	PM2.5 Total	Bio- CO2	NBio- CO2	Total CO2	CH4	N2O	CO2e
Category	lb/day										lb/day					
Fugitive Dust					7.2392	0.0000	7.2392	3.4427	0.0000	3.4427			0.0000			0.0000
Off-Road	6.6584	59.5744	42.1219	0.1410		2.3287	2.3287		2.1424	2.1424		13,644.8698	13,644.8698	4.4130		13,755.1955
Total	6.6584	59.5744	42.1219	0.1410	7.2392	2.3287	9.5680	3.4427	2.1424	5.5851		13,644.8698	13,644.8698	4.4130		13,755.1955

CalEEMod Version: CalEEMod.2016.3.2

Page 47 of 120

Date: 2/11/2021 2:11 PM

Estrella Substation and Paso Robles Area Reinforcement Project - San Luis Obispo County, Summer

3.7 230-kV Substation Site Prep Grading Entrance Road Culverts Mobilization - 2022

Unmitigated Construction Off-Site

	ROG	NOx	CO	SO2	Fugitive PM10	Exhaust PM10	PM10 Total	Fugitive PM2.5	Exhaust PM2.5	PM2.5 Total	Bio- CO2	NBio- CO2	Total CO2	CH4	N2O	CO2e
Category	lb/day										lb/day					
Hauling	0.1228	4.3226	1.0232	0.0126	0.2860	0.0172	0.3031	0.0784	0.0164	0.0948		1,365.3872	1,365.3872	0.0795		1,367.3747
Vendor	0.0523	1.9434	0.5162	2.5800e-003	0.0340	2.6300e-003	0.0367	9.8700e-003	2.5100e-003	0.0124		275.4384	275.4384	0.0243		276.0463
Worker	0.0890	0.0486	0.5079	1.3800e-003	0.1553	1.0000e-003	0.1563	0.0412	9.2000e-004	0.0421		137.2892	137.2892	4.0100e-003		137.3894
Total	0.2440	6.3146	2.0473	0.0166	0.4753	0.0208	0.4961	0.1294	0.0199	0.1493		1,778.1148	1,778.1148	0.1078		1,780.8104

Mitigated Construction On-Site

	ROG	NOx	CO	SO2	Fugitive PM10	Exhaust PM10	PM10 Total	Fugitive PM2.5	Exhaust PM2.5	PM2.5 Total	Bio- CO2	NBio- CO2	Total CO2	CH4	N2O	CO2e
Category	lb/day										lb/day					
Fugitive Dust					2.8233	0.0000	2.8233	1.3427	0.0000	1.3427			0.0000			0.0000
Off-Road	6.6584	59.5744	42.1219	0.1410		2.3287	2.3287		2.1424	2.1424	0.0000	13,644.8698	13,644.8698	4.4130		13,755.1955
Total	6.6584	59.5744	42.1219	0.1410	2.8233	2.3287	5.1520	1.3427	2.1424	3.4851	0.0000	13,644.8698	13,644.8698	4.4130		13,755.1955

CalEEMod Version: CalEEMod.2016.3.2

Page 48 of 120

Date: 2/11/2021 2:11 PM

Estrella Substation and Paso Robles Area Reinforcement Project - San Luis Obispo County, Summer

3.7 230-kV Substation Site Prep Grading Entrance Road Culverts Mobilization - 2022

Mitigated Construction Off-Site

	ROG	NOx	CO	SO2	Fugitive PM10	Exhaust PM10	PM10 Total	Fugitive PM2.5	Exhaust PM2.5	PM2.5 Total	Bio- CO2	NBio- CO2	Total CO2	CH4	N2O	CO2e
Category	lb/day										lb/day					
Hauling	0.1228	4.3226	1.0232	0.0126	0.2860	0.0172	0.3031	0.0784	0.0164	0.0948		1,365.3872	1,365.3872	0.0795		1,367.3747
Vendor	0.0523	1.9434	0.5162	2.5800e-003	0.0340	2.6300e-003	0.0367	9.8700e-003	2.5100e-003	0.0124		275.4384	275.4384	0.0243		276.0463
Worker	0.0890	0.0486	0.5079	1.3800e-003	0.1553	1.0000e-003	0.1563	0.0412	9.2000e-004	0.0421		137.2892	137.2892	4.0100e-003		137.3894
Total	0.2440	6.3146	2.0473	0.0166	0.4753	0.0208	0.4961	0.1294	0.0199	0.1493		1,778.1148	1,778.1148	0.1078		1,780.8104

3.8 230-kV Substation Fence and Gate Installation - 2022

Unmitigated Construction On-Site

	ROG	NOx	CO	SO2	Fugitive PM10	Exhaust PM10	PM10 Total	Fugitive PM2.5	Exhaust PM2.5	PM2.5 Total	Bio- CO2	NBio- CO2	Total CO2	CH4	N2O	CO2e
Category	lb/day										lb/day					
Off-Road	0.0348	0.4643	0.6936	1.0400e-003		0.0173	0.0173		0.0159	0.0159		100.1956	100.1956	0.0324		101.0058
Total	0.0348	0.4643	0.6936	1.0400e-003		0.0173	0.0173		0.0159	0.0159		100.1956	100.1956	0.0324		101.0058

CalEEMod Version: CalEEMod.2016.3.2

Page 49 of 120

Date: 2/11/2021 2:11 PM

Estrella Substation and Paso Robles Area Reinforcement Project - San Luis Obispo County, Summer

3.8 230-kV Substation Fence and Gate Installation - 2022**Unmitigated Construction Off-Site**

	ROG	NOx	CO	SO2	Fugitive PM10	Exhaust PM10	PM10 Total	Fugitive PM2.5	Exhaust PM2.5	PM2.5 Total	Bio- CO2	NBio- CO2	Total CO2	CH4	N2O	CO2e
Category	lb/day										lb/day					
Hauling	0.0000	0.0000	0.0000	0.0000	0.0000	0.0000	0.0000	0.0000	0.0000	0.0000		0.0000	0.0000	0.0000		0.0000
Vendor	0.0574	2.0722	0.5513	3.1600e-003	0.0520	3.3700e-003	0.0554	0.0150	3.2300e-003	0.0183		337.1875	337.1875	0.0263		337.8439
Worker	0.0403	0.0267	0.2821	7.2000e-004	0.0805	5.4000e-004	0.0810	0.0214	5.0000e-004	0.0219		72.0390	72.0390	2.1800e-003		72.0934
Total	0.0976	2.0989	0.8334	3.8800e-003	0.1325	3.9100e-003	0.1364	0.0364	3.7300e-003	0.0401		409.2265	409.2265	0.0284		409.9373

Mitigated Construction On-Site

	ROG	NOx	CO	SO2	Fugitive PM10	Exhaust PM10	PM10 Total	Fugitive PM2.5	Exhaust PM2.5	PM2.5 Total	Bio- CO2	NBio- CO2	Total CO2	CH4	N2O	CO2e
Category	lb/day										lb/day					
Off-Road	0.0348	0.4643	0.6936	1.0400e-003		0.0173	0.0173		0.0159	0.0159	0.0000	100.1956	100.1956	0.0324		101.0058
Total	0.0348	0.4643	0.6936	1.0400e-003		0.0173	0.0173		0.0159	0.0159	0.0000	100.1956	100.1956	0.0324		101.0058

CalEEMod Version: CalEEMod.2016.3.2

Page 50 of 120

Date: 2/11/2021 2:11 PM

Estrella Substation and Paso Robles Area Reinforcement Project - San Luis Obispo County, Summer

3.8 230-kV Substation Fence and Gate Installation - 2022**Mitigated Construction Off-Site**

	ROG	NOx	CO	SO2	Fugitive PM10	Exhaust PM10	PM10 Total	Fugitive PM2.5	Exhaust PM2.5	PM2.5 Total	Bio- CO2	NBio- CO2	Total CO2	CH4	N2O	CO2e
Category	lb/day										lb/day					
Hauling	0.0000	0.0000	0.0000	0.0000	0.0000	0.0000	0.0000	0.0000	0.0000	0.0000		0.0000	0.0000	0.0000		0.0000
Vendor	0.0574	2.0722	0.5513	3.1600e-003	0.0520	3.3700e-003	0.0554	0.0150	3.2300e-003	0.0183		337.1875	337.1875	0.0263		337.8439
Worker	0.0403	0.0267	0.2821	7.2000e-004	0.0805	5.4000e-004	0.0810	0.0214	5.0000e-004	0.0219		72.0390	72.0390	2.1800e-003		72.0934
Total	0.0976	2.0989	0.8334	3.8800e-003	0.1325	3.9100e-003	0.1364	0.0364	3.7300e-003	0.0401		409.2265	409.2265	0.0284		409.9373

3.9 Reconductoring Segment Conductor Installation - 2022**Unmitigated Construction On-Site**

	ROG	NOx	CO	SO2	Fugitive PM10	Exhaust PM10	PM10 Total	Fugitive PM2.5	Exhaust PM2.5	PM2.5 Total	Bio- CO2	NBio- CO2	Total CO2	CH4	N2O	CO2e
Category	lb/day										lb/day					
Off-Road	2.8207	21.9934	19.2902	0.0672		0.8771	0.8771		0.8069	0.8069		6,502.7190	6,502.7190	2.1031		6,555.2967
Total	2.8207	21.9934	19.2902	0.0672		0.8771	0.8771		0.8069	0.8069		6,502.7190	6,502.7190	2.1031		6,555.2967

CalEEMod Version: CalEEMod.2016.3.2

Page 51 of 120

Date: 2/11/2021 2:11 PM

Estrella Substation and Paso Robles Area Reinforcement Project - San Luis Obispo County, Summer

3.9 Reconductoring Segment Conductor Installation - 2022**Unmitigated Construction Off-Site**

	ROG	NOx	CO	SO2	Fugitive PM10	Exhaust PM10	PM10 Total	Fugitive PM2.5	Exhaust PM2.5	PM2.5 Total	Bio- CO2	NBio- CO2	Total CO2	CH4	N2O	CO2e
Category	lb/day										lb/day					
Hauling	0.0000	0.0000	0.0000	0.0000	0.0000	0.0000	0.0000	0.0000	0.0000	0.0000		0.0000	0.0000	0.0000		0.0000
Vendor	0.0484	1.4275	0.3847	4.3700e-003	0.1203	5.3800e-003	0.1257	0.0346	5.1500e-003	0.0398		465.4742	465.4742	0.0198		465.9701
Worker	0.0722	0.0504	0.5278	1.4200e-003	0.1598	1.0300e-003	0.1609	0.0424	9.5000e-004	0.0434		141.5235	141.5235	4.1500e-003		141.6273
Total	0.1207	1.4778	0.9125	5.7900e-003	0.2801	6.4200e-003	0.2866	0.0770	6.1000e-003	0.0831		606.9977	606.9977	0.0240		607.5974

Mitigated Construction On-Site

	ROG	NOx	CO	SO2	Fugitive PM10	Exhaust PM10	PM10 Total	Fugitive PM2.5	Exhaust PM2.5	PM2.5 Total	Bio- CO2	NBio- CO2	Total CO2	CH4	N2O	CO2e
Category	lb/day										lb/day					
Off-Road	2.8207	21.9934	19.2902	0.0672		0.8771	0.8771		0.8069	0.8069	0.0000	6,502.7189	6,502.7189	2.1031		6,555.2967
Total	2.8207	21.9934	19.2902	0.0672		0.8771	0.8771		0.8069	0.8069	0.0000	6,502.7189	6,502.7189	2.1031		6,555.2967

CalEEMod Version: CalEEMod.2016.3.2

Page 52 of 120

Date: 2/11/2021 2:11 PM

Estrella Substation and Paso Robles Area Reinforcement Project - San Luis Obispo County, Summer

3.9 Reconductoring Segment Conductor Installation - 2022**Mitigated Construction Off-Site**

	ROG	NOx	CO	SO2	Fugitive PM10	Exhaust PM10	PM10 Total	Fugitive PM2.5	Exhaust PM2.5	PM2.5 Total	Bio- CO2	NBio- CO2	Total CO2	CH4	N2O	CO2e
Category	lb/day										lb/day					
Hauling	0.0000	0.0000	0.0000	0.0000	0.0000	0.0000	0.0000	0.0000	0.0000	0.0000		0.0000	0.0000	0.0000		0.0000
Vendor	0.0484	1.4275	0.3847	4.3700e-003	0.1203	5.3900e-003	0.1257	0.0346	5.1500e-003	0.0398		465.4742	465.4742	0.0198		465.9701
Worker	0.0722	0.0504	0.5278	1.4200e-003	0.1598	1.0300e-003	0.1609	0.0424	9.5000e-004	0.0434		141.5235	141.5235	4.1500e-003		141.6273
Total	0.1207	1.4778	0.9125	5.7900e-003	0.2801	6.4200e-003	0.2866	0.0770	6.1000e-003	0.0831		606.9977	606.9977	0.0240		607.5974

3.9 Reconductoring Segment Conductor Installation - 2023**Unmitigated Construction On-Site**

	ROG	NOx	CO	SO2	Fugitive PM10	Exhaust PM10	PM10 Total	Fugitive PM2.5	Exhaust PM2.5	PM2.5 Total	Bio- CO2	NBio- CO2	Total CO2	CH4	N2O	CO2e
Category	lb/day										lb/day					
Off-Road	2.6753	19.6218	18.9364	0.0672		0.7684	0.7684		0.7069	0.7069		6,507.0092	6,507.0092	2.1045		6,559.6217
Total	2.6753	19.6218	18.9364	0.0672		0.7684	0.7684		0.7069	0.7069		6,507.0092	6,507.0092	2.1045		6,559.6217

CalEEMod Version: CalEEMod.2016.3.2

Page 53 of 120

Date: 2/11/2021 2:11 PM

Estrella Substation and Paso Robles Area Reinforcement Project - San Luis Obispo County, Summer

3.9 Reconductoring Segment Conductor Installation - 2023**Unmitigated Construction Off-Site**

	ROG	NOx	CO	SO2	Fugitive PM10	Exhaust PM10	PM10 Total	Fugitive PM2.5	Exhaust PM2.5	PM2.5 Total	Bio- CO2	NBio- CO2	Total CO2	CH4	N2O	CO2e
Category	lb/day										lb/day					
Hauling	0.0000	0.0000	0.0000	0.0000	0.0000	0.0000	0.0000	0.0000	0.0000	0.0000		0.0000	0.0000	0.0000		0.0000
Vendor	0.0364	1.1025	0.3401	4.2800e-003	0.1203	2.5600e-003	0.1229	0.0346	2.4400e-003	0.0371		456.7001	456.7001	0.0184		457.1604
Worker	0.0676	0.0453	0.4824	1.3700e-003	0.1598	1.0100e-003	0.1608	0.0424	9.3000e-004	0.0433		136.2222	136.2222	3.7100e-003		136.3150
Total	0.1040	1.1478	0.8224	5.6500e-003	0.2802	3.5600e-003	0.2837	0.0770	3.3700e-003	0.0804		592.9224	592.9224	0.0221		593.4753

Mitigated Construction On-Site

	ROG	NOx	CO	SO2	Fugitive PM10	Exhaust PM10	PM10 Total	Fugitive PM2.5	Exhaust PM2.5	PM2.5 Total	Bio- CO2	NBio- CO2	Total CO2	CH4	N2O	CO2e
Category	lb/day										lb/day					
Off-Road	2.6753	19.6218	18.9364	0.0672		0.7684	0.7684		0.7069	0.7069	0.0000	6,507.0092	6,507.0092	2.1045		6,559.6216
Total	2.6753	19.6218	18.9364	0.0672		0.7684	0.7684		0.7069	0.7069	0.0000	6,507.0092	6,507.0092	2.1045		6,559.6216

CalEEMod Version: CalEEMod.2016.3.2

Page 54 of 120

Date: 2/11/2021 2:11 PM

Estrella Substation and Paso Robles Area Reinforcement Project - San Luis Obispo County, Summer

3.9 Reconductoring Segment Conductor Installation - 2023**Mitigated Construction Off-Site**

	ROG	NOx	CO	SO2	Fugitive PM10	Exhaust PM10	PM10 Total	Fugitive PM2.5	Exhaust PM2.5	PM2.5 Total	Bio- CO2	NBio- CO2	Total CO2	CH4	N2O	CO2e
Category	lb/day										lb/day					
Hauling	0.0000	0.0000	0.0000	0.0000	0.0000	0.0000	0.0000	0.0000	0.0000	0.0000		0.0000	0.0000	0.0000		0.0000
Vendor	0.0364	1.1025	0.3401	4.2800e-003	0.1203	2.5600e-003	0.1229	0.0346	2.4400e-003	0.0371		456.7001	456.7001	0.0184		457.1604
Worker	0.0676	0.0453	0.4824	1.3700e-003	0.1598	1.0100e-003	0.1608	0.0424	9.3000e-004	0.0433		136.2222	136.2222	3.7100e-003		136.3150
Total	0.1040	1.1478	0.8224	5.6500e-003	0.2802	3.5600e-003	0.2837	0.0770	3.3700e-003	0.0804		592.9224	592.9224	0.0221		593.4753

3.10 230-kV Substation Foundation Construction - 2022**Unmitigated Construction On-Site**

	ROG	NOx	CO	SO2	Fugitive PM10	Exhaust PM10	PM10 Total	Fugitive PM2.5	Exhaust PM2.5	PM2.5 Total	Bio- CO2	NBio- CO2	Total CO2	CH4	N2O	CO2e
Category	lb/day										lb/day					
Off-Road	0.5602	5.9289	4.6226	0.0150		0.2377	0.2377		0.2187	0.2187		1,451.1041	1,451.1041	0.4693		1,462.8371
Total	0.5602	5.9289	4.6226	0.0150		0.2377	0.2377		0.2187	0.2187		1,451.1041	1,451.1041	0.4693		1,462.8371

CalEEMod Version: CalEEMod.2016.3.2

Page 55 of 120

Date: 2/11/2021 2:11 PM

Estrella Substation and Paso Robles Area Reinforcement Project - San Luis Obispo County, Summer

3.10 230-kV Substation Foundation Construction - 2022**Unmitigated Construction Off-Site**

	ROG	NOx	CO	SO2	Fugitive PM10	Exhaust PM10	PM10 Total	Fugitive PM2.5	Exhaust PM2.5	PM2.5 Total	Bio- CO2	NBio- CO2	Total CO2	CH4	N2O	CO2e
Category	lb/day										lb/day					
Hauling	0.0000	0.0000	0.0000	0.0000	0.0000	0.0000	0.0000	0.0000	0.0000	0.0000		0.0000	0.0000	0.0000		0.0000
Vendor	0.0593	2.1413	0.5697	3.2600e-003	0.0538	3.4900e-003	0.0573	0.0155	3.3300e-003	0.0189		348.4271	348.4271	0.0271		349.1053
Worker	0.0608	0.0434	0.4525	1.2400e-003	0.1403	8.9000e-004	0.1412	0.0372	8.2000e-004	0.0380		123.6949	123.6949	3.5900e-003		123.7846
Total	0.1201	2.1847	1.0222	4.5000e-003	0.1941	4.3800e-003	0.1984	0.0528	4.1500e-003	0.0569		472.1220	472.1220	0.0307		472.8899

Mitigated Construction On-Site

	ROG	NOx	CO	SO2	Fugitive PM10	Exhaust PM10	PM10 Total	Fugitive PM2.5	Exhaust PM2.5	PM2.5 Total	Bio- CO2	NBio- CO2	Total CO2	CH4	N2O	CO2e
Category	lb/day										lb/day					
Off-Road	0.5602	5.9289	4.6226	0.0150		0.2377	0.2377		0.2187	0.2187	0.0000	1,451.1041	1,451.1041	0.4693		1,462.8371
Total	0.5602	5.9289	4.6226	0.0150		0.2377	0.2377		0.2187	0.2187	0.0000	1,451.1041	1,451.1041	0.4693		1,462.8371

CalEEMod Version: CalEEMod.2016.3.2

Page 56 of 120

Date: 2/11/2021 2:11 PM

Estrella Substation and Paso Robles Area Reinforcement Project - San Luis Obispo County, Summer

3.10 230-kV Substation Foundation Construction - 2022**Mitigated Construction Off-Site**

	ROG	NOx	CO	SO2	Fugitive PM10	Exhaust PM10	PM10 Total	Fugitive PM2.5	Exhaust PM2.5	PM2.5 Total	Bio- CO2	NBio- CO2	Total CO2	CH4	N2O	CO2e
Category	lb/day										lb/day					
Hauling	0.0000	0.0000	0.0000	0.0000	0.0000	0.0000	0.0000	0.0000	0.0000	0.0000		0.0000	0.0000	0.0000		0.0000
Vendor	0.0593	2.1413	0.5697	3.2600e-003	0.0538	3.4900e-003	0.0573	0.0155	3.3300e-003	0.0189		348.4271	348.4271	0.0271		349.1053
Worker	0.0608	0.0434	0.4525	1.2400e-003	0.1403	8.9000e-004	0.1412	0.0372	8.2000e-004	0.0380		123.6949	123.6949	3.5900e-003		123.7846
Total	0.1201	2.1847	1.0222	4.5000e-003	0.1941	4.3800e-003	0.1984	0.0528	4.1500e-003	0.0569		472.1220	472.1220	0.0307		472.8899

3.11 70-kV Substation Mobilization - 2022**Unmitigated Construction On-Site**

	ROG	NOx	CO	SO2	Fugitive PM10	Exhaust PM10	PM10 Total	Fugitive PM2.5	Exhaust PM2.5	PM2.5 Total	Bio- CO2	NBio- CO2	Total CO2	CH4	N2O	CO2e
Category	lb/day										lb/day					
Fugitive Dust					0.2651	0.0000	0.2651	0.0286	0.0000	0.0286			0.0000			0.0000
Off-Road	0.2899	3.4666	1.9799	4.8700e-003		0.1287	0.1287		0.1184	0.1184		471.2589	471.2589	0.1524		475.0693
Total	0.2899	3.4666	1.9799	4.8700e-003	0.2651	0.1287	0.3938	0.0286	0.1184	0.1470		471.2589	471.2589	0.1524		475.0693

CalEEMod Version: CalEEMod.2016.3.2

Page 57 of 120

Date: 2/11/2021 2:11 PM

Estrella Substation and Paso Robles Area Reinforcement Project - San Luis Obispo County, Summer

3.11 70-kV Substation Mobilization - 2022**Unmitigated Construction Off-Site**

	ROG	NOx	CO	SO2	Fugitive PM10	Exhaust PM10	PM10 Total	Fugitive PM2.5	Exhaust PM2.5	PM2.5 Total	Bio- CO2	NBio- CO2	Total CO2	CH4	N2O	CO2e
Category	lb/day										lb/day					
Hauling	0.0000	0.0000	0.0000	0.0000	0.0000	0.0000	0.0000	0.0000	0.0000	0.0000		0.0000	0.0000	0.0000		0.0000
Vendor	0.0291	0.8565	0.2308	2.6200e-003	0.0722	3.2300e-003	0.0754	0.0208	3.0900e-003	0.0239		279.2845	279.2845	0.0119		279.5620
Worker	0.0419	0.0294	0.3072	8.3000e-004	0.0935	6.0000e-004	0.0941	0.0248	5.6000e-004	0.0254		82.7298	82.7298	2.4200e-003		82.7903
Total	0.0709	0.8858	0.5380	3.4500e-003	0.1657	3.8300e-003	0.1695	0.0456	3.6500e-003	0.0492		362.0143	362.0143	0.0143		362.3723

Mitigated Construction On-Site

	ROG	NOx	CO	SO2	Fugitive PM10	Exhaust PM10	PM10 Total	Fugitive PM2.5	Exhaust PM2.5	PM2.5 Total	Bio- CO2	NBio- CO2	Total CO2	CH4	N2O	CO2e
Category	lb/day										lb/day					
Fugitive Dust					0.1034	0.0000	0.1034	0.0112	0.0000	0.0112			0.0000			0.0000
Off-Road	0.2899	3.4666	1.9799	4.8700e-003		0.1287	0.1287		0.1184	0.1184	0.0000	471.2589	471.2589	0.1524		475.0693
Total	0.2899	3.4666	1.9799	4.8700e-003	0.1034	0.1287	0.2321	0.0112	0.1184	0.1295	0.0000	471.2589	471.2589	0.1524		475.0693

CalEEMod Version: CalEEMod.2016.3.2

Page 58 of 120

Date: 2/11/2021 2:11 PM

Estrella Substation and Paso Robles Area Reinforcement Project - San Luis Obispo County, Summer

3.11 70-kV Substation Mobilization - 2022**Mitigated Construction Off-Site**

	ROG	NOx	CO	SO2	Fugitive PM10	Exhaust PM10	PM10 Total	Fugitive PM2.5	Exhaust PM2.5	PM2.5 Total	Bio- CO2	NBio- CO2	Total CO2	CH4	N2O	CO2e
Category	lb/day										lb/day					
Hauling	0.0000	0.0000	0.0000	0.0000	0.0000	0.0000	0.0000	0.0000	0.0000	0.0000		0.0000	0.0000	0.0000		0.0000
Vendor	0.0291	0.8565	0.2308	2.6200e-003	0.0722	3.2300e-003	0.0754	0.0208	3.0900e-003	0.0239		279.2845	279.2845	0.0119		279.5620
Worker	0.0419	0.0294	0.3072	8.3000e-004	0.0935	6.0000e-004	0.0941	0.0248	5.6000e-004	0.0254		82.7298	82.7298	2.4200e-003		82.7903
Total	0.0709	0.8858	0.5380	3.4500e-003	0.1657	3.8300e-003	0.1695	0.0456	3.6500e-003	0.0492		362.0143	362.0143	0.0143		362.3723

3.12 70-kV Substation Foundation Construction - 2022**Unmitigated Construction On-Site**

	ROG	NOx	CO	SO2	Fugitive PM10	Exhaust PM10	PM10 Total	Fugitive PM2.5	Exhaust PM2.5	PM2.5 Total	Bio- CO2	NBio- CO2	Total CO2	CH4	N2O	CO2e
Category	lb/day										lb/day					
Off-Road	0.7527	7.3217	6.8781	0.0159		0.4023	0.4023		0.3702	0.3702		1,541.7492	1,541.7492	0.4986		1,554.2150
Total	0.7527	7.3217	6.8781	0.0159		0.4023	0.4023		0.3702	0.3702		1,541.7492	1,541.7492	0.4986		1,554.2150

CalEEMod Version: CalEEMod.2016.3.2

Page 59 of 120

Date: 2/11/2021 2:11 PM

Estrella Substation and Paso Robles Area Reinforcement Project - San Luis Obispo County, Summer

3.12 70-kV Substation Foundation Construction - 2022**Unmitigated Construction Off-Site**

	ROG	NOx	CO	SO2	Fugitive PM10	Exhaust PM10	PM10 Total	Fugitive PM2.5	Exhaust PM2.5	PM2.5 Total	Bio- CO2	NBio- CO2	Total CO2	CH4	N2O	CO2e
Category	lb/day										lb/day					
Hauling	0.0000	0.0000	0.0000	0.0000	0.0000	0.0000	0.0000	0.0000	0.0000	0.0000		0.0000	0.0000	0.0000		0.0000
Vendor	0.0630	1.8557	0.5001	5.6800e-003	0.1564	7.0000e-003	0.1634	0.0450	6.7000e-003	0.0517		605.1165	605.1165	0.0258		605.7611
Worker	0.0612	0.0437	0.4555	1.2500e-003	0.1415	9.0000e-004	0.1424	0.0375	8.3000e-004	0.0384		124.6891	124.6891	3.6100e-003		124.7794
Total	0.1241	1.8994	0.9556	6.9300e-003	0.2979	7.9000e-003	0.3058	0.0825	7.5300e-003	0.0900		729.8055	729.8055	0.0294		730.5405

Mitigated Construction On-Site

	ROG	NOx	CO	SO2	Fugitive PM10	Exhaust PM10	PM10 Total	Fugitive PM2.5	Exhaust PM2.5	PM2.5 Total	Bio- CO2	NBio- CO2	Total CO2	CH4	N2O	CO2e
Category	lb/day										lb/day					
Off-Road	0.7527	7.3217	6.8781	0.0159		0.4023	0.4023		0.3702	0.3702	0.0000	1,541.7492	1,541.7492	0.4986		1,554.2150
Total	0.7527	7.3217	6.8781	0.0159		0.4023	0.4023		0.3702	0.3702	0.0000	1,541.7492	1,541.7492	0.4986		1,554.2150

CalEEMod Version: CalEEMod.2016.3.2

Page 60 of 120

Date: 2/11/2021 2:11 PM

Estrella Substation and Paso Robles Area Reinforcement Project - San Luis Obispo County, Summer

3.12 70-kV Substation Foundation Construction - 2022**Mitigated Construction Off-Site**

	ROG	NOx	CO	SO2	Fugitive PM10	Exhaust PM10	PM10 Total	Fugitive PM2.5	Exhaust PM2.5	PM2.5 Total	Bio- CO2	NBio- CO2	Total CO2	CH4	N2O	CO2e
Category	lb/day										lb/day					
Hauling	0.0000	0.0000	0.0000	0.0000	0.0000	0.0000	0.0000	0.0000	0.0000	0.0000		0.0000	0.0000	0.0000		0.0000
Vendor	0.0630	1.8557	0.5001	5.6800e-003	0.1564	7.0000e-003	0.1634	0.0450	6.7000e-003	0.0517		605.1165	605.1165	0.0258		605.7611
Worker	0.0612	0.0437	0.4555	1.2500e-003	0.1415	9.0000e-004	0.1424	0.0375	8.3000e-004	0.0384		124.6891	124.6891	3.6100e-003		124.7794
Total	0.1241	1.8994	0.9556	6.9300e-003	0.2979	7.9000e-003	0.3058	0.0825	7.5300e-003	0.0900		729.8055	729.8055	0.0294		730.5405

3.13 70-kV Substation Ground Grid Conduit Installation - 2022**Unmitigated Construction On-Site**

	ROG	NOx	CO	SO2	Fugitive PM10	Exhaust PM10	PM10 Total	Fugitive PM2.5	Exhaust PM2.5	PM2.5 Total	Bio- CO2	NBio- CO2	Total CO2	CH4	N2O	CO2e
Category	lb/day										lb/day					
Off-Road	0.3964	3.7915	3.6277	4.8600e-003		0.2472	0.2472		0.2274	0.2274		471.1413	471.1413	0.1524		474.9507
Total	0.3964	3.7915	3.6277	4.8600e-003		0.2472	0.2472		0.2274	0.2274		471.1413	471.1413	0.1524		474.9507

CalEEMod Version: CalEEMod.2016.3.2

Page 61 of 120

Date: 2/11/2021 2:11 PM

Estrella Substation and Paso Robles Area Reinforcement Project - San Luis Obispo County, Summer

3.13 70-kV Substation Ground Grid Conduit Installation - 2022**Unmitigated Construction Off-Site**

	ROG	NOx	CO	SO2	Fugitive PM10	Exhaust PM10	PM10 Total	Fugitive PM2.5	Exhaust PM2.5	PM2.5 Total	Bio- CO2	NBio- CO2	Total CO2	CH4	N2O	CO2e
Category	lb/day										lb/day					
Hauling	0.0000	0.0000	0.0000	0.0000	0.0000	0.0000	0.0000	0.0000	0.0000	0.0000		0.0000	0.0000	0.0000		0.0000
Vendor	0.0436	1.2847	0.3462	3.9300e-003	0.1083	4.8500e-003	0.1131	0.0312	4.6400e-003	0.0358		418.9268	418.9268	0.0179		419.3731
Worker	0.0334	0.0238	0.2485	6.8000e-004	0.0772	4.9000e-004	0.0776	0.0205	4.5000e-004	0.0209		68.0122	68.0122	1.9700e-003		68.0615
Total	0.0770	1.3085	0.5947	4.6100e-003	0.1854	5.3400e-003	0.1908	0.0516	5.0900e-003	0.0567		486.9390	486.9390	0.0198		487.4345

Mitigated Construction On-Site

	ROG	NOx	CO	SO2	Fugitive PM10	Exhaust PM10	PM10 Total	Fugitive PM2.5	Exhaust PM2.5	PM2.5 Total	Bio- CO2	NBio- CO2	Total CO2	CH4	N2O	CO2e
Category	lb/day										lb/day					
Off-Road	0.3964	3.7915	3.6277	4.8600e-003		0.2472	0.2472		0.2274	0.2274	0.0000	471.1413	471.1413	0.1524		474.9507
Total	0.3964	3.7915	3.6277	4.8600e-003		0.2472	0.2472		0.2274	0.2274	0.0000	471.1413	471.1413	0.1524		474.9507

CalEEMod Version: CalEEMod.2016.3.2

Page 62 of 120

Date: 2/11/2021 2:11 PM

Estrella Substation and Paso Robles Area Reinforcement Project - San Luis Obispo County, Summer

3.13 70-kV Substation Ground Grid Conduit Installation - 2022**Mitigated Construction Off-Site**

	ROG	NOx	CO	SO2	Fugitive PM10	Exhaust PM10	PM10 Total	Fugitive PM2.5	Exhaust PM2.5	PM2.5 Total	Bio- CO2	NBio- CO2	Total CO2	CH4	N2O	CO2e
Category	lb/day										lb/day					
Hauling	0.0000	0.0000	0.0000	0.0000	0.0000	0.0000	0.0000	0.0000	0.0000	0.0000		0.0000	0.0000	0.0000		0.0000
Vendor	0.0436	1.2847	0.3462	3.9300e-003	0.1083	4.8500e-003	0.1131	0.0312	4.6400e-003	0.0358		418.9268	418.9268	0.0179		419.3731
Worker	0.0334	0.0238	0.2485	6.8000e-004	0.0772	4.9000e-004	0.0776	0.0205	4.5000e-004	0.0209		68.0122	68.0122	1.9700e-003		68.0615
Total	0.0770	1.3085	0.5947	4.6100e-003	0.1854	5.3400e-003	0.1908	0.0516	5.0900e-003	0.0567		486.9390	486.9390	0.0198		487.4345

3.14 230-kV Substation Ground Grid Conduit Installation - 2022**Unmitigated Construction On-Site**

	ROG	NOx	CO	SO2	Fugitive PM10	Exhaust PM10	PM10 Total	Fugitive PM2.5	Exhaust PM2.5	PM2.5 Total	Bio- CO2	NBio- CO2	Total CO2	CH4	N2O	CO2e
Category	lb/day										lb/day					
Off-Road	0.3639	3.3797	2.5990	3.3700e-003		0.2395	0.2395		0.2203	0.2203		326.9494	326.9494	0.1057		329.5930
Total	0.3639	3.3797	2.5990	3.3700e-003		0.2395	0.2395		0.2203	0.2203		326.9494	326.9494	0.1057		329.5930

CalEEMod Version: CalEEMod.2016.3.2

Page 63 of 120

Date: 2/11/2021 2:11 PM

Estrella Substation and Paso Robles Area Reinforcement Project - San Luis Obispo County, Summer

3.14 230-kV Substation Ground Grid Conduit Installation - 2022**Unmitigated Construction Off-Site**

	ROG	NOx	CO	SO2	Fugitive PM10	Exhaust PM10	PM10 Total	Fugitive PM2.5	Exhaust PM2.5	PM2.5 Total	Bio- CO2	NBio- CO2	Total CO2	CH4	N2O	CO2e
Category	lb/day										lb/day					
Hauling	0.0000	0.0000	0.0000	0.0000	0.0000	0.0000	0.0000	0.0000	0.0000	0.0000		0.0000	0.0000	0.0000		0.0000
Vendor	0.0483	1.8230	0.4839	2.2400e-003	0.0251	2.2200e-003	0.0274	7.3000e-003	2.1200e-003	9.4300e-003		239.6258	239.6258	0.0227		240.1926
Worker	0.0351	0.0254	0.2648	7.4000e-004	0.0835	5.2000e-004	0.0841	0.0222	4.8000e-004	0.0226		73.4348	73.4348	2.1100e-003		73.4876
Total	0.0834	1.8485	0.7487	2.9800e-003	0.1087	2.7400e-003	0.1114	0.0295	2.6000e-003	0.0321		313.0606	313.0606	0.0248		313.6802

Mitigated Construction On-Site

	ROG	NOx	CO	SO2	Fugitive PM10	Exhaust PM10	PM10 Total	Fugitive PM2.5	Exhaust PM2.5	PM2.5 Total	Bio- CO2	NBio- CO2	Total CO2	CH4	N2O	CO2e
Category	lb/day										lb/day					
Off-Road	0.3639	3.3797	2.5990	3.3700e-003		0.2395	0.2395		0.2203	0.2203	0.0000	326.9494	326.9494	0.1057		329.5930
Total	0.3639	3.3797	2.5990	3.3700e-003		0.2395	0.2395		0.2203	0.2203	0.0000	326.9494	326.9494	0.1057		329.5930

CalEEMod Version: CalEEMod.2016.3.2

Page 64 of 120

Date: 2/11/2021 2:11 PM

Estrella Substation and Paso Robles Area Reinforcement Project - San Luis Obispo County, Summer

3.14 230-kV Substation Ground Grid Conduit Installation - 2022**Mitigated Construction Off-Site**

	ROG	NOx	CO	SO2	Fugitive PM10	Exhaust PM10	PM10 Total	Fugitive PM2.5	Exhaust PM2.5	PM2.5 Total	Bio- CO2	NBio- CO2	Total CO2	CH4	N2O	CO2e
Category	lb/day										lb/day					
Hauling	0.0000	0.0000	0.0000	0.0000	0.0000	0.0000	0.0000	0.0000	0.0000	0.0000		0.0000	0.0000	0.0000		0.0000
Vendor	0.0483	1.8230	0.4839	2.2400e-003	0.0251	2.2200e-003	0.0274	7.3000e-003	2.1200e-003	9.4300e-003		239.6258	239.6258	0.0227		240.1926
Worker	0.0351	0.0254	0.2648	7.4000e-004	0.0835	5.2000e-004	0.0841	0.0222	4.8000e-004	0.0226		73.4348	73.4348	2.1100e-003		73.4876
Total	0.0834	1.8485	0.7487	2.9800e-003	0.1087	2.7400e-003	0.1114	0.0295	2.6000e-003	0.0321		313.0606	313.0606	0.0248		313.6802

3.15 230-kV Substation Steel Bus Erection - 2022**Unmitigated Construction On-Site**

	ROG	NOx	CO	SO2	Fugitive PM10	Exhaust PM10	PM10 Total	Fugitive PM2.5	Exhaust PM2.5	PM2.5 Total	Bio- CO2	NBio- CO2	Total CO2	CH4	N2O	CO2e
Category	lb/day										lb/day					
Off-Road	0.5550	4.4273	4.1662	0.0145		0.1536	0.1536		0.1413	0.1413		1,399.0142	1,399.0142	0.4525		1,410.3260
Total	0.5550	4.4273	4.1662	0.0145		0.1536	0.1536		0.1413	0.1413		1,399.0142	1,399.0142	0.4525		1,410.3260

CalEEMod Version: CalEEMod.2016.3.2

Page 65 of 120

Date: 2/11/2021 2:11 PM

Estrella Substation and Paso Robles Area Reinforcement Project - San Luis Obispo County, Summer

3.15 230-kV Substation Steel Bus Erection - 2022**Unmitigated Construction Off-Site**

	ROG	NOx	CO	SO2	Fugitive PM10	Exhaust PM10	PM10 Total	Fugitive PM2.5	Exhaust PM2.5	PM2.5 Total	Bio- CO2	NBio- CO2	Total CO2	CH4	N2O	CO2e
Category	lb/day										lb/day					
Hauling	0.0000	0.0000	0.0000	0.0000	0.0000	0.0000	0.0000	0.0000	0.0000	0.0000		0.0000	0.0000	0.0000		0.0000
Vendor	0.0523	1.9434	0.5162	2.5800e-003	0.0340	2.6300e-003	0.0367	9.8700e-003	2.5100e-003	0.0124		275.4384	275.4384	0.0243		276.0463
Worker	0.0362	0.0264	0.2744	7.7000e-004	0.0873	5.4000e-004	0.0878	0.0232	5.0000e-004	0.0237		76.6109	76.6109	2.1900e-003		76.6658
Total	0.0884	1.9698	0.7906	3.3500e-003	0.1213	3.1700e-003	0.1245	0.0330	3.0100e-003	0.0360		352.0493	352.0493	0.0265		352.7121

Mitigated Construction On-Site

	ROG	NOx	CO	SO2	Fugitive PM10	Exhaust PM10	PM10 Total	Fugitive PM2.5	Exhaust PM2.5	PM2.5 Total	Bio- CO2	NBio- CO2	Total CO2	CH4	N2O	CO2e
Category	lb/day										lb/day					
Off-Road	0.5550	4.4273	4.1662	0.0145		0.1536	0.1536		0.1413	0.1413	0.0000	1,399.0142	1,399.0142	0.4525		1,410.3260
Total	0.5550	4.4273	4.1662	0.0145		0.1536	0.1536		0.1413	0.1413	0.0000	1,399.0142	1,399.0142	0.4525		1,410.3260

CalEEMod Version: CalEEMod.2016.3.2

Page 66 of 120

Date: 2/11/2021 2:11 PM

Estrella Substation and Paso Robles Area Reinforcement Project - San Luis Obispo County, Summer

3.15 230-kV Substation Steel Bus Erection - 2022**Mitigated Construction Off-Site**

	ROG	NOx	CO	SO2	Fugitive PM10	Exhaust PM10	PM10 Total	Fugitive PM2.5	Exhaust PM2.5	PM2.5 Total	Bio- CO2	NBio- CO2	Total CO2	CH4	N2O	CO2e
Category	lb/day										lb/day					
Hauling	0.0000	0.0000	0.0000	0.0000	0.0000	0.0000	0.0000	0.0000	0.0000	0.0000		0.0000	0.0000	0.0000		0.0000
Vendor	0.0523	1.9434	0.5162	2.5800e-003	0.0340	2.6300e-003	0.0367	9.8700e-003	2.5100e-003	0.0124		275.4384	275.4384	0.0243		276.0463
Worker	0.0362	0.0264	0.2744	7.7000e-004	0.0873	5.4000e-004	0.0878	0.0232	5.0000e-004	0.0237		76.6109	76.6109	2.1900e-003		76.6658
Total	0.0884	1.9698	0.7906	3.3500e-003	0.1213	3.1700e-003	0.1245	0.0330	3.0100e-003	0.0360		352.0493	352.0493	0.0265		352.7121

3.15 230-kV Substation Steel Bus Erection - 2023**Unmitigated Construction On-Site**

	ROG	NOx	CO	SO2	Fugitive PM10	Exhaust PM10	PM10 Total	Fugitive PM2.5	Exhaust PM2.5	PM2.5 Total	Bio- CO2	NBio- CO2	Total CO2	CH4	N2O	CO2e
Category	lb/day										lb/day					
Off-Road	0.5294	3.9615	4.0945	0.0145		0.1358	0.1358		0.1250	0.1250		1,399.9174	1,399.9174	0.4528		1,411.2365
Total	0.5294	3.9615	4.0945	0.0145		0.1358	0.1358		0.1250	0.1250		1,399.9174	1,399.9174	0.4528		1,411.2365

CalEEMod Version: CalEEMod.2016.3.2

Page 67 of 120

Date: 2/11/2021 2:11 PM

Estrella Substation and Paso Robles Area Reinforcement Project - San Luis Obispo County, Summer

3.15 230-kV Substation Steel Bus Erection - 2023**Unmitigated Construction Off-Site**

	ROG	NOx	CO	SO2	Fugitive PM10	Exhaust PM10	PM10 Total	Fugitive PM2.5	Exhaust PM2.5	PM2.5 Total	Bio- CO2	NBio- CO2	Total CO2	CH4	N2O	CO2e
Category	lb/day										lb/day					
Hauling	0.0000	0.0000	0.0000	0.0000	0.0000	0.0000	0.0000	0.0000	0.0000	0.0000		0.0000	0.0000	0.0000		0.0000
Vendor	0.0406	1.7137	0.4549	2.5500e-003	0.0340	1.1600e-003	0.0352	9.8700e-003	1.1100e-003	0.0110		272.7425	272.7425	0.0206		273.2586
Worker	0.0339	0.0237	0.2510	7.4000e-004	0.0873	5.3000e-004	0.0878	0.0232	4.9000e-004	0.0236		73.7389	73.7389	1.9600e-003		73.7879
Total	0.0745	1.7375	0.7059	3.2900e-003	0.1213	1.6900e-003	0.1230	0.0330	1.6000e-003	0.0346		346.4814	346.4814	0.0226		347.0465

Mitigated Construction On-Site

	ROG	NOx	CO	SO2	Fugitive PM10	Exhaust PM10	PM10 Total	Fugitive PM2.5	Exhaust PM2.5	PM2.5 Total	Bio- CO2	NBio- CO2	Total CO2	CH4	N2O	CO2e
Category	lb/day										lb/day					
Off-Road	0.5294	3.9615	4.0945	0.0145		0.1358	0.1358		0.1250	0.1250	0.0000	1,399.9174	1,399.9174	0.4528		1,411.2365
Total	0.5294	3.9615	4.0945	0.0145		0.1358	0.1358		0.1250	0.1250	0.0000	1,399.9174	1,399.9174	0.4528		1,411.2365

CalEEMod Version: CalEEMod.2016.3.2

Page 68 of 120

Date: 2/11/2021 2:11 PM

Estrella Substation and Paso Robles Area Reinforcement Project - San Luis Obispo County, Summer

3.15 230-kV Substation Steel Bus Erection - 2023**Mitigated Construction Off-Site**

	ROG	NOx	CO	SO2	Fugitive PM10	Exhaust PM10	PM10 Total	Fugitive PM2.5	Exhaust PM2.5	PM2.5 Total	Bio- CO2	NBio- CO2	Total CO2	CH4	N2O	CO2e
Category	lb/day										lb/day					
Hauling	0.0000	0.0000	0.0000	0.0000	0.0000	0.0000	0.0000	0.0000	0.0000	0.0000		0.0000	0.0000	0.0000		0.0000
Vendor	0.0406	1.7137	0.4549	2.5500e-003	0.0340	1.1600e-003	0.0352	9.8700e-003	1.1100e-003	0.0110		272.7425	272.7425	0.0206		273.2586
Worker	0.0339	0.0237	0.2510	7.4000e-004	0.0873	5.3000e-004	0.0878	0.0232	4.9000e-004	0.0236		73.7389	73.7389	1.9600e-003		73.7879
Total	0.0745	1.7375	0.7059	3.2900e-003	0.1213	1.6900e-003	0.1230	0.0330	1.6000e-003	0.0346		346.4814	346.4814	0.0226		347.0465

3.16 230-kV Substation Install Yard Rock - 2022**Unmitigated Construction On-Site**

	ROG	NOx	CO	SO2	Fugitive PM10	Exhaust PM10	PM10 Total	Fugitive PM2.5	Exhaust PM2.5	PM2.5 Total	Bio- CO2	NBio- CO2	Total CO2	CH4	N2O	CO2e
Category	lb/day										lb/day					
Off-Road	0.7475	6.1779	5.9324	0.0191		0.2256	0.2256		0.2075	0.2075		1,849.2207	1,849.2207	0.5981		1,864.1726
Total	0.7475	6.1779	5.9324	0.0191		0.2256	0.2256		0.2075	0.2075		1,849.2207	1,849.2207	0.5981		1,864.1726

CalEEMod Version: CalEEMod.2016.3.2

Page 69 of 120

Date: 2/11/2021 2:11 PM

Estrella Substation and Paso Robles Area Reinforcement Project - San Luis Obispo County, Summer

3.16 230-kV Substation Install Yard Rock - 2022**Unmitigated Construction Off-Site**

	ROG	NOx	CO	SO2	Fugitive PM10	Exhaust PM10	PM10 Total	Fugitive PM2.5	Exhaust PM2.5	PM2.5 Total	Bio- CO2	NBio- CO2	Total CO2	CH4	N2O	CO2e
Category	lb/day										lb/day					
Hauling	0.0000	0.0000	0.0000	0.0000	0.0000	0.0000	0.0000	0.0000	0.0000	0.0000		0.0000	0.0000	0.0000		0.0000
Vendor	0.1668	5.1391	1.3808	0.0139	0.3619	0.0168	0.3787	0.1042	0.0161	0.1202		1,479.0425	1,479.0425	0.0699		1,480.7909
Worker	0.0520	0.0375	0.3809	1.0800e-003	0.1228	7.7000e-004	0.1236	0.0326	7.1000e-004	0.0333		108.0607	108.0607	3.1100e-003		108.1385
Total	0.2188	5.1766	1.7717	0.0150	0.4847	0.0176	0.5023	0.1367	0.0168	0.1535		1,587.1032	1,587.1032	0.0730		1,588.9294

Mitigated Construction On-Site

	ROG	NOx	CO	SO2	Fugitive PM10	Exhaust PM10	PM10 Total	Fugitive PM2.5	Exhaust PM2.5	PM2.5 Total	Bio- CO2	NBio- CO2	Total CO2	CH4	N2O	CO2e
Category	lb/day										lb/day					
Off-Road	0.7475	6.1779	5.9324	0.0191		0.2256	0.2256		0.2075	0.2075	0.0000	1,849.2207	1,849.2207	0.5981		1,864.1726
Total	0.7475	6.1779	5.9324	0.0191		0.2256	0.2256		0.2075	0.2075	0.0000	1,849.2207	1,849.2207	0.5981		1,864.1726

CalEEMod Version: CalEEMod.2016.3.2

Page 70 of 120

Date: 2/11/2021 2:11 PM

Estrella Substation and Paso Robles Area Reinforcement Project - San Luis Obispo County, Summer

3.16 230-kV Substation Install Yard Rock - 2022**Mitigated Construction Off-Site**

	ROG	NOx	CO	SO2	Fugitive PM10	Exhaust PM10	PM10 Total	Fugitive PM2.5	Exhaust PM2.5	PM2.5 Total	Bio- CO2	NBio- CO2	Total CO2	CH4	N2O	CO2e
Category	lb/day										lb/day					
Hauling	0.0000	0.0000	0.0000	0.0000	0.0000	0.0000	0.0000	0.0000	0.0000	0.0000		0.0000	0.0000	0.0000		0.0000
Vendor	0.1668	5.1391	1.3808	0.0139	0.3619	0.0168	0.3787	0.1042	0.0161	0.1202		1,479.0425	1,479.0425	0.0699		1,480.7909
Worker	0.0520	0.0375	0.3909	1.0800e-003	0.1228	7.7000e-004	0.1236	0.0326	7.1000e-004	0.0333		108.0607	108.0607	3.1100e-003		108.1385
Total	0.2188	5.1766	1.7717	0.0150	0.4847	0.0176	0.5023	0.1367	0.0168	0.1535		1,587.1032	1,587.1032	0.0730		1,588.9294

3.16 230-kV Substation Install Yard Rock - 2023**Unmitigated Construction On-Site**

	ROG	NOx	CO	SO2	Fugitive PM10	Exhaust PM10	PM10 Total	Fugitive PM2.5	Exhaust PM2.5	PM2.5 Total	Bio- CO2	NBio- CO2	Total CO2	CH4	N2O	CO2e
Category	lb/day										lb/day					
Off-Road	0.7112	5.5407	5.8424	0.0191		0.1978	0.1978		0.1820	0.1820		1,850.4684	1,850.4684	0.5985		1,865.4304
Total	0.7112	5.5407	5.8424	0.0191		0.1978	0.1978		0.1820	0.1820		1,850.4684	1,850.4684	0.5985		1,865.4304

CalEEMod Version: CalEEMod.2016.3.2

Page 71 of 120

Date: 2/11/2021 2:11 PM

Estrella Substation and Paso Robles Area Reinforcement Project - San Luis Obispo County, Summer

3.16 230-kV Substation Install Yard Rock - 2023**Unmitigated Construction Off-Site**

	ROG	NOx	CO	SO2	Fugitive PM10	Exhaust PM10	PM10 Total	Fugitive PM2.5	Exhaust PM2.5	PM2.5 Total	Bio- CO2	NBio- CO2	Total CO2	CH4	N2O	CO2e
Category	lb/day										lb/day					
Hauling	0.0000	0.0000	0.0000	0.0000	0.0000	0.0000	0.0000	0.0000	0.0000	0.0000		0.0000	0.0000	0.0000		0.0000
Vendor	0.1262	4.0860	1.2198	0.0136	0.3620	7.9100e-003	0.3699	0.1042	7.5600e-003	0.1117		1,452.5337	1,452.5337	0.0639		1,454.1300
Worker	0.0487	0.0337	0.3574	1.0400e-003	0.1228	7.5000e-004	0.1236	0.0326	6.9000e-004	0.0333		104.0104	104.0104	2.7800e-003		104.0800
Total	0.1750	4.1198	1.5773	0.0146	0.4848	8.6600e-003	0.4935	0.1368	8.2500e-003	0.1450		1,556.5442	1,556.5442	0.0666		1,558.2099

Mitigated Construction On-Site

	ROG	NOx	CO	SO2	Fugitive PM10	Exhaust PM10	PM10 Total	Fugitive PM2.5	Exhaust PM2.5	PM2.5 Total	Bio- CO2	NBio- CO2	Total CO2	CH4	N2O	CO2e
Category	lb/day										lb/day					
Off-Road	0.7112	5.5407	5.8424	0.0191		0.1978	0.1978		0.1820	0.1820	0.0000	1,850.4684	1,850.4684	0.5985		1,865.4304
Total	0.7112	5.5407	5.8424	0.0191		0.1978	0.1978		0.1820	0.1820	0.0000	1,850.4684	1,850.4684	0.5985		1,865.4304

CalEEMod Version: CalEEMod.2016.3.2

Page 72 of 120

Date: 2/11/2021 2:11 PM

Estrella Substation and Paso Robles Area Reinforcement Project - San Luis Obispo County, Summer

3.16 230-kV Substation Install Yard Rock - 2023**Mitigated Construction Off-Site**

	ROG	NOx	CO	SO2	Fugitive PM10	Exhaust PM10	PM10 Total	Fugitive PM2.5	Exhaust PM2.5	PM2.5 Total	Bio- CO2	NBio- CO2	Total CO2	CH4	N2O	CO2e
Category	lb/day										lb/day					
Hauling	0.0000	0.0000	0.0000	0.0000	0.0000	0.0000	0.0000	0.0000	0.0000	0.0000		0.0000	0.0000	0.0000		0.0000
Vendor	0.1262	4.0860	1.2198	0.0136	0.3620	7.9100e-003	0.3699	0.1042	7.5600e-003	0.1117		1,452.5337	1,452.5337	0.0639		1,454.1300
Worker	0.0487	0.0337	0.3574	1.0400e-003	0.1228	7.5000e-004	0.1236	0.0326	6.9000e-004	0.0333		104.0104	104.0104	2.7800e-003		104.0800
Total	0.1750	4.1198	1.5773	0.0146	0.4848	8.6600e-003	0.4935	0.1368	8.2500e-003	0.1450		1,556.5442	1,556.5442	0.0666		1,558.2099

3.17 70-kV Substation Steel Bus Erection - 2023**Unmitigated Construction On-Site**

	ROG	NOx	CO	SO2	Fugitive PM10	Exhaust PM10	PM10 Total	Fugitive PM2.5	Exhaust PM2.5	PM2.5 Total	Bio- CO2	NBio- CO2	Total CO2	CH4	N2O	CO2e
Category	lb/day										lb/day					
Off-Road	0.8239	6.4014	7.0821	0.0231		0.2117	0.2117		0.1947	0.1947		2,239.9099	2,239.9099	0.7244		2,258.0207
Total	0.8239	6.4014	7.0821	0.0231		0.2117	0.2117		0.1947	0.1947		2,239.9099	2,239.9099	0.7244		2,258.0207

CalEEMod Version: CalEEMod.2016.3.2

Page 73 of 120

Date: 2/11/2021 2:11 PM

Estrella Substation and Paso Robles Area Reinforcement Project - San Luis Obispo County, Summer

3.17 70-kV Substation Steel Bus Erection - 2023**Unmitigated Construction Off-Site**

	ROG	NOx	CO	SO2	Fugitive PM10	Exhaust PM10	PM10 Total	Fugitive PM2.5	Exhaust PM2.5	PM2.5 Total	Bio- CO2	NBio- CO2	Total CO2	CH4	N2O	CO2e
Category	lb/day										lb/day					
Hauling	0.0000	0.0000	0.0000	0.0000	0.0000	0.0000	0.0000	0.0000	0.0000	0.0000		0.0000	0.0000	0.0000		0.0000
Vendor	0.0328	0.9923	0.3061	3.8500e-003	0.1083	2.2900e-003	0.1106	0.0312	2.1900e-003	0.0334		411.0301	411.0301	0.0166		411.4443
Worker	0.0334	0.0222	0.2372	6.7000e-004	0.0782	4.9000e-004	0.0787	0.0208	4.6000e-004	0.0212		66.7194	66.7194	1.8200e-003		66.7650
Total	0.0662	1.0145	0.5432	4.5200e-003	0.1865	2.7800e-003	0.1893	0.0519	2.6500e-003	0.0546		477.7496	477.7496	0.0184		478.2093

Mitigated Construction On-Site

	ROG	NOx	CO	SO2	Fugitive PM10	Exhaust PM10	PM10 Total	Fugitive PM2.5	Exhaust PM2.5	PM2.5 Total	Bio- CO2	NBio- CO2	Total CO2	CH4	N2O	CO2e
Category	lb/day										lb/day					
Off-Road	0.8239	6.4014	7.0821	0.0231		0.2117	0.2117		0.1947	0.1947	0.0000	2,239.9099	2,239.9099	0.7244		2,258.0207
Total	0.8239	6.4014	7.0821	0.0231		0.2117	0.2117		0.1947	0.1947	0.0000	2,239.9099	2,239.9099	0.7244		2,258.0207

CalEEMod Version: CalEEMod.2016.3.2

Page 74 of 120

Date: 2/11/2021 2:11 PM

Estrella Substation and Paso Robles Area Reinforcement Project - San Luis Obispo County, Summer

3.17 70-kV Substation Steel Bus Erection - 2023**Mitigated Construction Off-Site**

	ROG	NOx	CO	SO2	Fugitive PM10	Exhaust PM10	PM10 Total	Fugitive PM2.5	Exhaust PM2.5	PM2.5 Total	Bio- CO2	NBio- CO2	Total CO2	CH4	N2O	CO2e
Category	lb/day										lb/day					
Hauling	0.0000	0.0000	0.0000	0.0000	0.0000	0.0000	0.0000	0.0000	0.0000	0.0000		0.0000	0.0000	0.0000		0.0000
Vendor	0.0328	0.9923	0.3061	3.8500e-003	0.1083	2.2900e-003	0.1106	0.0312	2.1900e-003	0.0334		411.0301	411.0301	0.0166		411.4443
Worker	0.0334	0.0222	0.2372	6.7000e-004	0.0782	4.9000e-004	0.0787	0.0208	4.6000e-004	0.0212		66.7194	66.7194	1.8200e-003		66.7650
Total	0.0662	1.0145	0.5432	4.5200e-003	0.1865	2.7800e-003	0.1893	0.0519	2.6500e-003	0.0546		477.7496	477.7496	0.0184		478.2093

3.18 230-kV Substation Transformer & Equip Delivery & Installation - 2023**Unmitigated Construction On-Site**

	ROG	NOx	CO	SO2	Fugitive PM10	Exhaust PM10	PM10 Total	Fugitive PM2.5	Exhaust PM2.5	PM2.5 Total	Bio- CO2	NBio- CO2	Total CO2	CH4	N2O	CO2e
Category	lb/day										lb/day					
Off-Road	1.8288	13.5256	13.6033	0.0467		0.5180	0.5180		0.4830	0.4830		4,507.8392	4,507.8392	1.3491		4,541.5672
Total	1.8288	13.5256	13.6033	0.0467		0.5180	0.5180		0.4830	0.4830		4,507.8392	4,507.8392	1.3491		4,541.5672

CalEEMod Version: CalEEMod.2016.3.2

Page 75 of 120

Date: 2/11/2021 2:11 PM

Estrella Substation and Paso Robles Area Reinforcement Project - San Luis Obispo County, Summer

3.18 230-kV Substation Transformer & Equip Delivery & Installation - 2023**Unmitigated Construction Off-Site**

	ROG	NOx	CO	SO2	Fugitive PM10	Exhaust PM10	PM10 Total	Fugitive PM2.5	Exhaust PM2.5	PM2.5 Total	Bio- CO2	NBio- CO2	Total CO2	CH4	N2O	CO2e
Category	lb/day										lb/day					
Hauling	0.0000	0.0000	0.0000	0.0000	0.0000	0.0000	0.0000	0.0000	0.0000	0.0000		0.0000	0.0000	0.0000		0.0000
Vendor	0.0403	1.7070	0.4525	2.5000e-003	0.0327	1.1400e-003	0.0338	9.4700e-003	1.0900e-003	0.0106		268.0927	268.0927	0.0205		268.6051
Worker	0.0471	0.0323	0.3429	9.9000e-004	0.1167	7.2000e-004	0.1174	0.0310	6.6000e-004	0.0316		98.9781	98.9781	2.6600e-003		99.0446
Total	0.0874	1.7393	0.7955	3.4900e-003	0.1493	1.8600e-003	0.1512	0.0404	1.7500e-003	0.0422		367.0708	367.0708	0.0232		367.6497

Mitigated Construction On-Site

	ROG	NOx	CO	SO2	Fugitive PM10	Exhaust PM10	PM10 Total	Fugitive PM2.5	Exhaust PM2.5	PM2.5 Total	Bio- CO2	NBio- CO2	Total CO2	CH4	N2O	CO2e
Category	lb/day										lb/day					
Off-Road	1.8288	13.5256	13.6033	0.0467		0.5180	0.5180		0.4830	0.4830	0.0000	4,507.8392	4,507.8392	1.3491		4,541.5671
Total	1.8288	13.5256	13.6033	0.0467		0.5180	0.5180		0.4830	0.4830	0.0000	4,507.8392	4,507.8392	1.3491		4,541.5671

CalEEMod Version: CalEEMod.2016.3.2

Page 76 of 120

Date: 2/11/2021 2:11 PM

Estrella Substation and Paso Robles Area Reinforcement Project - San Luis Obispo County, Summer

3.18 230-kV Substation Transformer & Equip Delivery & Installation - 2023**Mitigated Construction Off-Site**

	ROG	NOx	CO	SO2	Fugitive PM10	Exhaust PM10	PM10 Total	Fugitive PM2.5	Exhaust PM2.5	PM2.5 Total	Bio- CO2	NBio- CO2	Total CO2	CH4	N2O	CO2e
Category	lb/day										lb/day					
Hauling	0.0000	0.0000	0.0000	0.0000	0.0000	0.0000	0.0000	0.0000	0.0000	0.0000		0.0000	0.0000	0.0000		0.0000
Vendor	0.0403	1.7070	0.4525	2.5000e-003	0.0327	1.1400e-003	0.0338	9.4700e-003	1.0900e-003	0.0106		268.0927	268.0927	0.0205		268.6051
Worker	0.0471	0.0323	0.3429	9.9000e-004	0.1167	7.2000e-004	0.1174	0.0310	6.6000e-004	0.0316		98.9781	98.9781	2.6600e-003		99.0446
Total	0.0874	1.7393	0.7955	3.4900e-003	0.1493	1.8600e-003	0.1512	0.0404	1.7500e-003	0.0422		367.0708	367.0708	0.0232		367.6497

3.19 230-kV Substation Control Enclosure Delivery and Install - 2023**Unmitigated Construction On-Site**

	ROG	NOx	CO	SO2	Fugitive PM10	Exhaust PM10	PM10 Total	Fugitive PM2.5	Exhaust PM2.5	PM2.5 Total	Bio- CO2	NBio- CO2	Total CO2	CH4	N2O	CO2e
Category	lb/day										lb/day					
Off-Road	0.2636	2.8616	1.3758	4.3300e-003		0.1195	0.1195		0.1099	0.1099		419.1144	419.1144	0.1356		422.5032
Total	0.2636	2.8616	1.3758	4.3300e-003		0.1195	0.1195		0.1099	0.1099		419.1144	419.1144	0.1356		422.5032

CalEEMod Version: CalEEMod.2016.3.2

Page 77 of 120

Date: 2/11/2021 2:11 PM

Estrella Substation and Paso Robles Area Reinforcement Project - San Luis Obispo County, Summer

3.19 230-kV Substation Control Enclosure Delivery and Install - 2023**Unmitigated Construction Off-Site**

	ROG	NOx	CO	SO2	Fugitive PM10	Exhaust PM10	PM10 Total	Fugitive PM2.5	Exhaust PM2.5	PM2.5 Total	Bio- CO2	NBio- CO2	Total CO2	CH4	N2O	CO2e
Category	lb/day										lb/day					
Hauling	0.0000	0.0000	0.0000	0.0000	0.0000	0.0000	0.0000	0.0000	0.0000	0.0000		0.0000	0.0000	0.0000		0.0000
Vendor	7.2900e-003	0.2205	0.0680	8.6000e-004	0.0241	5.1000e-004	0.0246	6.9200e-003	4.9000e-004	7.4100e-003		91.3400	91.3400	3.6800e-003		91.4321
Worker	0.0349	0.0247	0.2604	7.7000e-004	0.0913	5.5000e-004	0.0918	0.0242	5.1000e-004	0.0247		77.0193	77.0193	2.0400e-003		77.0703
Total	0.0422	0.2452	0.3284	1.6300e-003	0.1154	1.0600e-003	0.1164	0.0311	1.0000e-003	0.0321		168.3593	168.3593	5.7200e-003		168.5023

Mitigated Construction On-Site

	ROG	NOx	CO	SO2	Fugitive PM10	Exhaust PM10	PM10 Total	Fugitive PM2.5	Exhaust PM2.5	PM2.5 Total	Bio- CO2	NBio- CO2	Total CO2	CH4	N2O	CO2e
Category	lb/day										lb/day					
Off-Road	0.2636	2.8616	1.3758	4.3300e-003		0.1195	0.1195		0.1099	0.1099	0.0000	419.1144	419.1144	0.1356		422.5032
Total	0.2636	2.8616	1.3758	4.3300e-003		0.1195	0.1195		0.1099	0.1099	0.0000	419.1144	419.1144	0.1356		422.5032

CalEEMod Version: CalEEMod.2016.3.2

Page 78 of 120

Date: 2/11/2021 2:11 PM

Estrella Substation and Paso Robles Area Reinforcement Project - San Luis Obispo County, Summer

3.19 230-kV Substation Control Enclosure Delivery and Install - 2023**Mitigated Construction Off-Site**

	ROG	NOx	CO	SO2	Fugitive PM10	Exhaust PM10	PM10 Total	Fugitive PM2.5	Exhaust PM2.5	PM2.5 Total	Bio- CO2	NBio- CO2	Total CO2	CH4	N2O	CO2e
Category	lb/day										lb/day					
Hauling	0.0000	0.0000	0.0000	0.0000	0.0000	0.0000	0.0000	0.0000	0.0000	0.0000		0.0000	0.0000	0.0000		0.0000
Vendor	7.2900e-003	0.2205	0.0680	8.6000e-004	0.0241	5.1000e-004	0.0246	6.9200e-003	4.9000e-004	7.4100e-003		91.3400	91.3400	3.6800e-003		91.4321
Worker	0.0349	0.0247	0.2604	7.7000e-004	0.0913	5.5000e-004	0.0918	0.0242	5.1000e-004	0.0247		77.0193	77.0193	2.0400e-003		77.0703
Total	0.0422	0.2452	0.3284	1.6300e-003	0.1154	1.0600e-003	0.1164	0.0311	1.0000e-003	0.0321		168.3593	168.3593	5.7200e-003		168.5023

3.20 230-kV Substation Remaining Equipment Delivery and Install - 2023**Unmitigated Construction On-Site**

	ROG	NOx	CO	SO2	Fugitive PM10	Exhaust PM10	PM10 Total	Fugitive PM2.5	Exhaust PM2.5	PM2.5 Total	Bio- CO2	NBio- CO2	Total CO2	CH4	N2O	CO2e
Category	lb/day										lb/day					
Off-Road	0.3779	2.6759	2.4664	9.9200e-003		0.0968	0.0968		0.0890	0.0890		959.9164	959.9164	0.3105		967.6778
Total	0.3779	2.6759	2.4664	9.9200e-003		0.0968	0.0968		0.0890	0.0890		959.9164	959.9164	0.3105		967.6778

CalEEMod Version: CalEEMod.2016.3.2

Page 79 of 120

Date: 2/11/2021 2:11 PM

Estrella Substation and Paso Robles Area Reinforcement Project - San Luis Obispo County, Summer

**3.20 230-kV Substation Remaining Equipment Delivery and Install
- 2023****Unmitigated Construction Off-Site**

	ROG	NOx	CO	SO2	Fugitive PM10	Exhaust PM10	PM10 Total	Fugitive PM2.5	Exhaust PM2.5	PM2.5 Total	Bio- CO2	NBio- CO2	Total CO2	CH4	N2O	CO2e
Category	lb/day										lb/day					
Hauling	0.0000	0.0000	0.0000	0.0000	0.0000	0.0000	0.0000	0.0000	0.0000	0.0000		0.0000	0.0000	0.0000		0.0000
Vendor	0.0387	1.6171	0.4309	2.4900e-003	0.0354	1.1600e-003	0.0366	0.0103	1.1100e-003	0.0114		266.7112	266.7112	0.0197		267.2025
Worker	0.0262	0.0185	0.1953	5.9000e-004	0.0685	4.1000e-004	0.0689	0.0182	3.8000e-004	0.0185		57.7645	57.7645	1.5300e-003		57.8027
Total	0.0649	1.6356	0.6262	3.0700e-003	0.1039	1.5700e-003	0.1054	0.0284	1.4900e-003	0.0299		324.4757	324.4757	0.0212		325.0051

Mitigated Construction On-Site

	ROG	NOx	CO	SO2	Fugitive PM10	Exhaust PM10	PM10 Total	Fugitive PM2.5	Exhaust PM2.5	PM2.5 Total	Bio- CO2	NBio- CO2	Total CO2	CH4	N2O	CO2e
Category	lb/day										lb/day					
Off-Road	0.3779	2.6759	2.4664	9.9200e-003		0.0968	0.0968		0.0890	0.0890	0.0000	959.9164	959.9164	0.3105		967.6778
Total	0.3779	2.6759	2.4664	9.9200e-003		0.0968	0.0968		0.0890	0.0890	0.0000	959.9164	959.9164	0.3105		967.6778

CalEEMod Version: CalEEMod.2016.3.2

Page 80 of 120

Date: 2/11/2021 2:11 PM

Estrella Substation and Paso Robles Area Reinforcement Project - San Luis Obispo County, Summer

**3.20 230-kV Substation Remaining Equipment Delivery and Install
- 2023****Mitigated Construction Off-Site**

	ROG	NOx	CO	SO2	Fugitive PM10	Exhaust PM10	PM10 Total	Fugitive PM2.5	Exhaust PM2.5	PM2.5 Total	Bio- CO2	NBio- CO2	Total CO2	CH4	N2O	CO2e
Category	lb/day										lb/day					
Hauling	0.0000	0.0000	0.0000	0.0000	0.0000	0.0000	0.0000	0.0000	0.0000	0.0000		0.0000	0.0000	0.0000		0.0000
Vendor	0.0387	1.6171	0.4309	2.4900e-003	0.0354	1.1600e-003	0.0366	0.0103	1.1100e-003	0.0114		266.7112	266.7112	0.0197		267.2025
Worker	0.0262	0.0185	0.1953	5.9000e-004	0.0685	4.1000e-004	0.0689	0.0182	3.8000e-004	0.0185		57.7645	57.7645	1.5300e-003		57.8027
Total	0.0649	1.6356	0.6262	3.0700e-003	0.1039	1.5700e-003	0.1054	0.0284	1.4900e-003	0.0299		324.4757	324.4757	0.0212		325.0051

3.21 230-kV Transmission Conductor - 2023**Unmitigated Construction On-Site**

	ROG	NOx	CO	SO2	Fugitive PM10	Exhaust PM10	PM10 Total	Fugitive PM2.5	Exhaust PM2.5	PM2.5 Total	Bio- CO2	NBio- CO2	Total CO2	CH4	N2O	CO2e
Category	lb/day										lb/day					
Off-Road	1.7984	15.7207	10.7044	0.0394		0.6165	0.6165		0.5672	0.5672		3,817.1203	3,817.1203	1.2345		3,847.9837
Total	1.7984	15.7207	10.7044	0.0394		0.6165	0.6165		0.5672	0.5672		3,817.1203	3,817.1203	1.2345		3,847.9837

CalEEMod Version: CalEEMod.2016.3.2

Page 81 of 120

Date: 2/11/2021 2:11 PM

Estrella Substation and Paso Robles Area Reinforcement Project - San Luis Obispo County, Summer

3.21 230-kV Transmission Conductor - 2023**Unmitigated Construction Off-Site**

	ROG	NOx	CO	SO2	Fugitive PM10	Exhaust PM10	PM10 Total	Fugitive PM2.5	Exhaust PM2.5	PM2.5 Total	Bio- CO2	NBio- CO2	Total CO2	CH4	N2O	CO2e
Category	lb/day										lb/day					
Hauling	0.0000	0.0000	0.0000	0.0000	0.0000	0.0000	0.0000	0.0000	0.0000	0.0000		0.0000	0.0000	0.0000		0.0000
Vendor	0.0401	1.2128	0.3741	4.7100e-003	0.1324	2.8000e-003	0.1352	0.0381	2.6800e-003	0.0408		502.3702	502.3702	0.0203		502.8764
Worker	0.1106	0.0781	0.8246	2.4500e-003	0.2891	1.7500e-003	0.2908	0.0767	1.6100e-003	0.0783		243.8943	243.8943	6.4600e-003		244.0558
Total	0.1507	1.2908	1.1986	7.1600e-003	0.4214	4.5500e-003	0.4260	0.1148	4.2900e-003	0.1191		746.2645	746.2645	0.0267		746.9322

Mitigated Construction On-Site

	ROG	NOx	CO	SO2	Fugitive PM10	Exhaust PM10	PM10 Total	Fugitive PM2.5	Exhaust PM2.5	PM2.5 Total	Bio- CO2	NBio- CO2	Total CO2	CH4	N2O	CO2e
Category	lb/day										lb/day					
Off-Road	1.7984	15.7207	10.7044	0.0394		0.6165	0.6165		0.5672	0.5672	0.0000	3,817.1203	3,817.1203	1.2345		3,847.9837
Total	1.7984	15.7207	10.7044	0.0394		0.6165	0.6165		0.5672	0.5672	0.0000	3,817.1203	3,817.1203	1.2345		3,847.9837

5.93

CalEEMod Version: CalEEMod.2016.3.2

Page 82 of 120

Date: 2/11/2021 2:11 PM

Estrella Substation and Paso Robles Area Reinforcement Project - San Luis Obispo County, Summer

3.21 230-kV Transmission Conductor - 2023**Mitigated Construction Off-Site**

	ROG	NOx	CO	SO2	Fugitive PM10	Exhaust PM10	PM10 Total	Fugitive PM2.5	Exhaust PM2.5	PM2.5 Total	Bio- CO2	NBio- CO2	Total CO2	CH4	N2O	CO2e
Category	lb/day										lb/day					
Hauling	0.0000	0.0000	0.0000	0.0000	0.0000	0.0000	0.0000	0.0000	0.0000	0.0000		0.0000	0.0000	0.0000		0.0000
Vendor	0.0401	1.2128	0.3741	4.7100e-003	0.1324	2.8000e-003	0.1352	0.0381	2.6800e-003	0.0408		502.3702	502.3702	0.0203		502.8764
Worker	0.1106	0.0781	0.8246	2.4500e-003	0.2891	1.7500e-003	0.2908	0.0767	1.6100e-003	0.0783		243.8943	243.8943	6.4600e-003		244.0558
Total	0.1507	1.2908	1.1986	7.1600e-003	0.4214	4.5500e-003	0.4260	0.1148	4.2900e-003	0.1191		746.2645	746.2645	0.0267		746.9322

3.22 70-kV Substation Equip Delivery & Installation - 2023**Unmitigated Construction On-Site**

	ROG	NOx	CO	SO2	Fugitive PM10	Exhaust PM10	PM10 Total	Fugitive PM2.5	Exhaust PM2.5	PM2.5 Total	Bio- CO2	NBio- CO2	Total CO2	CH4	N2O	CO2e
Category	lb/day										lb/day					
Off-Road	0.3679	2.8885	3.2533	0.0104		0.0945	0.0945		0.0870	0.0870		1,007.9647	1,007.9647	0.3260		1,016.1146
Total	0.3679	2.8885	3.2533	0.0104		0.0945	0.0945		0.0870	0.0870		1,007.9647	1,007.9647	0.3260		1,016.1146

CalEEMod Version: CalEEMod.2016.3.2

Page 83 of 120

Date: 2/11/2021 2:11 PM

Estrella Substation and Paso Robles Area Reinforcement Project - San Luis Obispo County, Summer

3.22 70-kV Substation Equip Delivery & Installation - 2023**Unmitigated Construction Off-Site**

	ROG	NOx	CO	SO2	Fugitive PM10	Exhaust PM10	PM10 Total	Fugitive PM2.5	Exhaust PM2.5	PM2.5 Total	Bio- CO2	NBio- CO2	Total CO2	CH4	N2O	CO2e
Category	lb/day										lb/day					
Hauling	0.0000	0.0000	0.0000	0.0000	0.0000	0.0000	0.0000	0.0000	0.0000	0.0000		0.0000	0.0000	0.0000		0.0000
Vendor	0.0437	1.3230	0.4081	5.1300e-003	0.1444	3.0600e-003	0.1475	0.0415	2.9200e-003	0.0445		548.0402	548.0402	0.0221		548.5824
Worker	0.0392	0.0264	0.2808	8.0000e-004	0.0935	5.9000e-004	0.0941	0.0248	5.4000e-004	0.0254		79.6305	79.6305	2.1600e-003		79.6846
Total	0.0829	1.3494	0.6888	5.9300e-003	0.2379	3.6500e-003	0.2416	0.0664	3.4600e-003	0.0698		627.6707	627.6707	0.0243		628.2771

Mitigated Construction On-Site

	ROG	NOx	CO	SO2	Fugitive PM10	Exhaust PM10	PM10 Total	Fugitive PM2.5	Exhaust PM2.5	PM2.5 Total	Bio- CO2	NBio- CO2	Total CO2	CH4	N2O	CO2e
Category	lb/day										lb/day					
Off-Road	0.3679	2.8885	3.2533	0.0104		0.0945	0.0945		0.0870	0.0870	0.0000	1,007.9647	1,007.9647	0.3260		1,016.1146
Total	0.3679	2.8885	3.2533	0.0104		0.0945	0.0945		0.0870	0.0870	0.0000	1,007.9647	1,007.9647	0.3260		1,016.1146

CalEEMod Version: CalEEMod.2016.3.2

Page 84 of 120

Date: 2/11/2021 2:11 PM

Estrella Substation and Paso Robles Area Reinforcement Project - San Luis Obispo County, Summer

3.22 70-kV Substation Equip Delivery & Installation - 2023**Mitigated Construction Off-Site**

	ROG	NOx	CO	SO2	Fugitive PM10	Exhaust PM10	PM10 Total	Fugitive PM2.5	Exhaust PM2.5	PM2.5 Total	Bio- CO2	NBio- CO2	Total CO2	CH4	N2O	CO2e
Category	lb/day										lb/day					
Hauling	0.0000	0.0000	0.0000	0.0000	0.0000	0.0000	0.0000	0.0000	0.0000	0.0000		0.0000	0.0000	0.0000		0.0000
Vendor	0.0437	1.3230	0.4081	5.1300e-003	0.1444	3.0600e-003	0.1475	0.0415	2.9200e-003	0.0445		548.0402	548.0402	0.0221		548.5824
Worker	0.0392	0.0264	0.2808	8.0000e-004	0.0935	5.9000e-004	0.0941	0.0248	5.4000e-004	0.0254		79.6305	79.6305	2.1600e-003		79.6846
Total	0.0829	1.3494	0.6888	5.9300e-003	0.2379	3.6500e-003	0.2416	0.0664	3.4600e-003	0.0698		627.6707	627.6707	0.0243		628.2771

3.23 70-kV Substation Control Enclosure Delivery and Install - 2023**Unmitigated Construction On-Site**

	ROG	NOx	CO	SO2	Fugitive PM10	Exhaust PM10	PM10 Total	Fugitive PM2.5	Exhaust PM2.5	PM2.5 Total	Bio- CO2	NBio- CO2	Total CO2	CH4	N2O	CO2e
Category	lb/day										lb/day					
Off-Road	0.0000	0.0000	0.0000	0.0000		0.0000	0.0000		0.0000	0.0000		0.0000	0.0000	0.0000		0.0000
Total	0.0000	0.0000	0.0000	0.0000		0.0000	0.0000		0.0000	0.0000		0.0000	0.0000	0.0000		0.0000

CalEEMod Version: CalEEMod.2016.3.2

Page 85 of 120

Date: 2/11/2021 2:11 PM

Estrella Substation and Paso Robles Area Reinforcement Project - San Luis Obispo County, Summer

3.23 70-kV Substation Control Enclosure Delivery and Install - 2023**Unmitigated Construction Off-Site**

	ROG	NOx	CO	SO2	Fugitive PM10	Exhaust PM10	PM10 Total	Fugitive PM2.5	Exhaust PM2.5	PM2.5 Total	Bio- CO2	NBio- CO2	Total CO2	CH4	N2O	CO2e
Category	lb/day										lb/day					
Hauling	0.0000	0.0000	0.0000	0.0000	0.0000	0.0000	0.0000	0.0000	0.0000	0.0000		0.0000	0.0000	0.0000		0.0000
Vendor	7.2900e-003	0.2205	0.0680	8.6000e-004	0.0241	5.1000e-004	0.0246	6.9200e-003	4.9000e-004	7.4100e-003		91.3400	91.3400	3.6800e-003		91.4321
Worker	0.0331	0.0230	0.2439	7.2000e-004	0.0843	5.1000e-004	0.0848	0.0224	4.7000e-004	0.0228		71.2787	71.2787	1.9000e-003		71.3262
Total	0.0404	0.2435	0.3119	1.5800e-003	0.1083	1.0200e-003	0.1094	0.0293	9.6000e-004	0.0302		162.6187	162.6187	5.5800e-003		162.7583

Mitigated Construction On-Site

	ROG	NOx	CO	SO2	Fugitive PM10	Exhaust PM10	PM10 Total	Fugitive PM2.5	Exhaust PM2.5	PM2.5 Total	Bio- CO2	NBio- CO2	Total CO2	CH4	N2O	CO2e
Category	lb/day										lb/day					
Off-Road	0.0000	0.0000	0.0000	0.0000		0.0000	0.0000		0.0000	0.0000	0.0000	0.0000	0.0000	0.0000		0.0000
Total	0.0000	0.0000	0.0000	0.0000		0.0000	0.0000		0.0000	0.0000	0.0000	0.0000	0.0000	0.0000		0.0000

CalEEMod Version: CalEEMod.2016.3.2

Page 86 of 120

Date: 2/11/2021 2:11 PM

Estrella Substation and Paso Robles Area Reinforcement Project - San Luis Obispo County, Summer

3.23 70-kV Substation Control Enclosure Delivery and Install - 2023**Mitigated Construction Off-Site**

	ROG	NOx	CO	SO2	Fugitive PM10	Exhaust PM10	PM10 Total	Fugitive PM2.5	Exhaust PM2.5	PM2.5 Total	Bio- CO2	NBio- CO2	Total CO2	CH4	N2O	CO2e
Category	lb/day										lb/day					
Hauling	0.0000	0.0000	0.0000	0.0000	0.0000	0.0000	0.0000	0.0000	0.0000	0.0000		0.0000	0.0000	0.0000		0.0000
Vendor	7.2900e-003	0.2205	0.0680	8.6000e-004	0.0241	5.1000e-004	0.0246	6.9200e-003	4.9000e-004	7.4100e-003		91.3400	91.3400	3.6800e-003		91.4321
Worker	0.0331	0.0230	0.2439	7.2000e-004	0.0843	5.1000e-004	0.0848	0.0224	4.7000e-004	0.0228		71.2787	71.2787	1.9000e-003		71.3262
Total	0.0404	0.2435	0.3119	1.5800e-003	0.1083	1.0200e-003	0.1094	0.0293	9.6000e-004	0.0302		162.6187	162.6187	5.5800e-003		162.7583

3.24 230-kV Transmission Site Clean-up and Restoration - 2023**Unmitigated Construction On-Site**

	ROG	NOx	CO	SO2	Fugitive PM10	Exhaust PM10	PM10 Total	Fugitive PM2.5	Exhaust PM2.5	PM2.5 Total	Bio- CO2	NBio- CO2	Total CO2	CH4	N2O	CO2e
Category	lb/day										lb/day					
Off-Road	0.4591	5.4209	2.8083	8.1800e-003		0.1887	0.1887		0.1736	0.1736		791.6434	791.6434	0.2560		798.0443
Total	0.4591	5.4209	2.8083	8.1800e-003		0.1887	0.1887		0.1736	0.1736		791.6434	791.6434	0.2560		798.0443

CalEEMod Version: CalEEMod.2016.3.2

Page 87 of 120

Date: 2/11/2021 2:11 PM

Estrella Substation and Paso Robles Area Reinforcement Project - San Luis Obispo County, Summer

3.24 230-kV Transmission Site Clean-up and Restoration - 2023**Unmitigated Construction Off-Site**

	ROG	NOx	CO	SO2	Fugitive PM10	Exhaust PM10	PM10 Total	Fugitive PM2.5	Exhaust PM2.5	PM2.5 Total	Bio- CO2	NBio- CO2	Total CO2	CH4	N2O	CO2e
Category	lb/day										lb/day					
Hauling	0.0000	0.0000	0.0000	0.0000	0.0000	0.0000	0.0000	0.0000	0.0000	0.0000		0.0000	0.0000	0.0000		0.0000
Vendor	0.0328	0.9923	0.3061	3.8500e-003	0.1083	2.2900e-003	0.1106	0.0312	2.1900e-003	0.0334		411.0301	411.0301	0.0166		411.4443
Worker	0.0408	0.0288	0.3038	9.0000e-004	0.1065	6.4000e-004	0.1071	0.0283	5.9000e-004	0.0288		89.8558	89.8558	2.3800e-003		89.9153
Total	0.0736	1.0210	0.6098	4.7500e-003	0.2148	2.9300e-003	0.2177	0.0594	2.7800e-003	0.0622		500.8859	500.8859	0.0190		501.3596

Mitigated Construction On-Site

	ROG	NOx	CO	SO2	Fugitive PM10	Exhaust PM10	PM10 Total	Fugitive PM2.5	Exhaust PM2.5	PM2.5 Total	Bio- CO2	NBio- CO2	Total CO2	CH4	N2O	CO2e
Category	lb/day										lb/day					
Off-Road	0.4591	5.4209	2.8083	8.1800e-003		0.1887	0.1887		0.1736	0.1736	0.0000	791.6434	791.6434	0.2560		798.0443
Total	0.4591	5.4209	2.8083	8.1800e-003		0.1887	0.1887		0.1736	0.1736	0.0000	791.6434	791.6434	0.2560		798.0443

CalEEMod Version: CalEEMod.2016.3.2

Page 88 of 120

Date: 2/11/2021 2:11 PM

Estrella Substation and Paso Robles Area Reinforcement Project - San Luis Obispo County, Summer

3.24 230-kV Transmission Site Clean-up and Restoration - 2023**Mitigated Construction Off-Site**

	ROG	NOx	CO	SO2	Fugitive PM10	Exhaust PM10	PM10 Total	Fugitive PM2.5	Exhaust PM2.5	PM2.5 Total	Bio- CO2	NBio- CO2	Total CO2	CH4	N2O	CO2e
Category	lb/day										lb/day					
Hauling	0.0000	0.0000	0.0000	0.0000	0.0000	0.0000	0.0000	0.0000	0.0000	0.0000		0.0000	0.0000	0.0000		0.0000
Vendor	0.0328	0.9923	0.3061	3.8500e-003	0.1083	2.2900e-003	0.1106	0.0312	2.1900e-003	0.0334		411.0301	411.0301	0.0166		411.4443
Worker	0.0408	0.0288	0.3038	9.0000e-004	0.1065	6.4000e-004	0.1071	0.0283	5.9000e-004	0.0288		89.8558	89.8558	2.3800e-003		89.9153
Total	0.0736	1.0210	0.6098	4.7500e-003	0.2148	2.9300e-003	0.2177	0.0594	2.7800e-003	0.0622		500.8859	500.8859	0.0190		501.3596

3.25 230-kV Substation Cable Installation and Termination - 2023**Unmitigated Construction On-Site**

	ROG	NOx	CO	SO2	Fugitive PM10	Exhaust PM10	PM10 Total	Fugitive PM2.5	Exhaust PM2.5	PM2.5 Total	Bio- CO2	NBio- CO2	Total CO2	CH4	N2O	CO2e
Category	lb/day										lb/day					
Off-Road	0.0341	0.5248	1.0747	1.6500e-003		9.0700e-003	9.0700e-003		8.3400e-003	8.3400e-003		160.0386	160.0386	0.0518		161.3326
Total	0.0341	0.5248	1.0747	1.6500e-003		9.0700e-003	9.0700e-003		8.3400e-003	8.3400e-003		160.0386	160.0386	0.0518		161.3326

CalEEMod Version: CalEEMod.2016.3.2

Page 89 of 120

Date: 2/11/2021 2:11 PM

Estrella Substation and Paso Robles Area Reinforcement Project - San Luis Obispo County, Summer

3.25 230-kV Substation Cable Installation and Termination - 2023**Unmitigated Construction Off-Site**

	ROG	NOx	CO	SO2	Fugitive PM10	Exhaust PM10	PM10 Total	Fugitive PM2.5	Exhaust PM2.5	PM2.5 Total	Bio- CO2	NBio- CO2	Total CO2	CH4	N2O	CO2e
Category	lb/day										lb/day					
Hauling	0.0000	0.0000	0.0000	0.0000	0.0000	0.0000	0.0000	0.0000	0.0000	0.0000		0.0000	0.0000	0.0000		0.0000
Vendor	0.0109	0.3308	0.1020	1.2800e-003	0.0361	7.6000e-004	0.0369	0.0104	7.3000e-004	0.0111		137.0100	137.0100	5.5200e-003		137.1481
Worker	0.0291	0.0205	0.2170	6.4000e-004	0.0761	4.6000e-004	0.0765	0.0202	4.2000e-004	0.0206		64.1827	64.1827	1.7000e-003		64.2252
Total	0.0400	0.3513	0.3190	1.9200e-003	0.1122	1.2200e-003	0.1134	0.0306	1.1500e-003	0.0317		201.1928	201.1928	7.2200e-003		201.3733

Mitigated Construction On-Site

	ROG	NOx	CO	SO2	Fugitive PM10	Exhaust PM10	PM10 Total	Fugitive PM2.5	Exhaust PM2.5	PM2.5 Total	Bio- CO2	NBio- CO2	Total CO2	CH4	N2O	CO2e
Category	lb/day										lb/day					
Off-Road	0.0341	0.5248	1.0747	1.6500e-003		9.0700e-003	9.0700e-003		8.3400e-003	8.3400e-003	0.0000	160.0386	160.0386	0.0518		161.3326
Total	0.0341	0.5248	1.0747	1.6500e-003		9.0700e-003	9.0700e-003		8.3400e-003	8.3400e-003	0.0000	160.0386	160.0386	0.0518		161.3326

CalEEMod Version: CalEEMod.2016.3.2

Page 90 of 120

Date: 2/11/2021 2:11 PM

Estrella Substation and Paso Robles Area Reinforcement Project - San Luis Obispo County, Summer

3.25 230-kV Substation Cable Installation and Termination - 2023**Mitigated Construction Off-Site**

	ROG	NOx	CO	SO2	Fugitive PM10	Exhaust PM10	PM10 Total	Fugitive PM2.5	Exhaust PM2.5	PM2.5 Total	Bio- CO2	NBio- CO2	Total CO2	CH4	N2O	CO2e
Category	lb/day										lb/day					
Hauling	0.0000	0.0000	0.0000	0.0000	0.0000	0.0000	0.0000	0.0000	0.0000	0.0000		0.0000	0.0000	0.0000		0.0000
Vendor	0.0109	0.3308	0.1020	1.2800e-003	0.0361	7.6000e-004	0.0369	0.0104	7.3000e-004	0.0111		137.0100	137.0100	5.5200e-003		137.1481
Worker	0.0291	0.0205	0.2170	6.4000e-004	0.0761	4.6000e-004	0.0765	0.0202	4.2000e-004	0.0206		64.1827	64.1827	1.7000e-003		64.2252
Total	0.0400	0.3513	0.3190	1.9200e-003	0.1122	1.2200e-003	0.1134	0.0306	1.1500e-003	0.0317		201.1928	201.1928	7.2200e-003		201.3733

3.26 230-kV Substation Testing and Commissioning - 2023**Unmitigated Construction On-Site**

	ROG	NOx	CO	SO2	Fugitive PM10	Exhaust PM10	PM10 Total	Fugitive PM2.5	Exhaust PM2.5	PM2.5 Total	Bio- CO2	NBio- CO2	Total CO2	CH4	N2O	CO2e
Category	lb/day										lb/day					
Off-Road	0.0000	0.0000	0.0000	0.0000		0.0000	0.0000		0.0000	0.0000		0.0000	0.0000	0.0000		0.0000
Total	0.0000	0.0000	0.0000	0.0000		0.0000	0.0000		0.0000	0.0000		0.0000	0.0000	0.0000		0.0000

CalEEMod Version: CalEEMod.2016.3.2

Page 91 of 120

Date: 2/11/2021 2:11 PM

Estrella Substation and Paso Robles Area Reinforcement Project - San Luis Obispo County, Summer

3.26 230-kV Substation Testing and Commissioning - 2023**Unmitigated Construction Off-Site**

	ROG	NOx	CO	SO2	Fugitive PM10	Exhaust PM10	PM10 Total	Fugitive PM2.5	Exhaust PM2.5	PM2.5 Total	Bio- CO2	NBio- CO2	Total CO2	CH4	N2O	CO2e
Category	lb/day										lb/day					
Hauling	0.0000	0.0000	0.0000	0.0000	0.0000	0.0000	0.0000	0.0000	0.0000	0.0000		0.0000	0.0000	0.0000		0.0000
Vendor	0.0947	2.8665	0.8841	0.0111	0.3129	6.6200e-003	0.3195	0.0900	6.3400e-003	0.0963		1,187.4204	1,187.4204	0.0479		1,188.6170
Worker	0.0273	0.0179	0.1915	5.3000e-004	0.0620	4.0000e-004	0.0624	0.0165	3.7000e-004	0.0168		53.0877	53.0877	1.4600e-003		53.1242
Total	0.1220	2.8844	1.0756	0.0117	0.3749	7.0200e-003	0.3819	0.1065	6.7100e-003	0.1132		1,240.5080	1,240.5080	0.0493		1,241.7412

Mitigated Construction On-Site

	ROG	NOx	CO	SO2	Fugitive PM10	Exhaust PM10	PM10 Total	Fugitive PM2.5	Exhaust PM2.5	PM2.5 Total	Bio- CO2	NBio- CO2	Total CO2	CH4	N2O	CO2e
Category	lb/day										lb/day					
Off-Road	0.0000	0.0000	0.0000	0.0000		0.0000	0.0000		0.0000	0.0000	0.0000	0.0000	0.0000	0.0000		0.0000
Total	0.0000	0.0000	0.0000	0.0000		0.0000	0.0000		0.0000	0.0000	0.0000	0.0000	0.0000	0.0000		0.0000

CalEEMod Version: CalEEMod.2016.3.2

Page 92 of 120

Date: 2/11/2021 2:11 PM

Estrella Substation and Paso Robles Area Reinforcement Project - San Luis Obispo County, Summer

3.26 230-kV Substation Testing and Commissioning - 2023**Mitigated Construction Off-Site**

	ROG	NOx	CO	SO2	Fugitive PM10	Exhaust PM10	PM10 Total	Fugitive PM2.5	Exhaust PM2.5	PM2.5 Total	Bio- CO2	NBio- CO2	Total CO2	CH4	N2O	CO2e
Category	lb/day										lb/day					
Hauling	0.0000	0.0000	0.0000	0.0000	0.0000	0.0000	0.0000	0.0000	0.0000	0.0000		0.0000	0.0000	0.0000		0.0000
Vendor	0.0947	2.8665	0.8841	0.0111	0.3129	6.6200e-003	0.3195	0.0900	6.3400e-003	0.0963		1,187.4204	1,187.4204	0.0479		1,188.6170
Worker	0.0273	0.0179	0.1915	5.3000e-004	0.0620	4.0000e-004	0.0624	0.0165	3.7000e-004	0.0168		53.0877	53.0877	1.4600e-003		53.1242
Total	0.1220	2.8844	1.0756	0.0117	0.3749	7.0200e-003	0.3819	0.1065	6.7100e-003	0.1132		1,240.5080	1,240.5080	0.0493		1,241.7412

3.27 70-kV Substation Cable Installation and Termination - 2023**Unmitigated Construction On-Site**

	ROG	NOx	CO	SO2	Fugitive PM10	Exhaust PM10	PM10 Total	Fugitive PM2.5	Exhaust PM2.5	PM2.5 Total	Bio- CO2	NBio- CO2	Total CO2	CH4	N2O	CO2e
Category	lb/day										lb/day					
Off-Road	0.0000	0.0000	0.0000	0.0000		0.0000	0.0000		0.0000	0.0000		0.0000	0.0000	0.0000		0.0000
Total	0.0000	0.0000	0.0000	0.0000		0.0000	0.0000		0.0000	0.0000		0.0000	0.0000	0.0000		0.0000

CalEEMod Version: CalEEMod.2016.3.2

Page 93 of 120

Date: 2/11/2021 2:11 PM

Estrella Substation and Paso Robles Area Reinforcement Project - San Luis Obispo County, Summer

3.27 70-kV Substation Cable Installation and Termination - 2023**Unmitigated Construction Off-Site**

	ROG	NOx	CO	SO2	Fugitive PM10	Exhaust PM10	PM10 Total	Fugitive PM2.5	Exhaust PM2.5	PM2.5 Total	Bio- CO2	NBio- CO2	Total CO2	CH4	N2O	CO2e
Category	lb/day										lb/day					
Hauling	0.0000	0.0000	0.0000	0.0000	0.0000	0.0000	0.0000	0.0000	0.0000	0.0000		0.0000	0.0000	0.0000		0.0000
Vendor	0.0109	0.3308	0.1020	1.2800e-003	0.0361	7.6000e-004	0.0369	0.0104	7.3000e-004	0.0111		137.0100	137.0100	5.5200e-003		137.1481
Worker	0.0271	0.0178	0.1900	5.3000e-004	0.0614	3.9000e-004	0.0618	0.0163	3.6000e-004	0.0167		52.5658	52.5658	1.4500e-003		52.6020
Total	0.0381	0.3485	0.2920	1.8100e-003	0.0975	1.1500e-003	0.0987	0.0267	1.0900e-003	0.0278		189.5758	189.5758	6.9700e-003		189.7501

Mitigated Construction On-Site

	ROG	NOx	CO	SO2	Fugitive PM10	Exhaust PM10	PM10 Total	Fugitive PM2.5	Exhaust PM2.5	PM2.5 Total	Bio- CO2	NBio- CO2	Total CO2	CH4	N2O	CO2e
Category	lb/day										lb/day					
Off-Road	0.0000	0.0000	0.0000	0.0000		0.0000	0.0000		0.0000	0.0000	0.0000	0.0000	0.0000	0.0000		0.0000
Total	0.0000	0.0000	0.0000	0.0000		0.0000	0.0000		0.0000	0.0000	0.0000	0.0000	0.0000	0.0000		0.0000

CalEEMod Version: CalEEMod.2016.3.2

Page 94 of 120

Date: 2/11/2021 2:11 PM

Estrella Substation and Paso Robles Area Reinforcement Project - San Luis Obispo County, Summer

3.27 70-kV Substation Cable Installation and Termination - 2023**Mitigated Construction Off-Site**

	ROG	NOx	CO	SO2	Fugitive PM10	Exhaust PM10	PM10 Total	Fugitive PM2.5	Exhaust PM2.5	PM2.5 Total	Bio- CO2	NBio- CO2	Total CO2	CH4	N2O	CO2e
Category	lb/day										lb/day					
Hauling	0.0000	0.0000	0.0000	0.0000	0.0000	0.0000	0.0000	0.0000	0.0000	0.0000		0.0000	0.0000	0.0000		0.0000
Vendor	0.0109	0.3308	0.1020	1.2800e-003	0.0361	7.6000e-004	0.0369	0.0104	7.3000e-004	0.0111		137.0100	137.0100	5.5200e-003		137.1481
Worker	0.0271	0.0178	0.1900	5.3000e-004	0.0614	3.9000e-004	0.0618	0.0163	3.6000e-004	0.0167		52.5658	52.5658	1.4500e-003		52.6020
Total	0.0381	0.3485	0.2920	1.8100e-003	0.0975	1.1500e-003	0.0987	0.0267	1.0900e-003	0.0278		189.5758	189.5758	6.9700e-003		189.7501

3.28 70-kV Power Line Site Development Mobilization - 2023**Unmitigated Construction On-Site**

	ROG	NOx	CO	SO2	Fugitive PM10	Exhaust PM10	PM10 Total	Fugitive PM2.5	Exhaust PM2.5	PM2.5 Total	Bio- CO2	NBio- CO2	Total CO2	CH4	N2O	CO2e
Category	lb/day										lb/day					
Fugitive Dust					1.5908	0.0000	1.5908	0.1718	0.0000	0.1718			0.0000			0.0000
Off-Road	0.6509	7.7474	3.6546	0.0115		0.2640	0.2640		0.2429	0.2429		1,112.0710	1,112.0710	0.3597		1,121.0627
Total	0.6509	7.7474	3.6546	0.0115	1.5908	0.2640	1.8548	0.1718	0.2429	0.4147		1,112.0710	1,112.0710	0.3597		1,121.0627

CalEEMod Version: CalEEMod.2016.3.2

Page 95 of 120

Date: 2/11/2021 2:11 PM

Estrella Substation and Paso Robles Area Reinforcement Project - San Luis Obispo County, Summer

3.28 70-kV Power Line Site Development Mobilization - 2023**Unmitigated Construction Off-Site**

	ROG	NOx	CO	SO2	Fugitive PM10	Exhaust PM10	PM10 Total	Fugitive PM2.5	Exhaust PM2.5	PM2.5 Total	Bio- CO2	NBio- CO2	Total CO2	CH4	N2O	CO2e
Category	lb/day										lb/day					
Hauling	0.0000	0.0000	0.0000	0.0000	0.0000	0.0000	0.0000	0.0000	0.0000	0.0000		0.0000	0.0000	0.0000		0.0000
Vendor	0.0364	1.1025	0.3401	4.2800e-003	0.1203	2.5500e-003	0.1229	0.0346	2.4400e-003	0.0371		456.7001	456.7001	0.0184		457.1604
Worker	0.0530	0.0365	0.3868	1.1200e-003	0.1321	8.1000e-004	0.1329	0.0350	7.5000e-004	0.0358		111.9637	111.9637	3.0000e-003		112.0388
Total	0.0894	1.1390	0.7268	5.4000e-003	0.2524	3.3600e-003	0.2558	0.0697	3.1900e-003	0.0729		568.6639	568.6639	0.0214		569.1992

Mitigated Construction On-Site

	ROG	NOx	CO	SO2	Fugitive PM10	Exhaust PM10	PM10 Total	Fugitive PM2.5	Exhaust PM2.5	PM2.5 Total	Bio- CO2	NBio- CO2	Total CO2	CH4	N2O	CO2e
Category	lb/day										lb/day					
Fugitive Dust					0.6204	0.0000	0.6204	0.0670	0.0000	0.0670			0.0000			0.0000
Off-Road	0.6509	7.7474	3.6546	0.0115		0.2640	0.2640		0.2429	0.2429	0.0000	1,112.0710	1,112.0710	0.3597		1,121.0626
Total	0.6509	7.7474	3.6546	0.0115	0.6204	0.2640	0.8844	0.0670	0.2429	0.3099	0.0000	1,112.0710	1,112.0710	0.3597		1,121.0626

CalEEMod Version: CalEEMod.2016.3.2

Page 96 of 120

Date: 2/11/2021 2:11 PM

Estrella Substation and Paso Robles Area Reinforcement Project - San Luis Obispo County, Summer

3.28 70-kV Power Line Site Development Mobilization - 2023**Mitigated Construction Off-Site**

	ROG	NOx	CO	SO2	Fugitive PM10	Exhaust PM10	PM10 Total	Fugitive PM2.5	Exhaust PM2.5	PM2.5 Total	Bio- CO2	NBio- CO2	Total CO2	CH4	N2O	CO2e
Category	lb/day										lb/day					
Hauling	0.0000	0.0000	0.0000	0.0000	0.0000	0.0000	0.0000	0.0000	0.0000	0.0000		0.0000	0.0000	0.0000		0.0000
Vendor	0.0364	1.1025	0.3401	4.2800e-003	0.1203	2.5500e-003	0.1229	0.0346	2.4400e-003	0.0371		456.7001	456.7001	0.0184		457.1604
Worker	0.0530	0.0365	0.3868	1.1200e-003	0.1321	8.1000e-004	0.1329	0.0350	7.5000e-004	0.0358		111.9637	111.9637	3.0000e-003		112.0388
Total	0.0894	1.1390	0.7268	5.4000e-003	0.2524	3.3600e-003	0.2558	0.0697	3.1900e-003	0.0729		568.6639	568.6639	0.0214		569.1992

3.29 Reconductoring Segment Clean-up and Restoration - 2023**Unmitigated Construction On-Site**

	ROG	NOx	CO	SO2	Fugitive PM10	Exhaust PM10	PM10 Total	Fugitive PM2.5	Exhaust PM2.5	PM2.5 Total	Bio- CO2	NBio- CO2	Total CO2	CH4	N2O	CO2e
Category	lb/day										lb/day					
Fugitive Dust					0.3977	0.0000	0.3977	0.0429	0.0000	0.0429			0.0000			0.0000
Off-Road	0.3633	4.2576	2.3851	6.5200e-003		0.1510	0.1510		0.1389	0.1389		631.4296	631.4296	0.2042		636.5351
Total	0.3633	4.2576	2.3851	6.5200e-003	0.3977	0.1510	0.5487	0.0429	0.1389	0.1818		631.4296	631.4296	0.2042		636.5351

CalEEMod Version: CalEEMod.2016.3.2

Page 97 of 120

Date: 2/11/2021 2:11 PM

Estrella Substation and Paso Robles Area Reinforcement Project - San Luis Obispo County, Summer

3.29 Reconductoring Segment Clean-up and Restoration - 2023**Unmitigated Construction Off-Site**

	ROG	NOx	CO	SO2	Fugitive PM10	Exhaust PM10	PM10 Total	Fugitive PM2.5	Exhaust PM2.5	PM2.5 Total	Bio- CO2	NBio- CO2	Total CO2	CH4	N2O	CO2e
Category	lb/day										lb/day					
Hauling	0.0000	0.0000	0.0000	0.0000	0.0000	0.0000	0.0000	0.0000	0.0000	0.0000		0.0000	0.0000	0.0000		0.0000
Vendor	0.0182	0.5513	0.1700	2.1400e-003	0.0602	1.2700e-003	0.0614	0.0173	1.2200e-003	0.0185		228.3501	228.3501	9.2000e-003		228.5802
Worker	0.0410	0.0280	0.2971	8.6000e-004	0.1004	6.2000e-004	0.1011	0.0267	5.7000e-004	0.0272		85.2966	85.2966	2.3000e-003		85.3541
Total	0.0592	0.5792	0.4671	3.0000e-003	0.1606	1.8900e-003	0.1625	0.0440	1.7900e-003	0.0458		313.6467	313.6467	0.0115		313.9343

Mitigated Construction On-Site

	ROG	NOx	CO	SO2	Fugitive PM10	Exhaust PM10	PM10 Total	Fugitive PM2.5	Exhaust PM2.5	PM2.5 Total	Bio- CO2	NBio- CO2	Total CO2	CH4	N2O	CO2e
Category	lb/day										lb/day					
Fugitive Dust					0.1551	0.0000	0.1551	0.0168	0.0000	0.0168			0.0000			0.0000
Off-Road	0.3633	4.2576	2.3851	6.5200e-003		0.1510	0.1510		0.1389	0.1389	0.0000	631.4296	631.4296	0.2042		636.5351
Total	0.3633	4.2576	2.3851	6.5200e-003	0.1551	0.1510	0.3061	0.0168	0.1389	0.1556	0.0000	631.4296	631.4296	0.2042		636.5351

CalEEMod Version: CalEEMod.2016.3.2

Page 98 of 120

Date: 2/11/2021 2:11 PM

Estrella Substation and Paso Robles Area Reinforcement Project - San Luis Obispo County, Summer

3.29 Reconductoring Segment Clean-up and Restoration - 2023**Mitigated Construction Off-Site**

	ROG	NOx	CO	SO2	Fugitive PM10	Exhaust PM10	PM10 Total	Fugitive PM2.5	Exhaust PM2.5	PM2.5 Total	Bio- CO2	NBio- CO2	Total CO2	CH4	N2O	CO2e
Category	lb/day										lb/day					
Hauling	0.0000	0.0000	0.0000	0.0000	0.0000	0.0000	0.0000	0.0000	0.0000	0.0000		0.0000	0.0000	0.0000		0.0000
Vendor	0.0182	0.5513	0.1700	2.1400e-003	0.0602	1.2700e-003	0.0614	0.0173	1.2200e-003	0.0185		228.3501	228.3501	9.2000e-003		228.5802
Worker	0.0410	0.0280	0.2971	8.6000e-004	0.1004	6.2000e-004	0.1011	0.0267	5.7000e-004	0.0272		85.2966	85.2966	2.3000e-003		85.3541
Total	0.0592	0.5792	0.4671	3.0000e-003	0.1606	1.8900e-003	0.1625	0.0440	1.7900e-003	0.0458		313.6467	313.6467	0.0115		313.9343

3.30 70-kV Power Line Pole Tower Installation - 2023**Unmitigated Construction On-Site**

	ROG	NOx	CO	SO2	Fugitive PM10	Exhaust PM10	PM10 Total	Fugitive PM2.5	Exhaust PM2.5	PM2.5 Total	Bio- CO2	NBio- CO2	Total CO2	CH4	N2O	CO2e
Category	lb/day										lb/day					
Off-Road	1.9144	14.9150	14.1297	0.0472		0.5804	0.5804		0.5340	0.5340		4,571.4399	4,571.4399	1.4785		4,608.4023
Total	1.9144	14.9150	14.1297	0.0472		0.5804	0.5804		0.5340	0.5340		4,571.4399	4,571.4399	1.4785		4,608.4023

CalEEMod Version: CalEEMod.2016.3.2

Page 99 of 120

Date: 2/11/2021 2:11 PM

Estrella Substation and Paso Robles Area Reinforcement Project - San Luis Obispo County, Summer

3.30 70-kV Power Line Pole Tower Installation - 2023**Unmitigated Construction Off-Site**

	ROG	NOx	CO	SO2	Fugitive PM10	Exhaust PM10	PM10 Total	Fugitive PM2.5	Exhaust PM2.5	PM2.5 Total	Bio- CO2	NBio- CO2	Total CO2	CH4	N2O	CO2e
Category	lb/day										lb/day					
Hauling	0.0000	0.0000	0.0000	0.0000	0.0000	0.0000	0.0000	0.0000	0.0000	0.0000		0.0000	0.0000	0.0000		0.0000
Vendor	0.0547	1.6538	0.5101	6.4200e-003	0.1905	3.8200e-003	0.1843	0.0519	3.6500e-003	0.0556		685.0502	685.0502	0.0276		685.7406
Worker	0.1043	0.0709	0.7540	2.1700e-003	0.2543	1.5800e-003	0.2558	0.0675	1.4600e-003	0.0689		216.0253	216.0253	5.8300e-003		216.1711
Total	0.1590	1.7247	1.2641	8.5900e-003	0.4348	5.4000e-003	0.4402	0.1194	5.1100e-003	0.1245		901.0755	901.0755	0.0334		901.9116

Mitigated Construction On-Site

	ROG	NOx	CO	SO2	Fugitive PM10	Exhaust PM10	PM10 Total	Fugitive PM2.5	Exhaust PM2.5	PM2.5 Total	Bio- CO2	NBio- CO2	Total CO2	CH4	N2O	CO2e
Category	lb/day										lb/day					
Off-Road	1.9144	14.9150	14.1297	0.0472		0.5804	0.5804		0.5340	0.5340	0.0000	4,571.4399	4,571.4399	1.4785		4,608.4023
Total	1.9144	14.9150	14.1297	0.0472		0.5804	0.5804		0.5340	0.5340	0.0000	4,571.4399	4,571.4399	1.4785		4,608.4023

CalEEMod Version: CalEEMod.2016.3.2

Page 100 of 120

Date: 2/11/2021 2:11 PM

Estrella Substation and Paso Robles Area Reinforcement Project - San Luis Obispo County, Summer

3.30 70-kV Power Line Pole Tower Installation - 2023**Mitigated Construction Off-Site**

	ROG	NOx	CO	SO2	Fugitive PM10	Exhaust PM10	PM10 Total	Fugitive PM2.5	Exhaust PM2.5	PM2.5 Total	Bio- CO2	NBio- CO2	Total CO2	CH4	N2O	CO2e
Category	lb/day										lb/day					
Hauling	0.0000	0.0000	0.0000	0.0000	0.0000	0.0000	0.0000	0.0000	0.0000	0.0000		0.0000	0.0000	0.0000		0.0000
Vendor	0.0547	1.6538	0.5101	6.4200e-003	0.1905	3.8200e-003	0.1843	0.0519	3.6500e-003	0.0556		685.0502	685.0502	0.0276		685.7406
Worker	0.1043	0.0709	0.7540	2.1700e-003	0.2543	1.5800e-003	0.2558	0.0675	1.4600e-003	0.0689		216.0253	216.0253	5.8300e-003		216.1711
Total	0.1590	1.7247	1.2641	8.5900e-003	0.4348	5.4000e-003	0.4402	0.1194	5.1100e-003	0.1245		901.0755	901.0755	0.0334		901.9116

3.31 70-kV Substation Install Yard Rock - 2023**Unmitigated Construction On-Site**

	ROG	NOx	CO	SO2	Fugitive PM10	Exhaust PM10	PM10 Total	Fugitive PM2.5	Exhaust PM2.5	PM2.5 Total	Bio- CO2	NBio- CO2	Total CO2	CH4	N2O	CO2e
Category	lb/day										lb/day					
Off-Road	0.7203	5.9683	6.9052	0.0184		0.2341	0.2341		0.2154	0.2154		1,781.9512	1,781.9512	0.5763		1,796.3592
Total	0.7203	5.9683	6.9052	0.0184		0.2341	0.2341		0.2154	0.2154		1,781.9512	1,781.9512	0.5763		1,796.3592

CalEEMod Version: CalEEMod.2016.3.2

Page 101 of 120

Date: 2/11/2021 2:11 PM

Estrella Substation and Paso Robles Area Reinforcement Project - San Luis Obispo County, Summer

3.31 70-kV Substation Install Yard Rock - 2023**Unmitigated Construction Off-Site**

	ROG	NOx	CO	SO2	Fugitive PM10	Exhaust PM10	PM10 Total	Fugitive PM2.5	Exhaust PM2.5	PM2.5 Total	Bio- CO2	NBio- CO2	Total CO2	CH4	N2O	CO2e
Category	lb/day										lb/day					
Hauling	0.0000	0.0000	0.0000	0.0000	0.0000	0.0000	0.0000	0.0000	0.0000	0.0000		0.0000	0.0000	0.0000		0.0000
Vendor	0.0583	1.7640	0.5441	6.8500e-003	0.1925	4.0800e-003	0.1966	0.0554	3.9000e-003	0.0593		730.7202	730.7202	0.0295		731.4566
Worker	0.0349	0.0247	0.2604	7.7000e-004	0.0913	5.5000e-004	0.0918	0.0242	5.1000e-004	0.0247		77.0193	77.0193	2.0400e-003		77.0703
Total	0.0932	1.7887	0.8045	7.6200e-003	0.2838	4.6300e-003	0.2885	0.0796	4.4100e-003	0.0840		807.7395	807.7395	0.0315		808.5269

Mitigated Construction On-Site

	ROG	NOx	CO	SO2	Fugitive PM10	Exhaust PM10	PM10 Total	Fugitive PM2.5	Exhaust PM2.5	PM2.5 Total	Bio- CO2	NBio- CO2	Total CO2	CH4	N2O	CO2e
Category	lb/day										lb/day					
Off-Road	0.7203	5.9683	6.9052	0.0184		0.2341	0.2341		0.2154	0.2154	0.0000	1,781.9512	1,781.9512	0.5763		1,796.3592
Total	0.7203	5.9683	6.9052	0.0184		0.2341	0.2341		0.2154	0.2154	0.0000	1,781.9512	1,781.9512	0.5763		1,796.3592

CalEEMod Version: CalEEMod.2016.3.2

Page 102 of 120

Date: 2/11/2021 2:11 PM

Estrella Substation and Paso Robles Area Reinforcement Project - San Luis Obispo County, Summer

3.31 70-kV Substation Install Yard Rock - 2023**Mitigated Construction Off-Site**

	ROG	NOx	CO	SO2	Fugitive PM10	Exhaust PM10	PM10 Total	Fugitive PM2.5	Exhaust PM2.5	PM2.5 Total	Bio- CO2	NBio- CO2	Total CO2	CH4	N2O	CO2e
Category	lb/day										lb/day					
Hauling	0.0000	0.0000	0.0000	0.0000	0.0000	0.0000	0.0000	0.0000	0.0000	0.0000		0.0000	0.0000	0.0000		0.0000
Vendor	0.0583	1.7640	0.5441	6.8500e-003	0.1925	4.0800e-003	0.1966	0.0554	3.9000e-003	0.0593		730.7202	730.7202	0.0295		731.4566
Worker	0.0349	0.0247	0.2604	7.7000e-004	0.0913	5.5000e-004	0.0918	0.0242	5.1000e-004	0.0247		77.0193	77.0193	2.0400e-003		77.0703
Total	0.0932	1.7887	0.8045	7.6200e-003	0.2838	4.6300e-003	0.2885	0.0796	4.4100e-003	0.0840		807.7395	807.7395	0.0315		808.5269

3.32 230-kV Substation Cleanup and Restoration - 2023**Unmitigated Construction On-Site**

	ROG	NOx	CO	SO2	Fugitive PM10	Exhaust PM10	PM10 Total	Fugitive PM2.5	Exhaust PM2.5	PM2.5 Total	Bio- CO2	NBio- CO2	Total CO2	CH4	N2O	CO2e
Category	lb/day										lb/day					
Fugitive Dust					0.0000	0.0000	0.0000	0.0000	0.0000	0.0000			0.0000			0.0000
Off-Road	0.2353	2.3090	3.1169	4.2600e-003		0.1235	0.1235		0.1137	0.1137		412.1960	412.1960	0.1333		415.5288
Total	0.2353	2.3090	3.1169	4.2600e-003	0.0000	0.1235	0.1235	0.0000	0.1137	0.1137		412.1960	412.1960	0.1333		415.5288

CalEEMod Version: CalEEMod.2016.3.2

Page 103 of 120

Date: 2/11/2021 2:11 PM

Estrella Substation and Paso Robles Area Reinforcement Project - San Luis Obispo County, Summer

3.32 230-kV Substation Cleanup and Restoration - 2023**Unmitigated Construction Off-Site**

	ROG	NOx	CO	SO2	Fugitive PM10	Exhaust PM10	PM10 Total	Fugitive PM2.5	Exhaust PM2.5	PM2.5 Total	Bio- CO2	NBio- CO2	Total CO2	CH4	N2O	CO2e
Category	lb/day										lb/day					
Hauling	0.0000	0.0000	0.0000	0.0000	0.0000	0.0000	0.0000	0.0000	0.0000	0.0000		0.0000	0.0000	0.0000		0.0000
Vendor	0.1057	3.1972	0.9862	0.0124	0.3490	7.3900e-003	0.3564	0.1004	7.0700e-003	0.1075		1,324.4304	1,324.4304	0.0534		1,325.7651
Worker	0.0196	0.0132	0.1404	4.0000e-004	0.0468	2.9000e-004	0.0471	0.0124	2.7000e-004	0.0127		39.8153	39.8153	1.0800e-003		39.8423
Total	0.1253	3.2104	1.1265	0.0128	0.3957	7.6800e-003	0.4034	0.1128	7.3400e-003	0.1201		1,364.2457	1,364.2457	0.0545		1,365.6074

Mitigated Construction On-Site

	ROG	NOx	CO	SO2	Fugitive PM10	Exhaust PM10	PM10 Total	Fugitive PM2.5	Exhaust PM2.5	PM2.5 Total	Bio- CO2	NBio- CO2	Total CO2	CH4	N2O	CO2e
Category	lb/day										lb/day					
Fugitive Dust					0.0000	0.0000	0.0000	0.0000	0.0000	0.0000			0.0000			0.0000
Off-Road	0.2353	2.3090	3.1169	4.2600e-003		0.1235	0.1235		0.1137	0.1137	0.0000	412.1960	412.1960	0.1333		415.5288
Total	0.2353	2.3090	3.1169	4.2600e-003	0.0000	0.1235	0.1235	0.0000	0.1137	0.1137	0.0000	412.1960	412.1960	0.1333		415.5288

CalEEMod Version: CalEEMod.2016.3.2

Page 104 of 120

Date: 2/11/2021 2:11 PM

Estrella Substation and Paso Robles Area Reinforcement Project - San Luis Obispo County, Summer

3.32 230-kV Substation Cleanup and Restoration - 2023**Mitigated Construction Off-Site**

	ROG	NOx	CO	SO2	Fugitive PM10	Exhaust PM10	PM10 Total	Fugitive PM2.5	Exhaust PM2.5	PM2.5 Total	Bio- CO2	NBio- CO2	Total CO2	CH4	N2O	CO2e
Category	lb/day										lb/day					
Hauling	0.0000	0.0000	0.0000	0.0000	0.0000	0.0000	0.0000	0.0000	0.0000	0.0000		0.0000	0.0000	0.0000		0.0000
Vendor	0.1057	3.1972	0.9962	0.0124	0.3490	7.3900e-003	0.3564	0.1004	7.0700e-003	0.1075		1,324.4304	1,324.4304	0.0534		1,325.7651
Worker	0.0196	0.0132	0.1404	4.0000e-004	0.0468	2.9000e-004	0.0471	0.0124	2.7000e-004	0.0127		39.8153	39.8153	1.0800e-003		39.8423
Total	0.1253	3.2104	1.1265	0.0128	0.3957	7.6800e-003	0.4034	0.1128	7.3400e-003	0.1201		1,364.2457	1,364.2457	0.0545		1,365.6074

3.33 70-kV Cleanup and Restoration - 2023**Unmitigated Construction On-Site**

	ROG	NOx	CO	SO2	Fugitive PM10	Exhaust PM10	PM10 Total	Fugitive PM2.5	Exhaust PM2.5	PM2.5 Total	Bio- CO2	NBio- CO2	Total CO2	CH4	N2O	CO2e
Category	lb/day										lb/day					
Fugitive Dust					0.0000	0.0000	0.0000	0.0000	0.0000	0.0000			0.0000			0.0000
Off-Road	0.0000	0.0000	0.0000	0.0000		0.0000	0.0000		0.0000	0.0000		0.0000	0.0000	0.0000		0.0000
Total	0.0000	0.0000	0.0000	0.0000	0.0000	0.0000	0.0000	0.0000	0.0000	0.0000		0.0000	0.0000	0.0000		0.0000

CalEEMod Version: CalEEMod.2016.3.2

Page 105 of 120

Date: 2/11/2021 2:11 PM

Estrella Substation and Paso Robles Area Reinforcement Project - San Luis Obispo County, Summer

3.33 70-kV Cleanup and Restoration - 2023**Unmitigated Construction Off-Site**

	ROG	NOx	CO	SO2	Fugitive PM10	Exhaust PM10	PM10 Total	Fugitive PM2.5	Exhaust PM2.5	PM2.5 Total	Bio- CO2	NBio- CO2	Total CO2	CH4	N2O	CO2e
Category	lb/day										lb/day					
Hauling	0.0000	0.0000	0.0000	0.0000	0.0000	0.0000	0.0000	0.0000	0.0000	0.0000		0.0000	0.0000	0.0000		0.0000
Vendor	0.0000	0.0000	0.0000	0.0000	0.0000	0.0000	0.0000	0.0000	0.0000	0.0000		0.0000	0.0000	0.0000		0.0000
Worker	0.0254	0.0173	0.1837	5.3000e-004	0.0619	3.9000e-004	0.0623	0.0164	3.6000e-004	0.0168		52.6270	52.6270	1.4200e-003		52.6625
Total	0.0254	0.0173	0.1837	5.3000e-004	0.0619	3.9000e-004	0.0623	0.0164	3.6000e-004	0.0168		52.6270	52.6270	1.4200e-003		52.6625

Mitigated Construction On-Site

	ROG	NOx	CO	SO2	Fugitive PM10	Exhaust PM10	PM10 Total	Fugitive PM2.5	Exhaust PM2.5	PM2.5 Total	Bio- CO2	NBio- CO2	Total CO2	CH4	N2O	CO2e
Category	lb/day										lb/day					
Fugitive Dust					0.0000	0.0000	0.0000	0.0000	0.0000	0.0000			0.0000			0.0000
Off-Road	0.0000	0.0000	0.0000	0.0000		0.0000	0.0000		0.0000	0.0000	0.0000	0.0000	0.0000	0.0000		0.0000
Total	0.0000	0.0000	0.0000	0.0000	0.0000	0.0000	0.0000	0.0000	0.0000	0.0000	0.0000	0.0000	0.0000	0.0000		0.0000

CalEEMod Version: CalEEMod.2016.3.2

Page 106 of 120

Date: 2/11/2021 2:11 PM

Estrella Substation and Paso Robles Area Reinforcement Project - San Luis Obispo County, Summer

3.33 70-kV Cleanup and Restoration - 2023**Mitigated Construction Off-Site**

	ROG	NOx	CO	SO2	Fugitive PM10	Exhaust PM10	PM10 Total	Fugitive PM2.5	Exhaust PM2.5	PM2.5 Total	Bio- CO2	NBio- CO2	Total CO2	CH4	N2O	CO2e
Category	lb/day										lb/day					
Hauling	0.0000	0.0000	0.0000	0.0000	0.0000	0.0000	0.0000	0.0000	0.0000	0.0000		0.0000	0.0000	0.0000		0.0000
Vendor	0.0000	0.0000	0.0000	0.0000	0.0000	0.0000	0.0000	0.0000	0.0000	0.0000		0.0000	0.0000	0.0000		0.0000
Worker	0.0254	0.0173	0.1837	5.3000e-004	0.0619	3.9000e-004	0.0623	0.0164	3.6000e-004	0.0168		52.6270	52.6270	1.4200e-003		52.6625
Total	0.0254	0.0173	0.1837	5.3000e-004	0.0619	3.9000e-004	0.0623	0.0164	3.6000e-004	0.0168		52.6270	52.6270	1.4200e-003		52.6625

3.34 70-kV Substation Testing and Commissioning - 2023**Unmitigated Construction On-Site**

	ROG	NOx	CO	SO2	Fugitive PM10	Exhaust PM10	PM10 Total	Fugitive PM2.5	Exhaust PM2.5	PM2.5 Total	Bio- CO2	NBio- CO2	Total CO2	CH4	N2O	CO2e
Category	lb/day										lb/day					
Off-Road	0.0000	0.0000	0.0000	0.0000		0.0000	0.0000		0.0000	0.0000		0.0000	0.0000	0.0000		0.0000
Total	0.0000	0.0000	0.0000	0.0000		0.0000	0.0000		0.0000	0.0000		0.0000	0.0000	0.0000		0.0000

CalEEMod Version: CalEEMod.2016.3.2

Page 107 of 120

Date: 2/11/2021 2:11 PM

Estrella Substation and Paso Robles Area Reinforcement Project - San Luis Obispo County, Summer

3.34 70-kV Substation Testing and Commissioning - 2023**Unmitigated Construction Off-Site**

	ROG	NOx	CO	SO2	Fugitive PM10	Exhaust PM10	PM10 Total	Fugitive PM2.5	Exhaust PM2.5	PM2.5 Total	Bio- CO2	NBio- CO2	Total CO2	CH4	N2O	CO2e
Category	lb/day										lb/day					
Hauling	0.0000	0.0000	0.0000	0.0000	0.0000	0.0000	0.0000	0.0000	0.0000	0.0000		0.0000	0.0000	0.0000		0.0000
Vendor	7.2900e-003	0.2205	0.0680	8.6000e-004	0.0241	5.1000e-004	0.0246	6.9200e-003	4.9000e-004	7.4100e-003		91.3400	91.3400	3.6800e-003		91.4321
Worker	0.0312	0.0214	0.2271	6.6000e-004	0.0772	4.8000e-004	0.0776	0.0205	4.4000e-004	0.0209		65.4635	65.4635	1.7600e-003		65.5075
Total	0.0385	0.2419	0.2951	1.5200e-003	0.1012	9.9000e-004	0.1022	0.0274	9.3000e-004	0.0283		156.8035	156.8035	5.4400e-003		156.9396

Mitigated Construction On-Site

	ROG	NOx	CO	SO2	Fugitive PM10	Exhaust PM10	PM10 Total	Fugitive PM2.5	Exhaust PM2.5	PM2.5 Total	Bio- CO2	NBio- CO2	Total CO2	CH4	N2O	CO2e
Category	lb/day										lb/day					
Off-Road	0.0000	0.0000	0.0000	0.0000		0.0000	0.0000		0.0000	0.0000	0.0000	0.0000	0.0000	0.0000		0.0000
Total	0.0000	0.0000	0.0000	0.0000		0.0000	0.0000		0.0000	0.0000	0.0000	0.0000	0.0000	0.0000		0.0000

CalEEMod Version: CalEEMod.2016.3.2

Page 108 of 120

Date: 2/11/2021 2:11 PM

Estrella Substation and Paso Robles Area Reinforcement Project - San Luis Obispo County, Summer

3.34 70-kV Substation Testing and Commissioning - 2023**Mitigated Construction Off-Site**

	ROG	NOx	CO	SO2	Fugitive PM10	Exhaust PM10	PM10 Total	Fugitive PM2.5	Exhaust PM2.5	PM2.5 Total	Bio- CO2	NBio- CO2	Total CO2	CH4	N2O	CO2e
Category	lb/day										lb/day					
Hauling	0.0000	0.0000	0.0000	0.0000	0.0000	0.0000	0.0000	0.0000	0.0000	0.0000		0.0000	0.0000	0.0000		0.0000
Vendor	7.2900e-003	0.2205	0.0680	8.6000e-004	0.0241	5.1000e-004	0.0246	6.9200e-003	4.9000e-004	7.4100e-003		91.3400	91.3400	3.6800e-003		91.4321
Worker	0.0312	0.0214	0.2271	6.6000e-004	0.0772	4.8000e-004	0.0776	0.0205	4.4000e-004	0.0209		65.4635	65.4635	1.7600e-003		65.5075
Total	0.0385	0.2419	0.2951	1.5200e-003	0.1012	9.9000e-004	0.1022	0.0274	9.3000e-004	0.0283		156.8035	156.8035	5.4400e-003		156.9396

3.35 70-kV Power Line Conductor Installation - 2023**Unmitigated Construction On-Site**

	ROG	NOx	CO	SO2	Fugitive PM10	Exhaust PM10	PM10 Total	Fugitive PM2.5	Exhaust PM2.5	PM2.5 Total	Bio- CO2	NBio- CO2	Total CO2	CH4	N2O	CO2e
Category	lb/day										lb/day					
Off-Road	2.4583	21.0710	16.4869	0.0538		0.8689	0.8689		0.7994	0.7994		5,204.5755	5,204.5755	1.6833		5,246.6571
Total	2.4583	21.0710	16.4869	0.0538		0.8689	0.8689		0.7994	0.7994		5,204.5755	5,204.5755	1.6833		5,246.6571

CalEEMod Version: CalEEMod.2016.3.2

Page 109 of 120

Date: 2/11/2021 2:11 PM

Estrella Substation and Paso Robles Area Reinforcement Project - San Luis Obispo County, Summer

3.35 70-kV Power Line Conductor Installation - 2023**Unmitigated Construction Off-Site**

	ROG	NOx	CO	SO2	Fugitive PM10	Exhaust PM10	PM10 Total	Fugitive PM2.5	Exhaust PM2.5	PM2.5 Total	Bio- CO2	NBio- CO2	Total CO2	CH4	N2O	CO2e
Category	lb/day										lb/day					
Hauling	0.0000	0.0000	0.0000	0.0000	0.0000	0.0000	0.0000	0.0000	0.0000	0.0000		0.0000	0.0000	0.0000		0.0000
Vendor	0.0364	1.1025	0.3401	4.2800e-003	0.1203	2.5600e-003	0.1229	0.0346	2.4400e-003	0.0371		456.7001	456.7001	0.0184		457.1604
Worker	0.0840	0.0577	0.6119	1.7700e-003	0.2084	1.2900e-003	0.2097	0.0553	1.1900e-003	0.0565		176.7562	176.7562	4.7500e-003		176.8750
Total	0.1204	1.1602	0.9520	6.0500e-003	0.3288	3.8400e-003	0.3326	0.0899	3.6300e-003	0.0935		633.4564	633.4564	0.0232		634.0353

Mitigated Construction On-Site

	ROG	NOx	CO	SO2	Fugitive PM10	Exhaust PM10	PM10 Total	Fugitive PM2.5	Exhaust PM2.5	PM2.5 Total	Bio- CO2	NBio- CO2	Total CO2	CH4	N2O	CO2e
Category	lb/day										lb/day					
Off-Road	2.4583	21.0710	16.4869	0.0538		0.8689	0.8689		0.7994	0.7994	0.0000	5,204.5755	5,204.5755	1.6833		5,246.6571
Total	2.4583	21.0710	16.4869	0.0538		0.8689	0.8689		0.7994	0.7994	0.0000	5,204.5755	5,204.5755	1.6833		5,246.6571

CalEEMod Version: CalEEMod.2016.3.2

Page 110 of 120

Date: 2/11/2021 2:11 PM

Estrella Substation and Paso Robles Area Reinforcement Project - San Luis Obispo County, Summer

3.35 70-kV Power Line Conductor Installation - 2023**Mitigated Construction Off-Site**

	ROG	NOx	CO	SO2	Fugitive PM10	Exhaust PM10	PM10 Total	Fugitive PM2.5	Exhaust PM2.5	PM2.5 Total	Bio- CO2	NBio- CO2	Total CO2	CH4	N2O	CO2e
Category	lb/day										lb/day					
Hauling	0.0000	0.0000	0.0000	0.0000	0.0000	0.0000	0.0000	0.0000	0.0000	0.0000		0.0000	0.0000	0.0000		0.0000
Vendor	0.0364	1.1025	0.3401	4.2800e-003	0.1203	2.5600e-003	0.1229	0.0346	2.4400e-003	0.0371		456.7001	456.7001	0.0184		457.1604
Worker	0.0840	0.0577	0.6119	1.7700e-003	0.2084	1.2900e-003	0.2097	0.0553	1.1900e-003	0.0565		176.7562	176.7562	4.7500e-003		176.8750
Total	0.1204	1.1602	0.9520	6.0500e-003	0.3288	3.8400e-003	0.3326	0.0899	3.6300e-003	0.0935		633.4564	633.4564	0.0232		634.0353

3.35 70-kV Power Line Conductor Installation - 2024**Unmitigated Construction On-Site**

	ROG	NOx	CO	SO2	Fugitive PM10	Exhaust PM10	PM10 Total	Fugitive PM2.5	Exhaust PM2.5	PM2.5 Total	Bio- CO2	NBio- CO2	Total CO2	CH4	N2O	CO2e
Category	lb/day										lb/day					
Off-Road	2.3759	19.5109	16.2391	0.0538		0.7922	0.7922		0.7288	0.7288		5,205.8190	5,205.8190	1.6837		5,247.9107
Total	2.3759	19.5109	16.2391	0.0538		0.7922	0.7922		0.7288	0.7288		5,205.8190	5,205.8190	1.6837		5,247.9107

CalEEMod Version: CalEEMod.2016.3.2

Page 111 of 120

Date: 2/11/2021 2:11 PM

Estrella Substation and Paso Robles Area Reinforcement Project - San Luis Obispo County, Summer

3.35 70-kV Power Line Conductor Installation - 2024**Unmitigated Construction Off-Site**

	ROG	NOx	CO	SO2	Fugitive PM10	Exhaust PM10	PM10 Total	Fugitive PM2.5	Exhaust PM2.5	PM2.5 Total	Bio- CO2	NBio- CO2	Total CO2	CH4	N2O	CO2e
Category	lb/day										lb/day					
Hauling	0.0000	0.0000	0.0000	0.0000	0.0000	0.0000	0.0000	0.0000	0.0000	0.0000		0.0000	0.0000	0.0000		0.0000
Vendor	0.0348	1.0660	0.3235	4.2500e-003	0.1204	2.3600e-003	0.1227	0.0346	2.2600e-003	0.0369		454.2105	454.2105	0.0186		454.6759
Worker	0.0790	0.0520	0.5644	1.7000e-003	0.2084	1.2600e-003	0.2097	0.0553	1.1600e-003	0.0565		169.8887	169.8887	4.2600e-003		169.9953
Total	0.1138	1.1180	0.8879	5.9500e-003	0.3288	3.6200e-003	0.3324	0.0899	3.4200e-003	0.0933		624.0992	624.0992	0.0229		624.6712

Mitigated Construction On-Site

	ROG	NOx	CO	SO2	Fugitive PM10	Exhaust PM10	PM10 Total	Fugitive PM2.5	Exhaust PM2.5	PM2.5 Total	Bio- CO2	NBio- CO2	Total CO2	CH4	N2O	CO2e
Category	lb/day										lb/day					
Off-Road	2.3759	19.5109	16.2391	0.0538		0.7922	0.7922		0.7288	0.7288	0.0000	5,205.8190	5,205.8190	1.6837		5,247.9107
Total	2.3759	19.5109	16.2391	0.0538		0.7922	0.7922		0.7288	0.7288	0.0000	5,205.8190	5,205.8190	1.6837		5,247.9107

CalEEMod Version: CalEEMod.2016.3.2

Page 112 of 120

Date: 2/11/2021 2:11 PM

Estrella Substation and Paso Robles Area Reinforcement Project - San Luis Obispo County, Summer

3.35 70-kV Power Line Conductor Installation - 2024**Mitigated Construction Off-Site**

	ROG	NOx	CO	SO2	Fugitive PM10	Exhaust PM10	PM10 Total	Fugitive PM2.5	Exhaust PM2.5	PM2.5 Total	Bio- CO2	NBio- CO2	Total CO2	CH4	N2O	CO2e
Category	lb/day										lb/day					
Hauling	0.0000	0.0000	0.0000	0.0000	0.0000	0.0000	0.0000	0.0000	0.0000	0.0000		0.0000	0.0000	0.0000		0.0000
Vendor	0.0348	1.0660	0.3235	4.2500e-003	0.1204	2.3600e-003	0.1227	0.0346	2.2600e-003	0.0369		454.2105	454.2105	0.0186		454.6759
Worker	0.0790	0.0520	0.5644	1.7000e-003	0.2084	1.2600e-003	0.2097	0.0553	1.1600e-003	0.0565		169.8887	169.8887	4.2600e-003		169.9953
Total	0.1138	1.1180	0.8879	5.9500e-003	0.3288	3.6200e-003	0.3324	0.0899	3.4200e-003	0.0933		624.0992	624.0992	0.0229		624.6712

3.36 70-kV Power Line Clean-up and Restoration - 2024**Unmitigated Construction On-Site**

	ROG	NOx	CO	SO2	Fugitive PM10	Exhaust PM10	PM10 Total	Fugitive PM2.5	Exhaust PM2.5	PM2.5 Total	Bio- CO2	NBio- CO2	Total CO2	CH4	N2O	CO2e
Category	lb/day										lb/day					
Fugitive Dust					0.3977	0.0000	0.3977	0.0429	0.0000	0.0429			0.0000			0.0000
Off-Road	0.3379	3.8409	2.3601	6.5200e-003		0.1343	0.1343		0.1236	0.1236		631.2640	631.2640	0.2042		636.3681
Total	0.3379	3.8409	2.3601	6.5200e-003	0.3977	0.1343	0.5320	0.0429	0.1236	0.1665		631.2640	631.2640	0.2042		636.3681

CalEEMod Version: CalEEMod.2016.3.2

Page 113 of 120

Date: 2/11/2021 2:11 PM

Estrella Substation and Paso Robles Area Reinforcement Project - San Luis Obispo County, Summer

3.36 70-kV Power Line Clean-up and Restoration - 2024**Unmitigated Construction Off-Site**

	ROG	NOx	CO	SO2	Fugitive PM10	Exhaust PM10	PM10 Total	Fugitive PM2.5	Exhaust PM2.5	PM2.5 Total	Bio- CO2	NBio- CO2	Total CO2	CH4	N2O	CO2e
Category	lb/day										lb/day					
Hauling	0.0000	0.0000	0.0000	0.0000	0.0000	0.0000	0.0000	0.0000	0.0000	0.0000		0.0000	0.0000	0.0000		0.0000
Vendor	0.0244	0.7462	0.2265	2.9800e-003	0.0843	1.6500e-003	0.0859	0.0242	1.5800e-003	0.0258		317.9474	317.9474	0.0130		318.2731
Worker	0.0413	0.0276	0.2986	9.1000e-004	0.1117	6.7000e-004	0.1124	0.0296	6.1000e-004	0.0303		90.8673	90.8673	2.2700e-003		90.9239
Total	0.0657	0.7737	0.5251	3.8900e-003	0.1960	2.3200e-003	0.1983	0.0539	2.1900e-003	0.0561		408.8146	408.8146	0.0153		409.1970

Mitigated Construction On-Site

	ROG	NOx	CO	SO2	Fugitive PM10	Exhaust PM10	PM10 Total	Fugitive PM2.5	Exhaust PM2.5	PM2.5 Total	Bio- CO2	NBio- CO2	Total CO2	CH4	N2O	CO2e
Category	lb/day										lb/day					
Fugitive Dust					0.1551	0.0000	0.1551	0.0168	0.0000	0.0168			0.0000			0.0000
Off-Road	0.3379	3.8409	2.3601	6.5200e-003		0.1343	0.1343		0.1236	0.1236	0.0000	631.2640	631.2640	0.2042		636.3681
Total	0.3379	3.8409	2.3601	6.5200e-003	0.1551	0.1343	0.2894	0.0168	0.1236	0.1403	0.0000	631.2640	631.2640	0.2042		636.3681

CalEEMod Version: CalEEMod.2016.3.2

Page 114 of 120

Date: 2/11/2021 2:11 PM

Estrella Substation and Paso Robles Area Reinforcement Project - San Luis Obispo County, Summer

3.36 70-kV Power Line Clean-up and Restoration - 2024**Mitigated Construction Off-Site**

	ROG	NOx	CO	SO2	Fugitive PM10	Exhaust PM10	PM10 Total	Fugitive PM2.5	Exhaust PM2.5	PM2.5 Total	Bio- CO2	NBio- CO2	Total CO2	CH4	N2O	CO2e
Category	lb/day										lb/day					
Hauling	0.0000	0.0000	0.0000	0.0000	0.0000	0.0000	0.0000	0.0000	0.0000	0.0000		0.0000	0.0000	0.0000		0.0000
Vendor	0.0244	0.7462	0.2265	2.9800e-003	0.0843	1.6500e-003	0.0859	0.0242	1.5800e-003	0.0258		317.9474	317.9474	0.0130		318.2731
Worker	0.0413	0.0276	0.2986	9.1000e-004	0.1117	6.7000e-004	0.1124	0.0296	6.1000e-004	0.0303		90.8673	90.8673	2.2700e-003		90.9239
Total	0.0657	0.7737	0.5251	3.8900e-003	0.1960	2.3200e-003	0.1983	0.0539	2.1900e-003	0.0561		408.8146	408.8146	0.0153		409.1970

4.0 Operational Detail - Mobile**4.1 Mitigation Measures Mobile**

CalEEMod Version: CalEEMod.2016.3.2

Page 115 of 120

Date: 2/11/2021 2:11 PM

Estrella Substation and Paso Robles Area Reinforcement Project - San Luis Obispo County, Summer

	ROG	NOx	CO	SO2	Fugitive PM10	Exhaust PM10	PM10 Total	Fugitive PM2.5	Exhaust PM2.5	PM2.5 Total	Bio- CO2	NBio- CO2	Total CO2	CH4	N2O	CO2e
Category	lb/day										lb/day					
Mitigated	0.0000	0.0000	0.0000	0.0000	0.0000	0.0000	0.0000	0.0000	0.0000	0.0000		0.0000	0.0000	0.0000		0.0000
Unmitigated	0.0000	0.0000	0.0000	0.0000	0.0000	0.0000	0.0000	0.0000	0.0000	0.0000		0.0000	0.0000	0.0000		0.0000

4.2 Trip Summary Information

Land Use	Average Daily Trip Rate			Unmitigated	Mitigated
	Weekday	Saturday	Sunday	Annual VMT	Annual VMT
General Light Industry	0.00	0.00	0.00		
Total	0.00	0.00	0.00		

4.3 Trip Type Information

Land Use	Miles			Trip %			Trip Purpose %		
	H-W or C-W	H-S or C-C	H-O or C-NW	H-W or C-W	H-S or C-C	H-O or C-NW	Primary	Diverted	Pass-by
General Light Industry	13.00	5.00	5.00	59.00	28.00	13.00	92	5	3

4.4 Fleet Mix

Land Use	LDA	LDT1	LDT2	MDV	LHD1	LHD2	MHD	HHD	OBUS	UBUS	MCY	SBUS	MH
General Light Industry	0.588806	0.027737	0.198305	0.114471	0.022249	0.005748	0.012759	0.019721	0.002316	0.001163	0.004776	0.000758	0.001192

5.0 Energy Detail

CalEEMod Version: CalEEMod.2016.3.2

Page 116 of 120

Date: 2/11/2021 2:11 PM

Estrella Substation and Paso Robles Area Reinforcement Project - San Luis Obispo County, Summer

Historical Energy Use: N

5.1 Mitigation Measures Energy

	ROG	NOx	CO	SO2	Fugitive PM10	Exhaust PM10	PM10 Total	Fugitive PM2.5	Exhaust PM2.5	PM2.5 Total	Bio- CO2	NBio- CO2	Total CO2	CH4	N2O	CO2e
Category	lb/day										lb/day					
NaturalGas Mitigated	4.2200e-003	0.0384	0.0322	2.3000e-004		2.9200e-003	2.9200e-003		2.9200e-003	2.9200e-003		46.0532	46.0532	8.8000e-004	8.4000e-004	46.3269
NaturalGas Unmitigated	4.2200e-003	0.0384	0.0322	2.3000e-004		2.9200e-003	2.9200e-003		2.9200e-003	2.9200e-003		46.0532	46.0532	8.8000e-004	8.4000e-004	46.3269

5.2 Energy by Land Use - NaturalGas**Unmitigated**

	NaturalGas Use	ROG	NOx	CO	SO2	Fugitive PM10	Exhaust PM10	PM10 Total	Fugitive PM2.5	Exhaust PM2.5	PM2.5 Total	Bio- CO2	NBio- CO2	Total CO2	CH4	N2O	CO2e
Land Use	kBTU/yr	lb/day										lb/day					
General Light Industry	391.452	4.2200e-003	0.0384	0.0322	2.3000e-004		2.9200e-003	2.9200e-003		2.9200e-003	2.9200e-003		46.0532	46.0532	8.8000e-004	8.4000e-004	46.3269
Total		4.2200e-003	0.0384	0.0322	2.3000e-004		2.9200e-003	2.9200e-003		2.9200e-003	2.9200e-003		46.0532	46.0532	8.8000e-004	8.4000e-004	46.3269

CalEEMod Version: CalEEMod.2016.3.2

Page 117 of 120

Date: 2/11/2021 2:11 PM

Estrella Substation and Paso Robles Area Reinforcement Project - San Luis Obispo County, Summer

5.2 Energy by Land Use - NaturalGas**Mitigated**

	NaturalGas Use	ROG	NOx	CO	SO2	Fugitive PM10	Exhaust PM10	PM10 Total	Fugitive PM2.5	Exhaust PM2.5	PM2.5 Total	Bio- CO2	NBio- CO2	Total CO2	CH4	N2O	CO2e
Land Use	kBTU/yr	lb/day										lb/day					
General Light Industry	0.391452	4.2200e-003	0.0384	0.0322	2.3000e-004		2.9200e-003	2.9200e-003		2.9200e-003	2.9200e-003		46.0532	46.0532	8.8000e-004	8.4000e-004	46.3269
Total		4.2200e-003	0.0384	0.0322	2.3000e-004		2.9200e-003	2.9200e-003		2.9200e-003	2.9200e-003		46.0532	46.0532	8.8000e-004	8.4000e-004	46.3269

6.0 Area Detail**6.1 Mitigation Measures Area**

	ROG	NOx	CO	SO2	Fugitive PM10	Exhaust PM10	PM10 Total	Fugitive PM2.5	Exhaust PM2.5	PM2.5 Total	Bio- CO2	NBio- CO2	Total CO2	CH4	N2O	CO2e
Category	lb/day										lb/day					
Mitigated	152.9488	6.6100e-003	0.7282	5.0000e-005		2.5900e-003	2.5900e-003		2.5900e-003	2.5900e-003		1.5635	1.5635	4.0800e-003		1.6655
Unmitigated	152.9488	6.6100e-003	0.7282	5.0000e-005		2.5900e-003	2.5900e-003		2.5900e-003	2.5900e-003		1.5635	1.5635	4.0800e-003		1.6655

CalEEMod Version: CalEEMod.2016.3.2

Page 118 of 120

Date: 2/11/2021 2:11 PM

Estrella Substation and Paso Robles Area Reinforcement Project - San Luis Obispo County, Summer

6.2 Area by SubCategory**Unmitigated**

	ROG	NOx	CO	SO2	Fugitive PM10	Exhaust PM10	PM10 Total	Fugitive PM2.5	Exhaust PM2.5	PM2.5 Total	Bio- CO2	NBio- CO2	Total CO2	CH4	N2O	CO2e
SubCategory	lb/day										lb/day					
Architectural Coating	0.0000					0.0000	0.0000		0.0000	0.0000			0.0000			0.0000
Consumer Products	152.8816					0.0000	0.0000		0.0000	0.0000			0.0000			0.0000
Landscaping	0.0672	6.6100e-003	0.7282	5.0000e-005		2.5900e-003	2.5900e-003		2.5900e-003	2.5900e-003		1.5635	1.5635	4.0800e-003		1.6655
Total	152.9488	6.6100e-003	0.7282	5.0000e-005		2.5900e-003	2.5900e-003		2.5900e-003	2.5900e-003		1.5635	1.5635	4.0800e-003		1.6655

Mitigated

	ROG	NOx	CO	SO2	Fugitive PM10	Exhaust PM10	PM10 Total	Fugitive PM2.5	Exhaust PM2.5	PM2.5 Total	Bio- CO2	NBio- CO2	Total CO2	CH4	N2O	CO2e
SubCategory	lb/day										lb/day					
Architectural Coating	0.0000					0.0000	0.0000		0.0000	0.0000			0.0000			0.0000
Consumer Products	152.8816					0.0000	0.0000		0.0000	0.0000			0.0000			0.0000
Landscaping	0.0672	6.6100e-003	0.7282	5.0000e-005		2.5900e-003	2.5900e-003		2.5900e-003	2.5900e-003		1.5635	1.5635	4.0800e-003		1.6655
Total	152.9488	6.6100e-003	0.7282	5.0000e-005		2.5900e-003	2.5900e-003		2.5900e-003	2.5900e-003		1.5635	1.5635	4.0800e-003		1.6655

CalEEMod Version: CalEEMod.2016.3.2

Page 119 of 120

Date: 2/11/2021 2:11 PM

Estrella Substation and Paso Robles Area Reinforcement Project - San Luis Obispo County, Summer

7.0 Water Detail**7.1 Mitigation Measures Water****8.0 Waste Detail****8.1 Mitigation Measures Waste****9.0 Operational Offroad**

Equipment Type	Number	Hours/Day	Days/Year	Horse Power	Load Factor	Fuel Type
Off-Highway Trucks	1	4.00	13	402	0.38	Diesel
Off-Highway Trucks	1	4.00	12	402	0.38	Diesel
Other General Industrial Equipment	1	8.00	2	400	0.34	Diesel

UnMitigated/Mitigated

	ROG	NOx	CO	SO2	Fugitive PM10	Exhaust PM10	PM10 Total	Fugitive PM2.5	Exhaust PM2.5	PM2.5 Total	Bio- CO2	NBio- CO2	Total CO2	CH4	N2O	CO2e
Equipment Type	lb/day										lb/day					
Off-Highway Trucks	0.4970	3.3279	3.2502	0.0132		0.1198	0.1198		0.1102	0.1102		1,280.3504	1,280.3504	0.4141		1,280.7027
Other General Industrial Equipment	0.3779	2.7653	2.6630	0.0117		0.0948	0.0948		0.0872	0.0872		1,134.3814	1,134.3814	0.3669		1,143.5535
Total	0.8750	6.0932	5.9132	0.0250		0.2146	0.2146		0.1974	0.1974		2,414.7318	2,414.7318	0.7810		2,434.2562

10.0 Stationary Equipment

CalEEMod Version: CalEEMod.2016.3.2

Page 120 of 120

Date: 2/11/2021 2:11 PM

Estrella Substation and Paso Robles Area Reinforcement Project - San Luis Obispo County, Summer

Fire Pumps and Emergency Generators

Equipment Type	Number	Hours/Day	Hours/Year	Horse Power	Load Factor	Fuel Type
----------------	--------	-----------	------------	-------------	-------------	-----------


Boilers

Equipment Type	Number	Heat Input/Day	Heat Input/Year	Boiler Rating	Fuel Type
----------------	--------	----------------	-----------------	---------------	-----------

User Defined Equipment

Equipment Type	Number
----------------	--------

11.0 Vegetation



Estrella Substation and Paso Robles Area Reinforcement Project Health Risk Assessment

APPENDIX B – Project Emission Rates

A large, empty rectangular box with a thin black border, occupying the central portion of the page. It is intended for the user to provide a response to comments.

Acute NO₂ Emission Rates**2022 NO_x - Monthly Emissions - One-Hour NO₂¹**

Construction Year	Month	Estrella Substation	Reconductoring Segment	70 kV Line
		NO _x (lb/hr) ²	NO _x (lb/hr) ²	NO _x (lb/hr) ²
2022	1	0.000	0.000	0.000
2022	2	0.000	0.000	0.000
2022	3	0.000	0.000	0.000
2022	4	0.000	0.000	0.000
2022	5	0.000	0.000	0.000
2022	6	1.552	0.000	0.000
2022	7	1.551	0.487	0.000
2022	8	1.570	1.629	0.000
2022	9	5.706	1.629	0.000
2022	10	5.771	3.757	0.000
2022	11	2.005	3.757	0.000
2022	12	2.864	3.757	0.000

2023 NO_x - Monthly Emissions - One-Hour NO₂¹

Construction Year	Month	Estrella Substation	Reconductoring Segment	70 kV Line
		NO _x (lb/hr) ²	NO _x (lb/hr) ²	NO _x (lb/hr) ²
2023	1	3.701	3.361	0.000
2023	2	1.122	3.361	0.000
2023	3	0.800	0.418	2.306
2023	4	0.000	0.000	1.510
2023	5	0.000	0.000	1.510
2023	6	0.000	0.000	1.510
2023	7	0.000	0.000	1.510
2023	8	0.000	0.000	1.510
2023	9	0.000	0.000	1.510
2023	10	0.000	0.000	1.510
2023	11	0.000	0.000	3.577
2023	12	0.000	0.000	2.067

Acute NO₂ Emission Rates**2024 NO_x - Monthly Emissions - One-Hour NO₂¹**

Construction Year	Month	Estrella Substation	Reconductoring Segment	70 kV Line
		NO _x (lb/hr) ²	NO _x (lb/hr) ²	NO _x (lb/hr) ²
2024	1	0.000	0.000	1.916
2024	2	0.000	0.000	0.405
2024	3	0.000	0.000	0.000
2024	4	0.000	0.000	0.000
2024	5	0.000	0.000	0.000
2024	6	0.000	0.000	0.000
2024	7	0.000	0.000	0.000
2024	8	0.000	0.000	0.000
2024	9	0.000	0.000	0.000
2024	10	0.000	0.000	0.000
2024	11	0.000	0.000	0.000
2024	12	0.000	0.000	0.000

¹ Emissions from CalEEMod were post-processed to scale off-road emissions by length of one-way trip compared with 1,000 feet of access road to the Estrella Substation (to approximate the degree of impact to receptors within 1,000 feet of the Project Area), or the length of the Reconductoring or 70 kV line (to approximate the degree of impact to receptors along these routes). The Emissions from CalEEMod are presented in terms of maximum lb/day, however, based on the breakdown of emissions by Phase in the CalEEMod Report, the emissions were allocated to the appropriate time period, then divided by the number of work hours per day to get maximum lb/day during each month and phase.

² The maximum hourly rate was assumed to occur for the entire month of construction from 7:30 am to 6:00 pm, Monday through Saturday.

Acute DPM Emission Rates**2022 DPM - Monthly Emissions - Acute DPM¹**

Construction Year	Month	Estrella Substation	Reconductoring Segment	70 kV Line
		DPM (lb/hr) ²	DPM (lb/hr) ²	DPM (lb/hr) ²
2022	1	0.000	0.000	0.000
2022	2	0.000	0.000	0.000
2022	3	0.000	0.000	0.000
2022	4	0.000	0.000	0.000
2022	5	0.000	0.000	0.000
2022	6	0.063	0.000	0.000
2022	7	0.063	0.016	0.000
2022	8	0.063	0.062	0.000
2022	9	0.222	0.062	0.000
2022	10	0.224	0.146	0.000
2022	11	0.107	0.146	0.000
2022	12	0.101	0.146	0.000

2023 DPM - Monthly Emissions - Acute DPM¹

Construction Year	Month	Estrella Substation	Reconductoring Segment	70 kV Line
		DPM (lb/hr) ²	DPM (lb/hr) ²	DPM (lb/hr) ²
2023	1	1.37E-01	1.30E-01	0.00E+00
2023	2	3.71E-02	1.30E-01	0.00E+00
2023	3	3.41E-02	1.44E-02	8.09E-02
2023	4	1.75E-06	0.00E+00	5.56E-02
2023	5	1.75E-06	0.00E+00	5.56E-02
2023	6	0.00E+00	0.00E+00	5.56E-02
2023	7	0.00E+00	0.00E+00	5.56E-02
2023	8	0.00E+00	0.00E+00	5.56E-02
2023	9	0.00E+00	0.00E+00	5.56E-02
2023	10	0.00E+00	0.00E+00	5.56E-02
2023	11	0.00E+00	0.00E+00	1.39E-01
2023	12	0.00E+00	0.00E+00	8.30E-02

Acute DPM Emission Rates**2024 DPM - Monthly Emissions - Acute DPM ¹**

Construction Year	Month	Estrella Substation	Reconductoring Segment	70 kV Line
		DPM (lb/hr) ²	DPM (lb/hr) ²	DPM (lb/hr) ²
2024	1	0.00E+00	0.00E+00	7.57E-02
2024	2	0.00E+00	0.00E+00	1.29E-02
2024	3	0.00E+00	0.00E+00	0.00E+00
2024	4	0.00E+00	0.00E+00	0.00E+00
2024	5	0.00E+00	0.00E+00	0.00E+00
2024	6	0.00E+00	0.00E+00	0.00E+00
2024	7	0.00E+00	0.00E+00	0.00E+00
2024	8	0.00E+00	0.00E+00	0.00E+00
2024	9	0.00E+00	0.00E+00	0.00E+00
2024	10	0.00E+00	0.00E+00	0.00E+00
2024	11	0.00E+00	0.00E+00	0.00E+00
2024	12	0.00E+00	0.00E+00	0.00E+00

¹ Emissions from CalEEMod were post-processed to scale off-road emissions by length of one-way trip compared with 1,000 feet of access road to the Estrella Substation (to approximate the degree of impact to receptors within 1,000 feet of the Project Area), or the length of the Reconductoring or 70 kV line (to approximate the degree of impact to receptors along these routes). The Emissions from CalEEMod are presented in terms of maximum lb/day, however, based on the breakdown of emissions by Phase in the CalEEMod Report, the emissions were allocated to the appropriate time period, then divided by the number of work hours per day to get maximum lb/day during each month and phase.

² The maximum hourly rate was assumed to occur for the entire month of construction from 7:30 am to 6:00 pm, Monday through Saturday.

Chronic Exposure DPM Emission Rates**2022 DPM - Monthly Emissions - for Cancer Risks and Chronic DPM Exposure ¹**

Construction Year	Month	Estrella Substation	Reconductoring Segment	70 kV Line	Estrella Substation	Reconductoring Segment	70 kV Line
		DPM (lb/month)	DPM (lb/month)	DPM (lb/month)	DPM (lb/hr) ²	DPM (lb/hr) ²	DPM (lb/hr) ²
2022	1	0.000	0.000	0.000	0.000	0.000	0.000
2022	2	0.000	0.000	0.000	0.000	0.000	0.000
2022	3	0.000	0.000	0.000	0.000	0.000	0.000
2022	4	0.000	0.000	0.000	0.000	0.000	0.000
2022	5	0.000	0.000	0.000	0.000	0.000	0.000
2022	6	14.325	0.000	0.000	0.052	0.000	0.000
2022	7	16.003	1.027	0.000	0.059	0.004	0.000
2022	8	6.833	16.678	0.000	0.025	0.061	0.000
2022	9	44.693	15.651	0.000	0.164	0.057	0.000
2022	10	23.700	36.758	0.000	0.087	0.135	0.000
2022	11	29.213	45.947	0.000	0.107	0.168	0.000
2022	12	22.137	35.391	0.000	0.081	0.130	0.000

2023 DPM - Monthly Emissions - for Cancer Risks and Chronic DPM Exposure ¹

Construction Year	Month	Estrella Substation	Reconductoring Segment	70 kV Line	Estrella Substation	Reconductoring Segment	70 kV Line
		DPM (lb/month)	DPM (lb/month)	DPM (lb/month)	DPM (lb/hr) ²	DPM (lb/hr) ²	DPM (lb/hr) ²
2023	1	24.865	31.289	0.000	0.091	0.115	0.000
2023	2	3.575	24.189	0.000	0.013	0.089	0.000
2023	3	5.024	1.825	20.848	0.018	0.007	0.076
2023	4	0.000	0.000	14.133	0.000	0.000	0.052
2023	5	0.000	0.000	17.667	0.000	0.000	0.065
2023	6	0.000	0.000	14.133	0.000	0.000	0.052
2023	7	0.000	0.000	14.133	0.000	0.000	0.052
2023	8	0.000	0.000	17.667	0.000	0.000	0.065
2023	9	0.000	0.000	14.133	0.000	0.000	0.052
2023	10	0.000	0.000	14.133	0.000	0.000	0.052
2023	11	0.000	0.000	42.459	0.000	0.000	0.156
2023	12	0.000	0.000	21.288	0.000	0.000	0.078

2024 DPM - Monthly Emissions - for Cancer Risks and Chronic DPM Exposure ¹

Construction Year	Month	Estrella Substation	Reconductoring Segment	70 kV Line	Estrella Substation	Reconductoring Segment	70 kV Line
		DPM (lb/month)	DPM (lb/month)	DPM (lb/month)	DPM (lb/hr) ²	DPM (lb/hr) ²	DPM (lb/hr) ²
2024	1	0.000	0.000	17.986	0.000	0.000	0.066
2024	2	0.000	0.000	0.815	0.000	0.000	0.003
2024	3	0.000	0.000	0.000	0.000	0.000	0.000
2024	4	0.000	0.000	0.000	0.000	0.000	0.000
2024	5	0.000	0.000	0.000	0.000	0.000	0.000
2024	6	0.000	0.000	0.000	0.000	0.000	0.000
2024	7	0.000	0.000	0.000	0.000	0.000	0.000
2024	8	0.000	0.000	0.000	0.000	0.000	0.000
2024	9	0.000	0.000	0.000	0.000	0.000	0.000
2024	10	0.000	0.000	0.000	0.000	0.000	0.000
2024	11	0.000	0.000	0.000	0.000	0.000	0.000
2024	12	0.000	0.000	0.000	0.000	0.000	0.000


¹ Emissions from CalEEMod were post-processed to scale off-road emissions by length of one-way trip compared with 1,000 feet of access road to the Estrella Substation (to approximate the degree of impact to receptors within 1,000 feet of the Project Area), or the length of the Reconductoring or 70 kV line (to approximate the degree of impact to receptors along these routes). The Emissions from CalEEMod are presented in terms of ton per year, however, based on the breakdown of emissions by Phase in the CalEEMod Report, the emissions were allocated to the appropriate time period. Hours per month is derived from an assumption of 10.5 hours per day, 6 days per week, and 52 weeks per year, divided by 12 to get monthly hours.

² The modeled hourly rate was assumed to occur for the entire month of construction from 7:30 am to 6:00 pm, Monday through Saturday.



Estrella Substation and Paso Robles Area Reinforcement Project Health Risk Assessment

APPENDIX C – Detailed Modeling Results

A large, empty rectangular box with a thin black border, occupying the central portion of the page. It is intended for the user to provide a response to comments.

Acute Non-Cancer Risk (1-Hour Exposure to Oxides of Nitrogen (NOx))

Modeling Data

Construction Year	Project Component	GLC _{max}	UTM Coordinates		GLC _{max} at closest discrete receptor ¹	UTM Coordinates		Background ¹	Total MEIR concentration
		ug/m3	X	Y	ug/m3	X	Y	ug/m3	ug/m3
2022	Substation	339.40865	717399.8	3946498.61	139.56029	717225.77	3946014.01	65.8	205.36
2023	Substation	255.78905	717211.03	3946241.23	141.20463	717225.77	3946014.01	65.8	207.00
2024	Substation	43.46075	716896.71	3945946.17	9.29767	717225.77	3946014.01	65.8	75.10
2022	Reconductoring	137.85836	710111.33	3943931.82	119.51408	709758.62	3947446.58	65.8	185.31
2023	Reconductoring	135.22938	709849.98	3947113.3	114.02744	709758.62	3947446.58	65.8	179.83
2024	Reconductoring	14.67384	709701.08	3947850.93	5.56144	709758.62	3947446.58	65.8	71.36
2022	70 kV Line	132.39945	717424.78	3947041.51	94.11099	716352.2	3945869.93	65.8	159.91
2023	70 kV Line	132.56957	716594.88	3946147.57	105.03952	717152.5	3947164.96	65.8	170.84
2024	70 kV Line	79.65157	714614.48	3946293.98	51.10434	714423.44	3946298.36	65.8	116.90

¹ Background Concentrations from AQS ID 60798002.

Construction Year	GLC _{max} Project	CAAQS Compliance		Potential onsite worker exposure (with background)	OSHA PEL Compliance	
	ppm ¹	CAAQS	Project Impacts Exceed CAAQS ²	ppm ¹	PEL (8-hr) (ppm)	Potentially Exceeds PEL
2022	0.18	0.18	No	0.22	5	No
2023	0.14	0.18	No	0.18	5	No
2024	0.04	0.18	No	0.08	5	No

¹ Values from the modeling were converted to ppm and rounded to the "Given Number of Decimal Places" in Table D-1 - Level and Precision of State Standards in CARB's "Convention for Rounding Ambient Air Quality Data"² The one hour NO_x CAAQS standard is "not to be exceeded" outside of work areas. See footnote 1 of the California Air Quality Standards here: <https://ww2.arb.ca.gov/sites/default/files/2020-07/aaqs2.p>

Chronic Non-Cancer Risk (Chronic Exposure to Diesel Particulate Matter (DPM))**Modeling Data**


Construction Year	Project Component	GLC _{max}	UTM Coordinates		GLC _{max} at closest discrete receptor ¹	UTM Coordinates		Chronic Exposure Threshold DPM	Background	Total MEIR concentration	HI (w/ background)
		ug/m ³	X	Y	ug/m ³	X	Y		ug/m ³	ug/m ³	
2022	Substation	0.11415	717441.81	3946332.46	0.00563	717225.77	3946014.01	5	0.456	0.462	0.09
2023	Substation	0.04334	717211.84	3946294.81	0.00337	717225.77	3946014.01	5	0.456	0.459	0.09
2024	Substation	0.00248	712985.42	3946729.36	0.0002	717225.77	3946014.01	5	0.456	0.456	0.09
2022	Reconductoring	0.03263	709849.98	3947113.3	0.03059	709759.82	3947446.58	5	0.456	0.487	0.10
2023	Reconductoring	0.0119	712034.81	3948424.19	0.01111	709759.82	3947446.58	5	0.456	0.467	0.09
2024	Reconductoring	0.00024	717210.01	3946086.57	0.00012	716948.79	3945829.84	5	0.456	0.456	0.09
2022	70 kV Line	0.02068	709453.28	3947981.26	0.00149	717162.5	3947164.96	5	0.456	0.457	0.09
2023	70 kV Line	0.01811	712404.82	3947517.74	0.01874	714423.44	3946298.36	5	0.456	0.475	0.09
2024	70 kV Line	0.0028	709780.85	3948665.24	0.00264	714423.44	3946298.36	5	0.456	0.459	0.09

¹ Background Concentrations derived from AQS ID 60798002.

Acute Non-Cancer Risk (1-Hour Exposure to Diesel Particulate Matter (DPM))**Modeling Data**


Construction Year	Project Component	GLC _{max}	UTM Coordinates		GLC _{max} at closest discrete receptor ¹	UTM Coordinates		Acute Exposure Threshold DPM	Background	Total MEIR concentration	HI (w/ background)
		ug/m ³	X	Y	ug/m ³	X	Y		ug/m ³	ug/m ³	
2022	Substation	26.29503	717399.8	3946498.61	8.64306	717225.77	3946014.01	19	1.872	10.52	0.55
2023	Substation	19.00374	717211.03	3946241.23	10.02367	717225.77	3946014.01	19	1.872	11.90	0.63
2024	Substation	1.90689	716896.71	3945948.17	0.40795	717225.77	3946014.01	19	1.872	2.28	0.12
2022	Reconductoring	8.83752	710111.33	3943931.82	5.8191	708758.62	3947448.58	19	1.872	7.89	0.40
2023	Reconductoring	8.04745	709849.98	3947113.3	5.25837	708758.62	3947448.58	19	1.872	7.13	0.38
2024	Reconductoring	0.64383	709701.08	3947850.93	0.24401	708758.62	3947448.58	19	1.872	2.12	0.11
2022	70 kV Line	7.50799	717424.78	3947041.51	4.05059	716362.2	3945669.93	19	1.872	5.92	0.31
2023	70 kV Line	7.23804	716594.88	3946147.57	4.39017	717152.5	3947164.96	19	1.872	8.26	0.33
2024	70 kV Line	3.49481	714614.48	3946293.98	2.24227	714423.44	3946298.36	19	1.872	4.11	0.22

¹ Background Concentrations derived from AQS ID 60798002.



Estrella Substation and Paso Robles Area Reinforcement Project Health Risk Assessment

APPENDIX D – Detailed Risk Calculations

A large, empty rectangular box with a thin black border, occupying the central portion of the page. It is intended for the user to provide a response to comments.

Cancer Risk Summary**Risk Calculation Assumptions**OEHA 2015 - Equation 5.4.1.1: $Dose_{air} = C_{air} \times (BR/BW) \times A \times EF \times 10^{-6}$

Dose Exposure Factors:	Variable Description	3rd Trimester	0 < 2 years	2-9 years	10-16	16-30	16-70	Units	Reference
C _{air}	concentration of contaminant in air	See below per receptor	See below per receptor	See below per receptor	See below per receptor	See below per receptor	See below per receptor	µg/m ³	
	Exposure frequency (days/year)	350	350	350	350	350	350	days/year	OEHHA 2015 - 5.4.1.1 A(a) Recommended default values for EQ 5.4.1.1
EF	Exposure frequency (# days/365 days)	0.96	0.96	0.96	0.96	0.96	0.96	-	OEHHA 2015 - 5.4.1.1 A(a) Recommended default values for EQ 5.4.1.1
BR/BW	daily breathing rate normalized to body weight	361	1090	861	745	335	290	L/kg-day	OEHHA 2015 - Table 5.6 Point Estimates of Residential Daily Breathing Rates for 3rd trimester, 0-2, 2-9, 9-16, 16-30, and 16-70
A	inhalation absorption factor	1	1	1	1	1	1	-	OEHHA 2015 - 5.4.1.1 A(a) Recommended default values for EQ 5.4.1.1
CF	conversion factor	1.0E-06	1.0E-06	1.0E-06	1.0E-06	1.0E-06	1.0E-06	µg to mg	

OEHA 2015 - Equation 8.2.4 A: $RISK_{inh-res} = DOSE_{air} \times CPF \times ASF \times ED/AT \times FAH$

Cancer Risk Factors	Variable Description	3rd Trimester	0 < 2 years	2-9 years	9-16	16-30	16-70	Units	Reference
FAH	Fraction of time at home, per age group	0.85	0.85	0.72	0.72	0.73	0.73	-	OEHHA 2015 - Table 8.4
ED	Exposure Duration	0.25	2.75	3	3	3	3	years	Based on project duration, however, see Note 1 ¹
ASF	age sensitivity factor, per age group	10	10	3	3	1	1	-	OEHHA 2015 - Table 8.3
AT	averaging time period over which exposure duration is averaged	70	70	70	70	70	70	years	OEHHA 2015 - 8.2.4(A)(i) Recommended default values for EQ 8.2.4 A
CPF	Cancer potency factor	1.10E+00	1.10E+00	1.10E+00	1.10E+00	1.10E+00	1.10E+00	(mg/kg/day)-1	https://ww2.arb.ca.gov/sites/default/files/cas/sc/toxic/healthval/contable.pdf
per million		1.0E+06	1.0E+06	1.0E+06	1.0E+06	1.0E+06	1.0E+06		

¹Note that because AERMOD concentrations are already based on annual average concentration with consideration of construction schedule (including specific emission rates per hour of construction which are based on month-specific emission rates from each project component), it is assumed that the exposure occurs for the entire calendar year per age group, with the exception of exposures starting in the third trimester. For exposures starting in the third trimester, exposure is assumed to be 0.25 years in the third trimester, and 0.75 years from age 0-2 for the first calendar year of the project. Subsequent exposure duration for each calendar year are assumed to be 1 full year.

Summarized Receptors and Modeled Ambient Concentrations

Receptor Description		UTM Coordinates		C _{air} (µg/m ³)		
Project Component	Description	X	Y	2022	2023	2024
Reconductoring	Residence approximately 65 feet east of Reconductoring segment	709758.62	3947448.58	0.03059	0.01111	0.00012
Reconductoring	Residence approximately 21 feet east of Reconductoring segment	709717.98	3947567.04	0.0266	0.00998	0.00012
Reconductoring	Residence approximately 32 feet east of Reconductoring segment	709753.71	3947473.65	0.02639	0.00986	0.00012
70 kV Line	Residence approximately 34 feet north of 70 kV Line	714423.44	3946298.36	0.00044	0.01874	0.00264
70 kV Line	Residence approximately 35 feet north of 70 kV Line	714448.56	3946297.2	0.00044	0.01721	0.00238
70 kV Line	Residence approximately 55 feet north of 70 kV Line	714538.51	3946293.7	0.00046	0.01468	0.00187
Substation	Building approximately 221 feet southwest of Estrella Substation	717225.77	3946014.01	0.00563	0.00337	0.0002
Substation	Building approximately 1080 feet southeast of Estrella Substation	717727.72	3946145.41	0.00408	0.00111	0.00001
Substation	Building approximately 1170 feet south of Estrella Substation	717333.91	3945715.17	0.002	0.00104	0.00011

Cancer Risk Summary

Summarized Cancer Risks

Project Component	Maximum Exposed Receptor Age Group	UTM Coordinates		Construction 2022* (only used for third trimester exposure)	Exposure			Total Excess Cancer Risk (cases per million)
		X	Y		Construction 2022	Construction 2023	Construction 2024	
Reconductoring	Third Trimester Exposure to 0<2	709758.62	3947446.58	0.35	3.20	1.55	0.02	5.12
Reconductoring		709717.98	3947567.04	0.31	2.79	1.39	0.02	4.50
Reconductoring		709753.71	3947473.65	0.31	2.76	1.38	0.02	4.46
70 kV Line		714423.44	3946298.36	0.01	0.05	2.62	0.37	3.04
70 kV Line		714448.56	3946297.2	0.01	0.05	2.40	0.33	2.79
70 kV Line		714538.51	3946293.7	0.01	0.05	2.05	0.26	2.36
Substation		717225.77	3946014.01	0.07	0.59	0.47	0.03	1.15
Substation		717727.72	3946145.41	0.05	0.43	0.15	0.00	0.63
Substation		717333.91	3945715.17	0.02	0.21	0.15	0.02	0.39
Reconductoring	2<9 Exposure	709758.62	3947446.58	0.00	0.86	0.31	0.00	1.17
Reconductoring		709717.98	3947567.04	0.00	0.75	0.28	0.00	1.03
Reconductoring		709753.71	3947473.65	0.00	0.74	0.28	0.00	1.02
70 kV Line		714423.44	3946298.36	0.00	0.01	0.53	0.07	0.61
70 kV Line		714448.56	3946297.2	0.00	0.01	0.48	0.07	0.56
70 kV Line		714538.51	3946293.7	0.00	0.01	0.41	0.05	0.48
Substation		717225.77	3946014.01	0.00	0.16	0.09	0.01	0.26
Substation		717727.72	3946145.41	0.00	0.11	0.03	0.00	0.15
Substation		717333.91	3945715.17	0.00	0.06	0.03	0.00	0.09
Reconductoring	2<16 Exposure	709758.62	3947446.58	0.00	0.74	0.27	0.00	1.01
Reconductoring		709717.98	3947567.04	0.00	0.65	0.24	0.00	0.89
Reconductoring		709753.71	3947473.65	0.00	0.64	0.24	0.00	0.88
70 kV Line		714423.44	3946298.36	0.00	0.01	0.45	0.06	0.53
70 kV Line		714448.56	3946297.2	0.00	0.01	0.42	0.06	0.49
70 kV Line		714538.51	3946293.7	0.00	0.01	0.36	0.05	0.41
Substation		717225.77	3946014.01	0.00	0.14	0.08	0.00	0.22
Substation		717727.72	3946145.41	0.00	0.10	0.03	0.00	0.13
Substation		717333.91	3945715.17	0.00	0.05	0.03	0.00	0.08
Reconductoring	16<30 Exposure	709758.62	3947446.58	0.00	0.11	0.04	0.00	0.15
Reconductoring		709717.98	3947567.04	0.00	0.10	0.04	0.00	0.14
Reconductoring		709753.71	3947473.65	0.00	0.10	0.04	0.00	0.13
70 kV Line		714423.44	3946298.36	0.00	0.00	0.07	0.01	0.08
70 kV Line		714448.56	3946297.2	0.00	0.00	0.06	0.01	0.07
70 kV Line		714538.51	3946293.7	0.00	0.00	0.05	0.01	0.06
Substation		717225.77	3946014.01	0.00	0.02	0.01	0.00	0.03
Substation		717727.72	3946145.41	0.00	0.02	0.00	0.00	0.02
Substation		717333.91	3945715.17	0.00	0.01	0.00	0.00	0.01
Reconductoring	16<70 Exposure	709758.62	3947446.58	0.00	0.10	0.04	0.00	0.13
Reconductoring		709717.98	3947567.04	0.00	0.08	0.03	0.00	0.12
Reconductoring		709753.71	3947473.65	0.00	0.08	0.03	0.00	0.12
70 kV Line		714423.44	3946298.36	0.00	0.00	0.06	0.01	0.07
70 kV Line		714448.56	3946297.2	0.00	0.00	0.05	0.01	0.06
70 kV Line		714538.51	3946293.7	0.00	0.00	0.05	0.01	0.05
Substation		717225.77	3946014.01	0.00	0.02	0.01	0.00	0.03
Substation		717727.72	3946145.41	0.00	0.01	0.00	0.00	0.02
Substation		717333.91	3945715.17	0.00	0.01	0.00	0.00	0.01